

AGRICULTURE

NIAGARA COUNTY

Niagara County generates a wealth of agricultural crops - dairy, fruit, vegetable, grain, livestock, and it produces them in abundance. A combination of rich soil and beneficial geographic location have helped make us an agricultural standout in the Empire State.

We are proud of our farming heritage... a heritage that is displayed through the many fine family farms that continue to work and produce, generation after generation, in Niagara County.

LAND IN FARMS (ACRES)

	NY State	Niagara County
2002	7,660,969	148,041
2007 (D)		142,636
2012 (D)		142,818

FARMS BY LAND USE

2002	801
2007	865
2012	760

ACREAGE BY LAND USE 2007 & 2012

	2007	2012
Land in Farms	142,636	142,818
Cropland ¹	113,623	118,529
Permanent Pasture ²	5,158	4,049
Woodland ³	13,666	10,716
Other ⁴	3,790	1,073

1. Includes cropland pastured.
2. Excludes cropland and woodland pastured.
3. Includes woodland pastured.
4. Land in house lots, ponds, roads, wasteland, etc.

SOURCE: U. S. Census of Agriculture, New York State Department of Agriculture and Markets, New York Agriculture Statistics Service and U.S. Department of Agriculture.

CASH RECEIPTS FROM FARM MARKETINGS

2012
(IN THOUSANDS OF DOLLARS)

All Products	\$122,675
All Livestock	\$ 46,370
All Crops	\$ 76,305
Dairy Products	\$ 39,577
Livestock & Poultry	\$ 46,370
Vegetables	\$ 15,374
Fruit	\$ 15,451
Greenhouse & Nursery	\$ 4,996
Field & Other Crops	\$ 5,287

MILK COWS & PRODUCTION

Milk Cows (number)

2002	7,500
2007	9,336
2012	9,100
Total Milk Production (in 1,000's of lbs.)	
2002	150,000
2009	208,000
2010	156,000

Average Production per Cow (NY State) (in 1,000's of lbs.)

2009	22,600
2010	17,100

CATTLE INVENTORY

All Cattle and Calves

2002	19,000
2007	21,932
2012	20,168

Beef Cows

2002	1,830
2007	1,742
2012	1,401

BERRIES HARVESTED (NO. OF ACRES) COUNTYWIDE

	2007	2012
Berries (all)	104	106
Blueberries	24	21
Raspberries	16	31
Strawberries	61	48

SELECTED PRINCIPAL CROPS HARVESTED

Field crops (acres)

Corn	
Grain	32,816
Silage	9,274
Wheat	7,555
Oats	1,569
Dry Hay	
Total	30,279
Alfalfa	7,216

Orchard Crops

2002	6,857
2007	6,297
2012	5,017

Number of Acres

	2002	2007	2012
Apples	3,588	3,317	2,663
Cherries	912	178	176
Grapes	1,293	1,298	912
Peaches	579	548	464
Pears	383	297	173
Plums & Prunes	92	93	96



NIAGARA COUNTY DEPARTMENT OF ECONOMIC DEVELOPMENT

VANTAGE CENTER — SUITE ONE
6311 INDUCON CORPORATE DRIVE
SANBORN, NY 14132
PHONE: (716) 278-8750
FAX: (716) 278-8757

WWW.NIAGARACOUNTYBUSINESS.COM

The Niagara County Center for Economic Development now has a website that can assist you in the selection process by providing complete up-to-date listings of available sites and buildings in Niagara County.

THE LISTINGS CAN BE FOUND BY GOING TO:

www.nccedev.com

Select one of the following options under "Site Locator":

- Sites
- Buildings
- Niagara County Brownfields
- Foreign Trade Zone
- Virtual Site Tours

This detailed information is updated regularly and is maintained by the Niagara County Center for Economic Development and Empire State Development.

We are confident that you will find this information easy to use and very helpful throughout the site selection process.

This information replaces the data that was formerly provided on our Niagara County Market Facts insert sheets entitled "Available Buildings" and "Available Sites".

Here is a sample Property Report page from the Niagara County filtered portion of Empire State Development's **NYSiteFinder**. Detailed profiles, including the exact geographic location, are available for all available buildings and sites within Niagara County.



Vantage International Pointe

110.00 Acres Available

County: NIAGARA

Former Use: Vacant Land

Zoning: Industrial

Price: \$18,500

Lease: N/A

Terms: N/A

Sub-division Permitted: N/A



[View Map/GIS Data](#) [County Profile Data](#) [Additional Images](#)

Access

Closest Highway: State Hwy 31
Miles to Highway: 1.59
Closest Interstate: I 190
Miles to Interchange: 4.04
Access Road: Inducon Corporate Dr
Rail Service: Yes
Closest Airport(s): Buffalo Niagara International

Utilities

Electrical Service: Niagara Mohawk Power Corp
Water Service: Municipal
Sewer Service: Municipal
Natural Gas Service: National Fuel Gas Dist Corp
Telecom Service: Verizon

Contacts

Coldwell Banker Commercial Meridian: Eric C. Tudor
Email: info@coldwellbankermeridian.com
Phone: 716-839-6100
Fax: 716-839-9916

NY State ESD: Jim Jacob
Email: JJacob@empire.state.ny.us
Phone: (518) 292-5200
Fax: (518) 292-5810

Property ID: WNY-1727



NIAGARA COUNTY DEPARTMENT OF ECONOMIC DEVELOPMENT

VANTAGE CENTRE - SUITE ONE
6311 INDUCON CORPORATE DRIVE
SANBORN, NEW YORK 14132

PHONE: (716) 278-8750
FAX: (716) 278-8757

The Niagara County Department of Economic Development continues to provide the most current information to the business community, because in Niagara County, we mean business.

Bank of America/Merrill Lynch

10 Fountain Plaza
Buffalo, NY 14202
Contact: Joanne M. Campagna
Senior Vice President, Business Banking
(716) 847-4120

Citizens Bank

8298 Niagara Falls Blvd.
Niagara Falls, NY 14304
Contact: Daniel Rydholm
Vice President Regional Manager, NY State Business Banking
(716) 860-5859

Evans National Bank

One Grimsby Drive
Hamburg, NY 14075
Contact: John Burrows
Vice President, Commercial Loan Officer
(716) 562-3273

Five Star Bank

300 Spindrift Drive
Amherst, NY 14221
Contact: Patrick Keating
Vice President, Commercial Banking
(716) 634-3400

KeyBank

5737 South Transit Road
Lockport, NY 14094
Contact: Mike Trachimowicz
Vice President/Branch Manager
(716) 514-8400



M&T Bank

80 Holtz Drive
Cheektowaga, NY 14225
Contact: Frank P. Mergl
Vice President Business & Professional Banking
(716) 839-8776

Northwest Bank

3150 Sheridan Drive
Amherst, NY 14226
Contact: Jason B. Krempa
Vice President, Commercial Banking
(716) 835-1293 (office)
(716) 909-3883 (mobile)

Note: The information contained herein is current as of October 2017.



**NIAGARA COUNTY DEPARTMENT OF
ECONOMIC DEVELOPMENT**

VANTAGE CENTER - SUITE ONE
6311 INDUCON CORPORATE DRIVE
SANBORN, NEW YORK 14132

PHONE: (716) 278-8750 • FAX: (716) 278-8757
WWW.NIAGARACOUNTYBUSINESS.COM

CLIMATE

NIAGARA COUNTY

Location: northern corner of Western New York, bordered by Erie County to the south, Lake Ontario to the north, Orleans and Genesee Counties to the east, and Canada to the west.

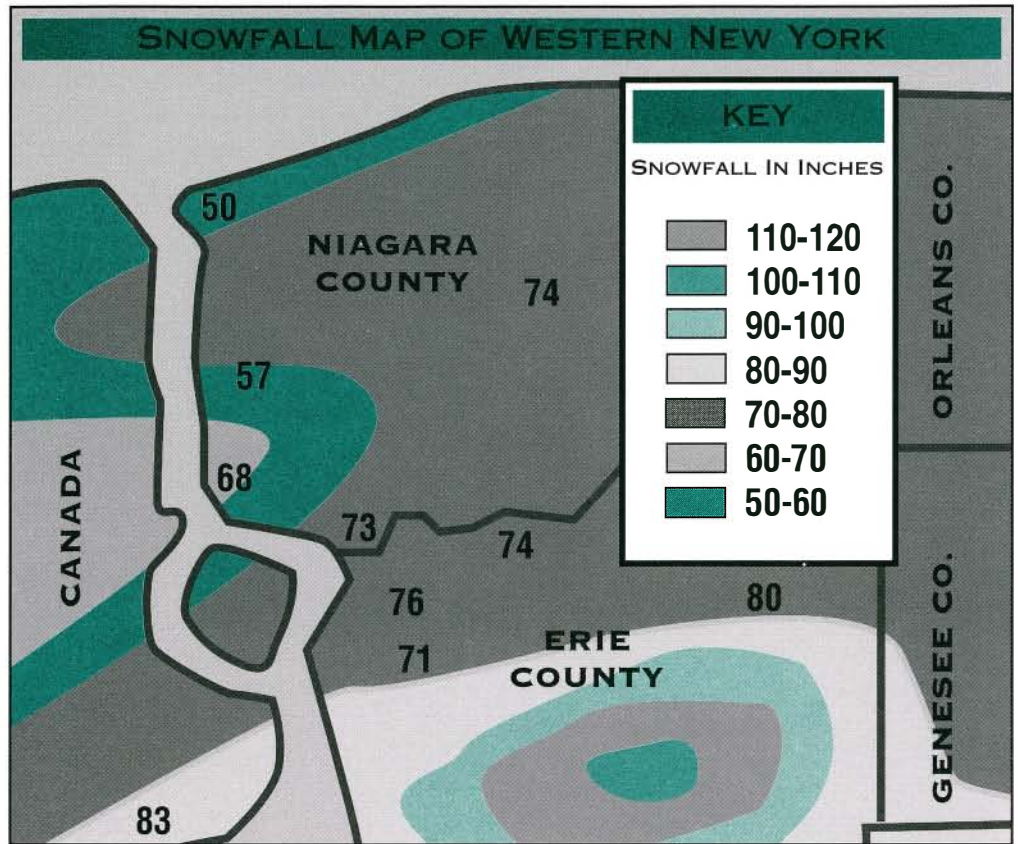
TEMPERATURE AND SNOWFALL (10 YEAR AVERAGES)		
	AVERAGE MONTHLY TEMPERATURE (F°)	AVERAGE MONTHLY SNOWFALL (INCHES)
JAN	24.4°	31.9"
FEB	28.0°	12.1"
MAR	33.5°	18.3"
APR	45.0°	2.9"
MAY	56.3°	-0-
JUNE	66.6°	-0-
JULY	70.5°	-0-
AUG	70.0°	-0-
SEPT	63.6°	-0-
OCT	51.5°	Trace
NOV	41.3°	10.4"
DEC	30.9°	33.6"

SOURCE: National Weather Service, Buffalo, NY Station 1/2006

10 YEAR AVERAGE TEMPERATURE & SNOWFALL	
TEMPERATURE:	48.5°
SNOWFALL:	68.0"

ANNUAL AVERAGES	
Daily high temperature (degrees)	56.4°
Daily low temperature (degrees)	40.5°
Days of 90° or more	3
Nights of 32° or less	130
Liquid precipitation (inches)	36.4"
Snowfall (inches)	109.1"

AVERAGE HIGH TEMPERATURES (DEGREES)	
JANUARY	30.9°
FEBRUARY	35.2°
MARCH	41.4°
APRIL	54.1°
MAY	65.6°
JUNE	75.1°
JULY	79.2°
AUGUST	78.6°
SEPTEMBER	72.5°
OCTOBER	59.1°
NOVEMBER	47.9°
DECEMBER	36.9°



SOURCE: National Weather Service, Buffalo Homepage, 10/2006. Map of snowfall over Western New York annual average from 1996-2004 data.

AVERAGE NO. OF DAYS OF 90° OR MORE (30 YR. AVERAGE)	3
AVERAGE NO. OF NIGHTS OF 32°F OR LESS (44 YR. AVERAGE)	130
ANNUAL AVERAGE LIQUID PRECIPITATION (INCHES)	36.4"

AVERAGE LOW TEMPERATURES (DEGREES)	
JANUARY	17.8°
FEBRUARY	20.9°
MARCH	26.0°
APRIL	36.1°
MAY	46.9°
JUNE	58.0°
JULY	61.8°
AUGUST	61.3°
SEPTEMBER	54.7°
OCTOBER	43.3°
NOVEMBER	34.6°
DECEMBER	24.9°

ANNUAL AVERAGE SNOWFALL (INCHES)	
NIAGARA COUNTY	68.0"
BUFFALO	109.1"
ROCHESTER	112.3"
SYRACUSE	111.9"
FREDONIA	77.0"

AVERAGE SNOWFALL	
OCTOBER	Trace
NOVEMBER	10.4"
DECEMBER	33.6"
JANUARY	31.9"
FEBRUARY	12.1"
MARCH	18.3"
APRIL	2.9"



NIAGARA COUNTY
DEPARTMENT OF
ECONOMIC DEVELOPMENT
 VANTAGE CENTRE - SUITE ONE
 6311 INDUCON CORPORATE DRIVE
 SANBORN, NEW YORK 14132
PHONE: (716) 278-8750
FAX: (716) 278-8757

CONSTRUCTION PERMIT SUMMARY ANNUAL COUNTY TOTALS 1997-2007

RESIDENTIAL PERMITS	\$ VALUE	NON-RESIDENTIAL PERMITS	\$ VALUE	
1997	4,123	57,021,470	971	38,761,466
1998	5,286	88,303,434	692	53,844,219
1999	4,047	83,407,813	4,924	126,701,285
2000	3,996	81,626,787	529	35,939,153
2001	4,188	91,229,721	687	70,072,997
2002	4,615	103,600,348	740	42,363,879
2003	16,505	200,771,115	2,744	218,472,216
2004	5,268	124,557,334	749	54,208,873
2005	5,470	108,956,599	711	39,171,235
2006	5,390	134,273,534	727	57,128,645
2007	5,616	134,262,446	777	49,454,175

Niagara County's construction-friendly reputation is something that you can build upon.

We offer a wide selection of urban and suburban living environments in which to construct your dream home. Our commercial development has been substantial with shopping malls expanding and national retail chains electing to locate with us. Niagara County's commitment to meeting the development needs of our industrial partners is always a top priority.



**NUMBER OF EMPLOYED
WORKERS 16 AND OVER
EMPLOYED IN
CONSTRUCTION (2000)**

9,080

SOURCE: Empire State Development Website, Geographic Area Profile, by county, February 12, 2009.

MEDIAN VALUE OF OWNER OCCUPIED HOMES

NEW YORK STATE \$311,000*
NIAGARA COUNTY \$95,800*

CITIES

Niagara Falls	\$60,800
Lockport	\$69,900
North Tonawanda	\$82,000


TOWNS

Cambria	\$105,300
Hartland	\$75,900
Lewiston	\$99,700
Lockport	\$95,600
Newfane	\$81,300
Niagara	\$81,800
Pendleton	\$124,200
Porter	\$95,300
Royalton	\$82,300
Somerset	\$77,800
Wheatfield	\$116,800
Wilson	\$88,300

VILLAGES

Barker	\$75,700
Lewiston	\$88,000
Middleport	\$68,800
Wilson	\$83,700
Youngstown	\$95,900

SOURCE: U.S. Department of Commerce, Bureau of the Census, 2000 Census. *2007 American Community Survey (ACS), U.S. Bureau of the Census.



HELPFUL NUMBERS BUILDING INSPECTORS

CITIES

Niagara Falls	Lou Fontana	286-4450
N.Tonawanda	Cosimo Capozzi	695-8595
Lockport	James McCann	439-6754

TOWNS

Cambria	Clifford Burch	433-8161
Hartland	Michael Hartman	735-7778
Lewiston	Timothy Masters	754-8213
Lockport	Brian Belson	439-9526
Newfane	Douglas Nankey	778-5947
Niagara	Charles Haseley	297-2150
Pendleton	David Gerber	625-8833
Porter	Roy Rogers	745-3730
Royalton	Thomas Arlington	772-7826
Somerset	Randall C. Hildebrandt	795-9556
Wheatfield	Jennifer Caldwell	694-1026
Wilson	Lawrence Banks	751-6704

VILLAGES

Barker	Mark D. Remington	795-3777
Lewiston	Kenneth Candella	754-8271
Middleport	Thomas Arlington	772-7826
Wilson	Lawrence Banks	751-6705
Youngstown	William Choboy	745-7790

All phone numbers are in 716 area code.



**NIAGARA COUNTY
DEPARTMENT OF
ECONOMIC DEVELOPMENT**

VANTAGE CENTRE - SUITE ONE
6311 INDUCON CORPORATE DRIVE
SANBORN, NEW YORK 14132

PHONE: (716) 278-8750

FAX: (716) 278-8757

WWW.NCCEDEV.COM

ECONOMIC DEVELOPMENT AGENCIES NIAGARA COUNTY

Niagara County boasts a number of economic development agencies that will be pleased to help you turn your business plan into a business reality. Let our experts help you put together a development package that will be sure to grow that bottom line.

Long ago we discovered the power that can be realized when people join together and work toward a common goal. We'd like to work with you.

COUNTY AGENCIES

Niagara County Department of Economic Development

Samuel M. Ferraro, *Commissioner*
6311 Inducon Corporate Dr., Suite One
Sanborn, NY 14132-9099
716-278-8750 Fax 716-278-8757

Niagara County Employment & Training Department

Donald J. Jablonski, *Director*
Trott Access Center
1001 11th St
Niagara Falls, NY 14301
716-278-8140 Fax 716-278-8149

Niagara County Industrial Development Agency

Samuel M. Ferraro, *Executive Director*
6311 Inducon Corporate Dr. Suite One
Sanborn, NY 14132-9099
716-278-8760 Fax 716-278-8769

MUNICIPAL AGENCIES

City of Niagara Falls Department of Economic Development

NFC Development Corporation
Anthony Vilardo
Director of Business Development
745 Main Street
Niagara Falls, NY 14302
716-286-4480
Fax: 716-286-4484

Renewal Community

Thomas Tedesco
Renewal Community Coordinator
716-286-4482
Fax 716-286-4484

Economic Development

Thomas DeSantis, *AICP*
Acting Director, Planning,
Environmental and Economic Development
716-286-4477
Fax 716-286-4484

Empire Zone

Fax 716-286-8836

Lumber City Development Corporation

Michael Zimmerman
Executive Director
500 Wheatfield Street, Suite 2
North Tonawanda, NY 14120
716-695-8580 ext. 5515
Fax 716-614-0519

Greater Lockport Development Corporation

Brian Smith, *President/CEO*
One Locks Plaza
Lockport, NY 14094
716-439-6688 Fax 716-439-6605

Town of Lockport Industrial Development Agency

Marc Smith, *Administrative Director*
6560 Dysinger Rd.
Lockport, NY 14094
716-439-9535 Fax 716-439-9715

Town of Niagara Industrial Development Agency

Town of Niagara - Town Hall
Attn: Calvin Richards
7105 Lockport Road
Niagara Falls, NY 14305
716-297-2150 Ext. #131
Fax 716-297-9262

Wheatfield Economic Development Committee

Attn: Robert B. Cliffe
2800 Church Rd.
North Tonawanda, NY 14120
716-694-6680 Fax 716-694-5419

CHAMBERS OF COMMERCE

Chamber of Commerce of the Tonawandas

Adria Sortino, *Executive Director*
254 Sweeney St.
North Tonawanda, NY 14120
716-692-5120 Fax 716-692-1867

Niagara USA Chamber

Kory Schuler, *Executive Director*
6311 Inducon Corporate Dr., Suite Two
Sanborn, NY 14132
716-285-9141 Fax 716-285-0941

Niagara River Region Chamber of Commerce

Jennifer Pauly, *President/CEO*
895 Center St.
Lewiston, NY 14092
716-754-9500 Fax 716-754-9555

OTHER AGENCIES

Cornell Cooperative Extension

Cathy Lovejoy Maloney, *Executive Director*
4487 Lake Ave.
Lockport, NY 14094
716-433-2651 Fax 716-438-0275

Empire State Development Western New York Region

Christopher Schoepflin, *Regional Director*
420 Main St., Suite 717
Buffalo, NY 14202
716-856-8111 Fax 716-856-1744

USA Niagara Development Corporation

Christopher Schoepflin, *President*
222 First Street - 7th Floor
Niagara Falls, NY 14303
716-284-2556 Fax 716-284-2917

U. S. Small Business Administration

130 Elmwood Ave., Suite 540
Buffalo, NY 14202
716-551-4301 Fax 716-551-4418

WNY Regional Education Center for Economic Development

Jerald I. Wolfgang, *Director*
5795 Lewiston Road
P.O. Box 1930
Niagara University, NY 14109-1930
716-628-5029

NCCC

Niagara County Community College

3111 Saunders Settlement Road
Sanborn, NY 14132
716-614-5905

Small Business Development Center

Lynn Oswald, *Director*
3111 Saunders Settlement Rd.
Sanborn, NY 14132
716-210-2515 Fax 716-210-2512

NIAGARA'S WORKSOURCE ONE ONE STOP CAREER CENTER

Business Services Team

Attn: Kathy Krebs
1001 - 11th Street
Niagara Falls, NY 14301
716-278-8109 Fax 716-278-8158



NIAGARA COUNTY DEPARTMENT OF ECONOMIC DEVELOPMENT

VANTAGE CENTRE - SUITE ONE
6311 INDUCON CORPORATE DRIVE
SANBORN, NEW YORK 14132

PHONE: (716) 278-8750
FAX: (716) 278-8757

WWW.NIAGARACOUNTYBUSINESS.COM

Niagara County provides a wide range of educational possibilities that are offered through a unique variety of educational facilities and institutions.

Bachelor, Associate and advanced university degrees can be earned - day or night, full or part time - with us. Niagara County also makes it possible for the young worker and re-trained individual to sharpen their skills for entry into today's challenging marketplace.

Niagara County Community College

3111 Saunders Settlement Rd.
Sanborn, NY 14132-9460
716-614-5905 • Fax 716-731-4053
www.niagaracc.suny.edu



The college sponsors several specific initiatives to help facilitate economic development within Niagara County. They are:

Small Business Development Center

(small business start up assistance, business counseling and support)

International Trade Resource Center

(import and export assistance, seminars and resources)

716-210-2515 • Fax 716-210-2512

Corporate Training Programs

(custom-designed programs, work-place literacy, quality and environmental issues)

716-614-6236 • Fax 716-614-6406

Workforce Development

(Foundation instruction, life skills, employment readiness, vocational training, career development, professional preparation and training, and technology education)

716-614-6236 • Fax 716-614-6406

The Niagara Falls Culinary Institute (NFCI)

28 Old Falls Street
Niagara Falls, NY 14303
716-210-2525

The Niagara Falls Culinary Institute (NFCI) brings the best of both worlds to the table for students and visitors alike.

This 90,000 square foot mixed use facility in a portion of the former Rainbow Mall offers our students the most unique of experiences. Students have access to 7 state of the art

teaching kitchens featuring European island cooking suites ... these are dedicated teaching kitchens for NCCC's culinary and baking and pastry arts students. Special events within the building allow students interested in the hospitality, tourism, event planning and restaurant management fields to gain a real world understanding of what it takes to plan and execute events at a world class facility. And, all students get real-life, hands-on experience in the hospitality industry.

At NFCI, students will learn the latest of techniques from our premier faculty in Baking & Pastry Arts, Culinary Arts, Gaming & Casino Management, Hospitality, Restaurant Management, Tourism Management and Event Planning and Winery Operations.

Visitors to NFCI can enjoy *Savor*, a student run fine dining restaurant with an in-kitchen chef's table, open hearth oven and exhibition style cooking; an ice sculpting lab, *The Wine Boutique*, featuring some of New York State's finest selections; *La Patisserie*, a European style pastry café; *Old Falls Street Deli*, a New York style deli; and a Barnes and Noble culinary themed store. Our intimate on campus *Cannon Culinary Theatre* serves a dual purpose for classroom learning and as a venue for visiting celebrity chefs. Stop by and let us tantalize your taste buds with a tour, a special event or a hands-on class in *Mise en Place*, our Wegmans sponsored community education kitchen.

Whether you are thinking about becoming a student or planning a visit, the Niagara Falls Culinary Institute will give you the experience you've been craving.

Niagara University

3100 Lewiston Road.
Niagara University, NY 14109
716-286-8585 • Fax 716-286-8581
www.niagara.edu

Niagara County is also home to Niagara University, a 157 year-old liberal arts university in the Vincentian (St. Vincent De Paul) tradition. Offering undergraduate degrees through its College of Arts & Sciences, College of Business, Division of General Academic Studies, Institute of Travel, Hotel & Restaurant Administration, College of Nursing, and College of Education, the University also offers graduate programs in Education, Business, and Arts and Sciences.

Currently the University has 3,300 undergraduate and 950 graduate students on two campuses north of the City of Niagara Falls. Its 300,000 volume library and the Castellani Art Museum are but two of the many resources the University shares with the Niagara County community at large. Niagara University also maintains a number of programs with the business community

of Niagara County for the benefit of participating companies and the enrichment of students.

SUNY Empire State College

80 Main Street, Suite A
Lockport, NY 14094-2843
716-434-0272 • Fax 716-434-4434
www.esc.edu

Approximately 1000 Western New York college students are working toward college degrees at a unique institution, SUNY Empire State College. Part of the State University of New York System, the college is fully accredited by the Middle States Association of Colleges and Schools.

What is unique about this institution is that it is geared toward the non-traditional student, the adult who has other commitments yet wants to earn a degree. The College is able to meet the needs of these students through guided independent study, use of mentors, tailored curricula, distance learning, and many other flexible options as long as they adhere to the quality standards of the institution.

Orleans/Niagara Board of Cooperative Educational Services

Niagara Educational Center
3181 Saunders Settlement Road
Sanborn, NY 14132
1-800-836-7510, ext. 4440
Fax 716-731-5931

www.onboces.org

Niagara County local school districts are component members of the Orleans Niagara Board of Cooperative Educational Services (BOCES). The primary mission of BOCES is to offer a wide range of shared services that individual school districts would not be able to operate as effectively or economically on their own.

BOCES works with the business community to provide customized training courses to address the needs of a particular company or employee. Under the auspices of BOCES are vocational courses, occupational courses, and continuing education programs for adults.



NIAGARA COUNTY DEPARTMENT OF ECONOMIC DEVELOPMENT

VANTAGE CENTER - SUITE ONE
6311 INDUCON CORPORATE DRIVE
SANBORN, NEW YORK 14132

PHONE: (716) 278-8750
FAX: (716) 278-8757

WWW.NIAGARACOUNTYBUSINESS.COM

Western New York Regional Education Center for Economic Development

5795 Lewiston Road, P.O. Box 1930
Niagara University, NY 14109-1930
716-628-5029

State-level occupational programs are administered in the county by the Western New York Regional Education Center for Economic Development. The agency coordinates the resources of the State's occupational education system with employment and training programs in the region.

Niagara County Employment and Training

Trott Access Center
1001-11th Street
Niagara Falls, NY 14301
716-278-8108 • Fax 716-278-8585
www.worksource1.com

Niagara County also has a Department of Employment and Training that administers the Federal Workforce Investment Act (WIA) program for job training. They provide assessment and career advisement, classroom training, on-the-job training, youth work experience, and the Summer Youth Employment Program.

University at Buffalo (UB)

www.buffalo.edu

New York State's premier public center for graduate and professional education, as well as the state's largest and most comprehensive public university. One of our nation's leading research-intensive public universities. Strengths in medicine, engineering, and computer science enable UB to conduct multidisciplinary research and provide education at a level of excellence that few universities can match. The Wall Street Journal has ranked UB's School of Management as one of the world's top business schools.

Buffalo State (SUNY)

1300 Elmwood Avenue
Buffalo, NY 14222
(716) 878-4000
Admissions: (716) 878-4017
www.buffalostate.edu

The largest four year college in the SUNY system, with 169 undergraduate programs with 11 honors options and 65 opportunities for graduate study including 19 postbaccalaureate teacher certification programs (PTCP). Has a graduate Art Conservation program that ranks as one the best in the world. Home of the Burchfield-Penney Art Center.

Erie Community College (SUNY)

www.ecc.edu

Offering high-quality, low-cost education to Western NY for over 50 years, ECC continues its commitment to provide excellent post-secondary educational programs, community outreach activities and related services. From associate's degrees to specialized certificate programs to workforce development, ECC provides its diverse student body with the

opportunity to develop academically, as well as socially, and fosters cooperative partnerships with local businesses and universities.

Canisius College

2001 Main Street Buffalo, NY 14208
General Info: (716) 883-7000
Admissions: (716) 888-2200
Public Relations: (716) 888-2790
www.canisius.edu

Ranked among the top regional colleges in the Northeast, Canisius is one of 28 Jesuit colleges in the nation. An independent, co-educational institution, it is comprised of three divisions, the College of Arts & Sciences, the Wehle School of Business and the School of Education and Human Services. The college has invested nearly \$150 million in recent years to create state-of-the-art facilities in a beautiful setting.

Hilbert College

5200 South Park Avenue
Hamburg, NY 14075
(716) 649-7900
www.hilbert.edu

A four-year Catholic, liberal arts college in the Franciscan tradition. Offers thirteen Bachelor degrees plus fifty minors and concentrations. 14:1 student to faculty ratio and 1,100 students. A new, 21,000 sq. ft. academic building that doubles classroom space on its suburban campus opened in Fall 2006 to accommodate its growing student population.

D'Youville College

320 Porter Avenue
Buffalo, NY 14201
(716) 829-8000 or 1-800-777-3921
www.dyc.edu

An independent, urban co-educational institution that provides professional programs and liberal arts programs for more than 3,200 graduate and undergrad students. Offering dual degrees in business information technology, education, and health-related professions.

Daemen College

4380 Main Street
Amherst, NY 14226
(716) 839-8225 or
1-800-462-7652
www.daemen.edu

Located on a 39 acre suburban campus in Amherst, NY, Daemen offers more than 30 undergraduate degree programs, along with six graduate courses of study.

Villa Maria College

240 Pine Ridge Road
Cheektowaga, NY 14225
(716) 896-0700
www.villa.edu

Based in the Catholic and Franciscan tradition, Villa Maria provides both traditional and non-traditional students a holistic approach to higher education addressing each student's intellectual, vocational and spiritual needs.

Trocaire College

360 Choate Avenue
Buffalo, NY 14220-2094
(716) 826-1200
www.trocaire.edu

An independent private, four year college in the Mercy tradition located in the City of Buffalo. Associate's degrees offered in over a dozen areas of study. Many certificate programs also available. Numerous lifelong learning classes providing professional and personal development opportunities.

Medaille College

Main Campus:
18 Agassiz Circle
Corner Parkside and Rte. 198
Buffalo, NY 14214
Amherst Campus:
400 Essay Road
(716) 880-2200 or
1-800-292-1582
www.medaille.edu

Medaille College's main campus is located in Buffalo, New York, on an attractive, tree-lined urban campus at the intersection of Route 198 (Scajaquada Expressway) and Parkside Avenue. The Campus is within the Olmsted Crescent, a historic area of parkways and landscape designed by Frederick Law Olmsted. One of the fastest growing colleges in the country, Medaille's enrollment (approximately 2,400 students in Fall 2011). Building on that success, the College has become an economic engine in the community, investing \$27 million in physical plant enhancements in recent years.

Bryant & Stratton

Buffalo campus: (866) 573-4059
Southtowns/Orchard Park campus: (866) 573-4067
Amherst campus: (866) 573-4064
www.bryantstratton.edu

A private career college offering a wide range of in-demand degree programs, Bryant & Stratton College Online is a place where you'll feel fully supported every step of the way from enrollment to graduation. For over 155 years, Bryant & Stratton students have been receiving a quality, personal education needed for a lifetime of success.



**NIAGARA COUNTY
DEPARTMENT OF
ECONOMIC DEVELOPMENT**

VANTAGE CENTER - SUITE ONE
6311 INDUCON CORPORATE DRIVE
SANBORN, NEW YORK 14132

**PHONE: (716) 278-8750
FAX: (716) 278-8757**

WWW.NIAGARACOUNTYBUSINESS.COM

WHAT IS A FOREIGN TRADE ZONE?

A foreign-trade zone (FTZ) is a designated location in the United States where companies can use special procedures that help encourage U.S. activity and value-added - in competition with foreign alternatives - by allowing delayed or reduced duty payments on foreign merchandise, as well as other savings.

BENEFITS OF FTZ #34

Duty Exemption

No duties on or quota charges on re-exports.

Duty Deferral

Customs duties and federal excise tax deferred on imports.

Inverted Tariff

In situations where zone production results in a finished product that has a lower duty rate than the rates on foreign inputs (inverted tariff), the finished products may be entered at the duty rate that applies to its condition as it leaves the zone (requires prior authorization).

Logistical Benefits

Companies using FTZ procedures may have access to streamlined customs procedures (e.g. "weekly entry" or "direct delivery").

Other Benefits

Foreign goods and domestic goods held for export are exempt from state/local inventory taxes. FTZ status may also make a site eligible for state/local benefits which are unrelated to the FTZ Act.

FTZ #34 CAN HELP SAVE YOUR COMPANY MONEY

Foreign and domestic merchandise may enter the foreign trade zone without a formal Customs entry or the payment of Customs duties or government excise taxes.



Merchandise entering a foreign trade zone may be:

- Stored
- Tested
- Sampled
- Relabeled
- Repackaged
- Displayed
- Repaired
- Manipulated
- Mixed
- Cleaned
- Assembled
- Manufactured
- Salvaged
- Destroyed
- Processed

If the final product is exported from the United States, no U.S. Customs duty or excise tax is levied. If, however, the final product is imported into the United States, Customs duty and excise taxes are due only at the time of transfer from the foreign trade zone and formal entry in the U.S.

The duty paid is the lower of that applicable to the product itself or its component parts. Thus the zone provides opportunities to realize customs duty savings by zone users. In addition, zone procedures provide one of the most flexible methods of handling domestic and imported merchandise.

ACTIVITIES IN THE FOREIGN TRADE ZONE

DUTY IS DEFERRED ON IMPORTED GOODS ADMITTED TO ZONE

NO UNITED STATES DUTY IS ASSESSED WHEN REEXPORTING GOODS FROM ZONE

PROCESSING GOODS WITHIN THE ZONE CAN ELIMINATE OR LOWER TARIFFS

DUTIES CAN BE AVOIDED ON DEFECTIVE, DAMAGED GOODS BY INSPECTING AND TESTING IMPORTED GOODS WITHIN A ZONE

SAVINGS OF 10% TO 25% HAVE BEEN REALIZED IN TOTAL TRANSPORT INSURANCE FROM FOREIGN SHIPPER'S PLANT TO U.S. IMPORTER IN A ZONE VS. U.S. IMPORTER OUTSIDE A ZONE

STRATEGIC LOCATION

WITHIN 500 MILES OF:

- 55% of the U.S. Population
- 62% of the Canadian Population
- 92% of Canadian Manufacturers

CONVENIENT ACCESS TO:

Nationwide Rail Service

**3 International Bridges
to Canada**

**Air, Truck and Rail
Connections to Any Point
in North America**

FOREIGN TRADE ZONE #34

NIAGARA COUNTY



BorderWorx Logistics provides clients with inventory storage, order processing and distribution, returns management, accounting and finance, meeting space and work areas. **BorderWorx** provides storage and shipping solutions on behalf of, and for clients dealing with Amazon, Perfect Shaker, Walmart, eBay, Harris Corporation, and Comcast. Integrated with its customs brokerage service, **BorderWorx** seamlessly manages transportation between neighboring countries. Headquartered in Georgetown, Ontario and Niagara Falls, New York, **BorderWorx** is able to service both the Canadian and U.S. markets, knowing how to best serve the respective interests.

For additional information regarding FTZ #34, please contact:



ZONE OPERATOR

Borderworx Logistics, LLC

6405 Inducon Drive West
Sanborn, NY 14132

Contacts:

Dean Wood, CEO

Tony Lombardo, Terminal Manager

Phone: 716- 216-6714

Email: FTZ@BorderWorx.com

Website: www.borderworx.com

Niagara County Industrial Development Agency

6311 Inducon Corporate Drive
Sanborn, NY 14132
(716) 278-8760

NCIDA staff is available to discuss opportunities for additional operators and users for FTZ #34.



Legend

- Foreign Trade Zone #34 Boundaries
- Reactivated Foreign Trade Zone Area
- Niagara County Streets

Foreign Trade Zone #34 Areas	Acres
FTZ #34 - Area A	133
FTZ #34 - Area B	50
FTZ #34 - Area C	158



NIAGARA COUNTY
DEPARTMENT OF
ECONOMIC DEVELOPMENT
VANTAGE CENTER — SUITE ONE
6311 INDUCON CORPORATE DRIVE
SANBORN, NY 14132
PHONE: (716) 278-8750
FAX: (716) 278-8757

WWW.NIAGARACOUNTYBUSINESS.COM



Niagara County provides medical care and services that are noted for their high quality, availability and easy access. The greater Buffalo-Niagara Falls area offers a vast array of treatment facilities, hospitals and research centers.

Properly delivered health care can mean the difference between turning a profit and realizing a loss. Locate in Niagara County and we will work to keep you and your bottom line in the best of health.

HOSPITALS

NIAGARA FALLS MEMORIAL MEDICAL CENTER

621 Tenth Street
Niagara Falls, N.Y. 14302
(716) 278-4000 Fax: (716) 278-4614
Website: www.nfmmc.org



The new ER1 Emergency Department and The Heart Center of Niagara represent an investment by Niagara Falls Memorial Medical Center of \$20 million in better health for the Greater Niagara region.

On the second floor of this new facility you'll find The Heart Center of Niagara, has the only cardiac suite in Western New York featuring two leading technologies for non-invasive heart disease diagnosis: a Positron Emission Tomography (PET) scanner and a leading-edge, 64-slice Computed Tomography scanner.

Beds	171
MD's 22 FTE's incl. 6 Residents (5DO's)	
RN's-LPN's	189-17
total staff	845 FTE's
Avg. salary:	
RN	\$30/hr.
LPN	\$19/hr.
Aides	\$15/hr.
2009 Admissions	7,021
2009 Outpatient Visits	184,908
2009 Occupancy Rate	58.6%
2009 Average Stay (acute)	5.03 days
2009 Revenues (millions)	\$85.7
2009 Expenses (millions)	\$84.1
2009 Bad Debt and Charity	\$4.7 M
President/CEO	Joseph A. Ruffolo
Chairman	James C. Roscetti
No. and type of off-campus facilities/center:	2 primary care, 2 ambulatory care, 1 mobile health unit, 1 long-term care
WNY Medical Network Membership	None
Year Founded in WNY	1895

SOURCE: Niagara Falls Memorial Medical Center, 12/2/10

EASTERN NIAGARA HOSPITAL

Lockport Site:
521 East Avenue
Lockport, N.Y. 14094
(716) 514-5505

Newfane Site:
2600 William Street
Newfane, N.Y. 14108
(716) 778-5111

Beds	205
MD's	DND
RN's-LPN's	DND
Aides	DND
Total Staff	626 FTE's
2009 Admissions	6,304
2009 Outpatient Visits	126,400
Occupancy Rates	DND
Average Salary	DND
2009 Revenues (millions)	\$64.8
2009 Expenses (millions)	DND
2009 Bad Debt and Charity	\$3,209,500
Administrator	Clare A. Haar, CEO
Chairman	John McHugh
No. and type of off-campus facilities/centers	5 - physician offices, outpatient lab, radiology service
Year Founded	1908

SOURCE: Eastern Niagara Hospital, 1/6/11.

DEGRAFF MEMORIAL HOSPITAL

45 Tremont Street - PO Box 750
North Tonawanda, N.Y. 14120
(716) 690-2004 Fax: (716) 690-2300
Website: www.degraff.kaleidahealth.org

Beds	70
MDs	52
RNs-LPNs	WND
total staff	WND
Avg. salary:	
RN	WND
LPN	WND
Aides	WND
2009 Admissions	WND
2009 Outpatient Visits	WND
Occupancy Rate	WND
Average Stay	5.79 days
2009 Revenues (millions)	Part of
2009 Expenses (millions)	Kaleida
2009 Bad Debt and Charity	Health System
President	Anthony Zito
Chairman	John R. Koelmel
No. and type of off-campus facilities/centers	1 adult day care, 1 skilled nursing facility, 1 Wellness Center
WNY Medical Network Membership	GNYHA Kaleida Health
Year Founded in WNY	1914

SOURCE: DeGraff Memorial Hospital, 11/3/10.

MOUNT ST. MARY'S HOSPITAL

5300 Military Road
Lewiston, N.Y. 14092
(716) 297-4800 Fax: (716) 298-2333
Website: www.msmh.org.



Mount St. Mary's hospital has been designated as a Stroke Center by the New York State Department of Health.

Beds	179
MD's	2
RN's-LPN's	211-8
total staff	873
Avg. salary:	
RN	DND
LPN	DND
Aides	DND
FY 2010 Admissions	6,832
FY 2010 Outpatient Visits	144,980
Occupancy Rate	48%
Average Stay	4.39 days
FY 2010 Revenues (millions)	105.8 M
FY 2010 Expenses (millions)	104.7 M
FY 2010 Bad Debt and Charity	4.6 M
President & CEO	Judith A. Maness
Chairman	Sr. Margaret Tuley, DC
No. and type of off-campus facilities/centers	1 Neighborhood Health Center, 1 Outpatient Rehabilitation Center, 2 Specialty Care Clinics, 1 Business Center, 1 Skilled Nursing Facility
Medical Network Membership	Ascension Health
Year Founded in WNY	1907

SOURCE: Mount St. Mary's Hospital, 2/4/11



NIAGARA COUNTY DEPARTMENT OF ECONOMIC DEVELOPMENT

VANTAGE CENTER - SUITE ONE
6311 INDUCON CORPORATE DRIVE
SANBORN, NEW YORK 14132

PHONE: (716) 278-8750
FAX: (716) 278-8757
WWW.NCCEDEV.COM

NIAGARA HOSPICE

4675 Sunset Drive
Lockport, N.Y. 14094
(716) 439-4417 Fax: 439-6035
www.niagarahospice.org

Because Hospice is a concept of care, not a place of care, every effort is made to enable patients to remain at their home and receive the loving care of family and friends with the support of the Hospice Team. This professional health care team is specially trained to meet the needs of the patient and family through several kinds of care.

- Physical Care
- Emotional Care
- Spiritual Care
- Bereavement Care

Complimentary Services:

- Art Therapy
- Music Therapy
- Pet Therapy
- Massage Therapy

Hospice care is available to everyone, including nursing home residents and the developmentally disabled. Hospice ensures continuity of services through agreements with local hospitals that provide acute and respite care when appropriate.

REGIONAL HOSPITALS & RESEARCH CENTERS

Roswell Park Cancer Institute

Buffalo, NY
1-877-ASK-RPCI (1-877-7724)
www.roswellpark.org

A comprehensive cancer center, ranked as one of the top five cancer hospitals/institutes in the nation. Today a renaissance at RPCI is setting the stage for future discovery. Inspired by emerging technologies and new ways of thinking, they are rebuilding their campus, recruiting world-renowned scientists and clinicians and placing greater emphasis on interdisciplinary collaboration in research and treatment. They have added more than 100 of the nation's best clinical and scientific faculty to their ranks in the past three years alone. Their fresh ideas build on the expertise of their existing intellectual base and open up untested routes to discovery.

Their new Center for Genetics and Pharmacology will have tremendous impact on recruitment, retention and research. It adjoins the NY State Center of Excellence in Bioinformatics & Life Sciences and the Hauptman-Woodward Medical Research Institute as part of a comprehensive Buffalo Life Sciences Complex, creating fertile ground for inquiry and the sharing of information.

LICENSED MEDICAL CARE IN NIAGARA COUNTY

CATEGORY	NUMBER	PER 100,000 RESIDENTS
Dentist	126	57.3
Licensed Practical Nurse (LPN)	1,235	561.7
Medicine (M.D.)	349	158.7
Occupational Therapist	84	38.2
Optometrist	24	10.9
Pharmacist	202	91.9
Physical Therapist	158	71.9
Podiatrist	14	6.4
Psychologist	16	7.3
Registered Professional Nurse (RPN)	2,745	1,248.6

SOURCE: New York State Education Department, Division of Professional Licensing Services, Second Half of FY 2007.

Erie County Medical Center (ECMC)

462 Grider Street
Buffalo, NY 14215
General Information: (716) 898-3000
www.ecmc.edu

Located on a 67-acre campus, this regional medical center ranked among the nation's top 100 hospitals for both ICU Care and Cardiovascular Services. ECMC is home to the only adult trauma center in WNY, one of the most modern in the nation. Furthermore, ECMC operates the region's only Burn Treatment Unit, the only one of its kind between Rochester and Pittsburgh, and the area's only spinal cord injury center and Head Trauma unit. Home to the UB Medical School's Department of Psychiatry.

Women's and Children's Hospital of Buffalo

219 Bryant Street
Buffalo, NY 14222
General Information: (716) 878-7000
www.wchob.org

For over 100 years, The Women's and Children's Hospital of Buffalo has been the regional center for comprehensive, specialized pediatric and women's health services for the Western New York Region and beyond. As the regional center for such services, WCHOB is designated to provide specialized care. Centrally located in the City of Buffalo, WCHOB admits nearly 28,000 patients annually and sees more than 123,000 outpatients at its emergency room or one of its sub-specialty clinics.

Hauptmann-Woodward Medical Research Institute

700 Ellicott Street
Buffalo, NY 14203-1102
(716) 898-8600
www.hwi.buffalo.edu

The Hauptman-Woodward Medical Research Institute (HWI) is an independent, non-profit, biomedical research facility located in the heart of downtown Buffalo's medical

campus. Since 1956, HWI scientists have been committed to improving human health through study, at a molecular level, of the causes and potential cures of many diseases. In contrast to clinical research, the focus of Hauptman-Woodward's basic research is to determine the structures of individual substances such as proteins that play a role in the development of specific diseases. This research explores questions like the following: What is the three dimensional shape of a particular protein molecule? How and with what does this protein interact? What controls these interactions? What structural alterations lead to the development of disease?

Working under the leadership of Nobel-Laureate Herbert Hauptman, HWI scientists use the techniques of molecular biology, biochemistry, and crystallography to answer these questions. The results of their investigations provide the starting point for better drug design. In addition, other research on going at HWI seeks to improve the methods of crystallization and data analysis used for molecular structure determination by scientists worldwide.

Other significant regional research centers include:

- Dent Neurological Institute
- Millard Fillmore Hospital Clinical Pharmacokinetics Laboratory
- The Center for Advanced Molecular Biology and Immunology
- The Pharmacotherapy Research Center
- The Center for Cognitive Science
- The Periodontal Disease Research Center

and other research centers affiliated with SUNY at Buffalo (UB).

HOUSING

NIAGARA COUNTY

COUNTYWIDE HOUSING DATA - 2011

Niagara County, NY provides quality housing in a wide range of shapes, sizes and styles. We take pride in doing that with quality at a price that's less than the national average.



HOUSING UNITS

Total:	99,156 (+/-) 335
Occupied Units	87,925 (+/-) 1,113
Vacant Units	11,231 (+/-) 1,051

HOUSE HEATING FUEL

Utility Gas	68,544 (+/- 1,268)
Bottled, Tank, or LP Gas	4,175 (+/- 412)
Electricity	6,524 (+/- 646)
Fuel Oil, Kerosene, etc.	6,421 (+/- 611)
Coal or Coke	56 (+/- 90)
Wood	1,436 (+/- 258)
Solar Energy	30 (+/- 48)
Other Fuel	592 (+/- 240)
No Fuel Used	147 (+/- 88)

PLUMBING FACILITIES BY OCCUPANTS PER ROOM BY YEAR STRUCTURE BUILT

	Estimate	Margin of Error
Total:	87,925 (+/- 1,113)	
Complete Plumbing Facilities	87,537 (+/- 1,137)	
1.00 or less occupants per room:	86,803 (+/- 1,154)	
Built 1950 or later	52,204 (+/- 1,140)	
Built 1940-1949	7,838 (+/- 538)	
Built 1939 or earlier	26,761 (+/- 1,137)	
1.01 or more occupants per room:	734 (+/- 256)	
Built 1950 or later	444 (+/- 181)	

Built 1940-1949	15 (+/- 24)
Built 1939 or earlier	275 (+/- 156)
Lacking Complete Plumbing Facilities	388 (+/- 212)
1.00 or less occupants per room:	388 (+/- 212)
Built 1950 or later	95 (+/- 87)
Built 1940-1949	142 (+/- 146)
Built 1939 or earlier	151 (+/- 103)
1.01 or more occupants per room:	0 (+/- 115)
Built 1950 or later	0 (+/- 115)
Built 1940-1949	0 (+/- 115)
Built 1939 or earlier	0 (+/- 115)

Source: U.S. Census Bureau, 2009-2011 American Community Survey.

BEDROOMS

Total Housing Units	99,156 (+/- 335)
No Bedroom	757 (+/- 240)
1 Bedroom	10,039 (+/- 776)
2 Bedroom	26,629 (+/- 1,145)
3 Bedroom	44,059 (+/- 1,149)
4 Bedroom	14,059 (+/- 928)
5+ Bedrooms	3,613 (+/- 487)

GROSS RENT AS A PERCENTAGE OF HOUSEHOLD INCOME

Occupied Units Paying Rent	24,743 (+/- 1,289)
Less than 15.0%	3,216 (+/- 492)
15.0% - 19.9%	2,501 (+/- 426)
20.0% - 24.9%	3,046 (+/- 569)
25.0% - 29.9%	3,070 (+/- 497)
30.0% - 34.9%	1,876 (+/- 380)
35% or more	11,034 (+/- 769)
Not Computed	1,463 (+/- 283)

GROSS RENT

Occupied Units Paying Rent	25,166 (+/- 1,285)
Less than \$200	573 (+/- 214)
\$200 to \$299	1,798 (+/- 277)
\$300 to \$499	4,547 (+/- 569)
\$500 to \$749	10,479 (+/- 818)

\$750 to \$999	5,039 (+/- 655)
\$1,000 to \$1,499	2,186 (+/- 456)
\$1,500 or more	544 (+/- 264)
Median (dollars)	635 (+/- 14)
No Rent Paid	1,040 (+/- 214)

HOUSING OCCUPANCY

	Estimate	Margin of Error
Total housing units	99,156 (+/- 335)	
Occupied housing units	87,925 (+/- 1,113)	
Vacant housing units	11,231 (+/- 1,051)	
Homeowner vacancy rate	4.3 (+/- 0.7)	
Rental vacancy rate	14.1 (+/- 2.0)	

YEAR STRUCTURE BUILT

	Estimate	Margin of Error
Total Housing Units	99,156 (+/- 335)	
Built 2005 or later	2,009 (+/- 362)	
Built 2000 to 2004	3,402 (+/- 577)	
Built 1990 to 1999	8,650 (+/- 844)	
Built 1980 to 1989	7,830 (+/- 668)	
Built 1970 to 1979	10,208 (+/- 626)	
Built 1960 to 1969	8,435 (+/- 749)	
Built 1950 to 1959	15,433 (+/- 972)	
Built 1940 to 1949	8,715 (+/- 613)	
Built 1939 or earlier	34,474 (+/- 1,112)	



NIAGARA COUNTY DEPARTMENT OF ECONOMIC DEVELOPMENT

VANTAGE CENTER - SUITE ONE
6311 INDUCON CORPORATE DRIVE
SANBORN, NEW YORK 14132

PHONE: (716) 278-8750
FAX: (716) 278-8757

WWW.NIAGARACOUNTYBUSINESS.COM
11/2012

HOUSING

NIAGARA COUNTY

ROOMS

	Estimate	Margin of Error
Total Housing Units	99,156	(+/- 335)
1 Room	625	(+/- 228)
2 Rooms	1,661	(+/- 388)
3 Rooms	6,792	(+/- 627)
4 Rooms	13,866	(+/- 845)
5 Rooms	21,067	(+/- 1,165)
6 Rooms	20,744	(+/- 1,151)
7 Rooms	14,701	(+/- 832)
8 Rooms	9,827	(+/- 720)
9 Rooms	9,873	(+/- 786)
Median rooms	5.8	(+/- 0.1)

Source: Unless otherwise noted, source is U.S. Census Bureau, American Community Survey 2009-2011 3-Year Estimate.

VEHICLES AVAILABLE

Occupied Housing Units	87,925 (+/- 1,113)	
No vehicles available	8,771	(+/- 754)
1 vehicle available	32,532	(+/- 1,160)
2 vehicles available	33,834	(+/- 1,072)
3 or more vehicles available	12,788	(+/- 788)

VALUE

Owner-Occupied Units	61,719 (+/- 1,174)	
Less than \$50,000	7,320	(+/- 628)
\$50,000 to \$99,000	22,004	(+/- 931)
\$100,000 to \$149,999	14,937	(+/- 975)
\$150,000 to \$199,000	8,645	(+/- 697)
\$200,000 to \$299,999	5,931	(+/- 535)
\$300,000 to \$499,999	1,595	(+/- 320)
\$500,000 to \$999,999	917	(+/- 236)
\$1,000,000 or more	370	(+/- 180)
Median (dollars)	104,300	(+/- 2,313)

SELECTED MONTHLY OWNER COSTS

	Estimate	Margin of Error
Housing Units With A Mortgage	37,472 (+/- 1,140)	
Less than \$300	57	(+/- 56)
\$300 to \$499	652	(+/- 195)
\$500 to \$699	2,199	(+/- 316)
\$700 to \$999	8,180	(+/- 672)
\$1,000 to \$1,499	14,153	(+/- 808)
\$1,500 to \$1,999	8,158	(+/- 770)
\$2,000 or more	4,073	(+/- 523)

Housing Units Without A Mortgage	24,247 (+/- 1,046)	
Less than \$100	15	(+/- 25)
\$100 - \$199	577	(+/- 184)
\$200 - \$299	2,270	(+/- 359)
\$300 - \$399	3,928	(+/- 466)
\$400 or more	17,457	(+/- 872)
Median (dollars)	509	(+/- 13)

PLUMBING FACILITIES

	Estimate	Margin of Error
Occupied Housing Units		
Complete Plumbing Facilities	87,537	(+/- 1,137)
Lacking Complete Plumbing Facilities	388	(+/- 212)
Total	87,925	(+/- 1,113)
All Housing Units		
Complete Plumbing Facilities	98,282	(+/- 496)
Lacking Complete Plumbing Facilities	874	(+/- 311)
Total	99,156	(+/- 335)

Source: U.S. Census Bureau, 2010 American Community Survey, 1-Year Estimate.

HOUSEHOLD TYPE BY HOUSEHOLD SIZE

	Estimate	Margin of Error
Total:	87,925 (+/- 1,113)	
Family households:	55,121 (+/- 896)	
2-person household	26,138	(+/- 902)
3-person household	11,951	(+/- 743)
4-person household	11,708	(+/- 806)
5-person household	3,661	(+/- 508)
6-person household	910	(+/- 256)
7-or-more person household	753	(+/- 213)
Nonfamily households:	32,804 (+/- 1,091)	
1-person household	27,935	(+/- 1,108)
2-person household	4,432	(+/- 507)
3-person household	320	(+/- 201)
4-person household	23	(+/- 28)
5-person household	59	(+/- 64)
6-person household	35	(+/- 39)
7-or-more person household	0	(+/- 115)

Source: U.S. Census Bureau, 2009-2011 American Community Survey.



NIAGARA COUNTY DEPARTMENT OF ECONOMIC DEVELOPMENT

VANTAGE CENTER - SUITE ONE
6311 INDUCON CORPORATE DRIVE
SANBORN, NEW YORK 14132

PHONE: (716) 278-8750
FAX: (716) 278-8757

WWW.NIAGARACOUNTYBUSINESS.COM

11/2012

INCENTIVE PROGRAMS

NIAGARA COUNTY

PROGRAM NAME	CONTACT	ACRONYM	ELIGIBILITY	USAGE	LOAN LIMIT	INTEREST RATES	MATURITY	SPECIAL CONDITIONS	FEE	AVAILABILITY
Niagara County Development Corporation Revolving Loan Fund	Susan C. Langdon 716-278-8764 Susan.Langdon@niagaracounty.com	NCDC RLF	Manufacturing Wholesale Distribution Commercial Services	Machinery Equipment Real Estate	Maximum of \$200,000 or 1/3 of total project costs (whichever is less) to finance the shortfall after bank and company are maximized	Below prime	Working Capital: < 5 Years Machinery & Equipment: < 7 Years Real Estate: < 15 Years	Must result in job creation or retention of at least one job per \$25,000 loaned. Must show appropriate ratio of private dollars to RLF dollars & necessity of fund participation. 10% of equity required.	Application fee: \$250 Closing costs paid by borrower. Commitment fee: 1%	Through Niagara County Industrial Development Agency
Niagara Economic Development Fund	Susan C. Langdon 716-278-8764 Susan.Langdon@niagaracounty.com	NEDF	Manufacturing Assembly Wholesale Distribution	Machinery Equipment Real Estate	Maximum of \$250,000 or 30% of total project costs (whichever is less) to finance the shortfall after bank and company are maximized	Below prime	Machinery & Equipment: < 7 Years Real Estate: < 15 Years	One job must be created Per \$25,000 loaned. Must show commitments of primary lender to assure adequate financing of project. 10% equity required.	Application fee: < \$200,000: \$250 > \$200,000: \$500 Closing costs paid by borrower. Commitment fee: 1%	Through Niagara County Industrial Development Agency
Niagara County IDA Industrial Revenue Bonds And Lease/ Lease Transactions	Samuel M. Ferraro 716-278-8760 Sam.Ferraro@niagaracounty.com	NCIDA IRB & L/L	Manufacturing Warehousing Pollution Control Commercial Service Tourist Destination	Constructing, acquiring, equipping and furnishing capital expansion of industry. Real Estate Machinery Equipment	Funds are provided by Commercial banks and/or private investors. Company enters into leaseback agreement with NCIDA to assure property & sales tax abatements	Interest rate is negotiated between company and the lender	Term is negotiated between company and the lender	Must be reviewed by NCIDA staff. Must be approved by NCIDA Board of Directors. Must also be approved by Niagara County Legislature (if tax exempt)	Application fee: \$1,000 Agency Fee: 1% of bond Value. Closing costs paid by borrower.	Through Niagara County Industrial Development Agency
Microenterprise Assistance Program	Barbara A. Gill 716-278-8763 Barb.Gill@niagaracounty.com	None	Retail, Service Manufacturing Minority/ WBE Business (5 employees or less)	Working Capital Inventory Equipment	Maximum amount: \$25,000	Below prime	Working Capital: < 5 Years Machinery & Equipment: < 7 Years Interest & Principal Deferred for 6 months.	Program participants must be low to moderate income or create jobs for low to moderate income individuals.	Closing costs paid by the program. No commitment fee.	Through Niagara County Industrial Development Agency
Brownfield Cleanup Revolving Loan Fund	Amy E. Fisk 716-278-8754 amy.fisk@niagaracounty.com	BCRLF	Acceptance into NYS Brownfield Program. Subgrants available to municipalities and non-profits	Brownfield site remediation only.	Maximum amount: 80% of project amount. Subgrant limit: \$200,000	0.5%	Flexible up to 10 Years	Must be utilized for remediation of a designated brownfield site and meet federal brownfield requirements.	Closing costs paid by borrower.	Through Niagara County Department of Economic Development
Empower Niagara	Michael A. Casale 716-278-8752 michael.casale@niagaracounty.com	None	Final approval by Niagara County Legislature after recommendation by Advisory Board	Reduce energy costs	Project must create at least 75kW of new net load	n/a	Power allocation of 3 Years	Company must be planning to acquire or expand an existing facility or build a new one in Niagara County.	Application fee: \$500	Through Niagara County Department of Economic Development
City of Lockport Economic Development Loan Program	Brian Smith 716-439-6688 bsmith@lockportny.gov	EDLP	Industrial Manufacturing Commercial	Real Estate Acquisition Rehabilitation Construction Machinery Equipment Working capital Inventory	20% of total project cost. Minimum amount: None Maximum amount: \$35,000 / job	Variable. Usually below prime	Working Capital: 7 Years Machinery & Equipment: 12 Years Real Estate: 20 Years maximum	Must create or retain jobs	Application fee: 1% of Loan amount. Closing costs paid by borrower.	Through Greater Lockport Development Corporation
City of Lockport Tenant Assistance Loan Program	Brian Smith 716-439-6688 bsmith@lockportny.gov	TALP	Commercial and Retail Tenants who locate or expand in the Central Business District	Working Capital Rehabilitation Machinery Equipment Inventory	25% of total project cost. Minimum amount: None Maximum amount: \$35,000 / job	Variable. Usually below prime	Maximum: 7 Years	Must create or retain jobs	Application fee: None Closing Costs: None	Through Greater Lockport Development Corporation

SEE PAGE 2 FOR MORE PROGRAMS.



NIAGARA COUNTY DEPARTMENT OF ECONOMIC DEVELOPMENT
6311 INDUCON CORPORATE DRIVE SANBORN, NEW YORK 14132
(716) 278-8750 FAX: (716) 278-8757
WWW.NIAGARACOUNTYBUSINESS.COM

INCENTIVE PROGRAMS

NIAGARA COUNTY

PROGRAM NAME	CONTACT	ACRONYM	ELIGIBILITY	USAGE	LOAN LIMIT	INTEREST RATES	MATURITY	SPECIAL CONDITIONS	FEE	AVAILABILITY
City of Lockport Downtown Microenterprise Loan Program	Brian Smith 716-439-6688 bsmith@lockportny.gov	DMP	Commercial and Retail Tenants who locate or expand in the Central Business District	Working Capital Rehabilitation Machinery Equipment Inventory	75% of total project cost. Minimum amount: \$5,000 Maximum amount: \$20,000	N/A	N/A	Must create or retain jobs available to low and moderate income Individuals.	Application fee: None Closing Costs: N/A	Through Greater Lockport Development Corporation
Niagara Falls City Development Corporation	Anthony Vilardo 716-286-4480 www.developnf.org anthony.vilardo@niagarafallsny.gov	NFC	Manufacturing Assembly Distribution Retail / Office	Machinery Equipment Real Estate	Loan & Grant Limit: Varies by project and sector Contact for specific programs	Flexible	Machinery & Equipment: 5-7 Years Real Estate: 15-20 Years	Must create or retain jobs	Application fee: None Closing Costs: Paid by Applicant	Through the City of Niagara Falls Department of Economic Development
North Tonawanda Economic Development Program	Michael Zimmerman 716-695-8580 x5515 mzimmerman@lumbercitydc.com	NTEDP	Manufacturing Retail	Machinery Equipment Construction Renovation	40% of eligible costs. Gap financing primarily.	Fixed at prime.	Machinery & Equipment: 7 Years Construction & Renovation: Maximum of 10 Years.	Must result in 51% hiring of low to moderate income eligible people.	Application fee: 1% Commitment fee Closing costs: Yes	Through Lumber City Development Corporation
New York Business Development Corporation (NYBDC)	Michael Taylor 716-626-3423 www.nybdc.com mtaylor@nybdc.com	NYBDC	Small to mid-sized businesses	Real Estate Machinery Equipment	\$25,000 to \$1.5 million	Market rate	Maximum of 15 - 20 Years	Must help a business enterprise expand within New York State	Application deposit: \$1,500 Closing costs: varies based on structure	Through the NYBDC
Empire State Certified Development Corporation	Michael Taylor 716-626-3423 www.nybdc.com mtaylor@nybdc.com	ESCDC	Small to mid-sized businesses	Real Estate Machinery Equipment Refinancing Working Capital	\$50,000 to \$5.5 million	Fixed for up to 20 Years	10 or 20 Years	Must help a business enterprise expand within New York State	Application deposit: \$1,500 Closing costs: varies based on structure	Through the NYBDC
Excelsior Growth Fund (EGF)	Sherri Falck 716-436-2977 Sherri.falck@excelsiorgrowthfund.org www.excelsiorgrowthfund.org	EGF	Small to mid-sized businesses	Working Capital Machinery Equipment / hire staff Refinance debt Upgrade technology	\$10,000 to \$500,000	Variable Cap at 11.9%	Maximum term typically 5 Years. 6 Years for SBA Microloans under \$50,000	Loans under \$100,000 are typically approved in 1-2 days and funded in a week.	No application fee. If approved, typical funding fee of 5% of loan amount (Can be financed)	excelsiorgrowthfund.org
National Fuel	Douglas M. Keddie 716-857-7974 www.natfuel.com keddie@natfuel.com	None	Grants available for specific projects that stimulate economic activity and that test and demonstrate new technologies	Heating & Cooling Distributed generation Plant expansion Equipment	n/a	n/a	n/a	Must be in National Fuel service area, (within western Niagara County including City of Niagara Falls)	None	Through National Fuel
National Grid	Mary Grace Welch 716-831-7752 Marygrace.welch@nationalgrid.com	None	Businesses & Industry located in National Grid territory. Also eligible are economic development entities for some programs	Power quality enhancement, mfg. productivity, energy efficiency incentives, site and bldg. location assistance. Utility infrastructure	n/a	n/a	n/a	Must be in National Grid service area.	None	Through National Grid
New York Power Authority	Keith Hayes 914-390-8117 or 1-800-269-6972 At prompt, dial 718-8117 Keith.Hayes@nypa.gov	NYPA	Businesses Industry Some government agencies Private and public utilities for resale w/o profit	Low-cost electricity for new or expanding companies. Matching grants through the WNY Economic Development Fund for eligible projects	n/a	n/a	n/a	Must result in job creation or retention in New York State. Eligible projects must be within a 30 mile radius of the Niagara Power Project	None	Through New York Power Authority
NYSEG	Rachel T. Buchanan 585-484-5067 RTBuchanan@NYSEG.com www.NYSEG.com	NYSEG	Businesses Industry	Electricity Natural Gas	n/a	n/a	n/a	Must be in NYSEG service area (within eastern Niagara County including City of Lockport) Supports business retention, expansion and attraction.	None	Through NYSEG

New York State offers a number of financial incentive programs including its interest rate reduction program (New York Link Deposit Program), Workforce Investment Act (WIA), Low Interest Loans, Grant/ Loan Programs for Capital Investment, and Tax Credits & Incentives for Capital Investment / Job Creation.

For more program details call:

Empire State Development Corporation Western New York Region

95 Perry Street, Suite 500



NIAGARA COUNTY DEPARTMENT OF ECONOMIC DEVELOPMENT

6311 INDUCON CORPORATE DRIVE SANBORN, NEW YORK 14132

(716) 278-8750 Fax: (716) 278-8757

WWW.NIAGARACOUNTYBUSINESS.COM

Niagara County industrial parks offer attractive and well-designed sites and have a proven track record of meeting prospective tenants needs and cost requirements. Inexpensive land translates into less expensive rent for the end user/tenant.

SITE	LOCATION	PROXIMITY TO NFIA* AIRPORT (IN MILES)	PROXIMITY TO INTERNATIONAL BRIDGE** (IN MILES)	ACREAGE	REMARKS	CONTACT
Cambria Technology Park	Town of Cambria	11	14	152	Technology Business Park	Samuel M. Ferraro 716-278-8760 sam.ferraro@niagaracounty.com
Niagara Airport Commercial Park	Town of Niagara	1	5	217	Adjacent to Niagara Falls International Airport	Lee Wallace 716-297-2150 lwallace@townofniagara.com
Vantage International Point	Town of Wheatfield	.5	8	159	Business Incubator Available FTZ #34	Samuel M. Ferraro 716-278-8760 sam.ferraro@niagaracounty.com
Town of Lockport Industrial Park	Town of Lockport	14	19	203	Rail Service Available	Marc R. Smith 716-439-9535 marc@elockport.com
Summit Business Park	Town of Wheatfield	1	8	225	Rail Available Light Industrial	Robert B. Cliffe 716-694-6680 gov@wheatfield.ny.us
Ulrich Business Park	Town of Lockport	16	10	50	Commercial Business Park	David Ulrich 716-434-1008
Witmer Industrial Estate	Town of Niagara	5	1.5	24	Adjacent to Interstate (I-90)	George Fetterhoff 716-434-6266
The Woodlands Corporate Center	Town of Wheatfield	7	14	30	Integrated Class A Complex	Kenneth M. Franasiak 716-693-0006 kfranasiak@calamar.com
Niagara International Business Park	Town of Niagara City of Niagara Falls	6	1	30	Adjacent to Interstate (I-90)	Susan Langdon 716-278-8760 susan.langdon@niagaracounty.com

* Niagara Falls International Airport

** Lewiston-Queenston Bridge



Whether you are just starting out, relocating, or expanding an existing facility, Niagara County will gladly work with you.



NIAGARA COUNTY DEPARTMENT OF ECONOMIC DEVELOPMENT

VANTAGE CENTER - SUITE ONE
6311 INDUCON CORPORATE DRIVE
SANBORN, NEW YORK 14132

PHONE: (716) 278-8750 • FAX: (716) 278-8757

WWW.NIAGARACOUNTYBUSINESS.COM

INDUSTRY

NIAGARA COUNTY

Niagara County's location within the rich consumer and industrial markets of North America affords a diversified and stable economic platform from which to operate.

Our energy sources are abundant and affordable. The water supply is a rich mixture of the historic Niagara River and the Great Lakes. We have a skilled labor force and we boast a transportation network that provides linkage throughout the northeast and Canada.

Our cultural, educational and recreational opportunities further point to the fact that Niagara County is a great place to do business.



The Edwards Vacuum facility is located at Vantage International Point in Sanborn, New York.

MANUFACTURERS SUMMARY DATA - 2015

Number of Establishments	274
Number of Establishments by Number of Employees	
With 1000 employees or more	1
With 500 to 999 employees	1
With 250 to 499 employees	0
With 100 to 249 employees	19
With 50 to 99 employees	30
With 20 to 49 employees	40
With 10 to 19 employees	46
With 5 to 9 employees	46
With 1 to employees 4	92

EMPLOYMENT IN MFG.	
All Workers	8,345

PAYROLL IN MFG.	
All Workers (millions)	\$462.6

SOURCE: United States Bureau of the Census, 2015 Business Patterns.

THE NIAGARA COUNTY INDUSTRIAL & MANUFACTURING DIRECTORY

The Niagara County Industrial & Manufacturing Directory contains an up-to-date (March 2017) inventory of the industrial firms which are located within Niagara County, New York.

This survey is based on information supplied by Niagara County's twenty municipal units, from a survey conducted by the Niagara County Center for Economic Development. This directory is available upon request. It updates an earlier study which was prepared in May 2014.

SERVICE INDUSTRIES BY CATEGORY PAYROLL, NUMBER OF EMPLOYEES & TOTAL NUMBER OF ESTABLISHMENTS BY KIND OF SERVICE INDUSTRY - 2015

INDUSTRY	ANNUAL PAYROLL	NO. OF EMPLOYEES	TOTAL NO. OF ESTABLISHMENTS
Health Care & Social Assistance	\$ 398,920,000	11,143	518
Retail	\$ 252,776,000	11,196	747
Accommodation & Food Services	\$ 178,342,000	9,134	511
Manufacturing	\$ 462,607,000	8,345	274
Admin. Support, Waste Mgmt., Remediation Services	\$ 131,242,000	2,801	288
Construction	\$ 143,966,000	2,673	493
Other Services (except Public Administration)	\$ 48,359,000	2,470	500
Transportation and Warehousing	\$ 83,969,000	2,363	156
Wholesale	\$ 118,913,000	2,151	196
Professional, Scientific & Technical Services	\$ 74,039,000	1,578	306
Educational Services	\$ 42,052,000	1,837	48
Arts, Entertainment & Recreation	\$ 15,862,000	761	92

SOURCE: United States Bureau of the Census, 2015 Business Patterns.

NIAGARA COUNTY'S LARGEST EMPLOYERS

BUSINESS/NUMBER OF EMPLOYEES

Niagara Falls Air Reserve Station	3,165
Seneca Niagara Casino & Hotel	2,528*
Fashion Outlets of Niagara	2,027
General Motors Components Holdings, LLC	1,587
Niagara County	1,554
Niagara Falls Memorial Medical Center	984
Niagara County Community College	665
City of Niagara Falls	650
Mount St. Mary's Hospital	627
Niagara University	624
Niagara Wheatfield School District	578
North Tonawanda City School District	565
Niagara Falls City School District	553
Modern Corporation	544
Eastern Niagara Health System	514
New Directions Youth & Family Services	510
DeGraff Memorial Hospital	473
Empower	460
Lockport City School District	443
Starpont Central School District	366
Our Lady of Peace Nursing Home	345
Lewiston Porter Central School District	333
Newfane Central School District	316
New York Power Authority	309
Odd Fellows & Rebekah Rehabilitation Ctr.	307
Candlelight Cabinetry	218
Occidental Chemical	211*
MAHLE Behr Troy, Inc. (fka Delphi Tech)	210
Niagara Hospice	203
Yahoo!	202
Vishay Thin Film	197
Olin Corporation	190*
Edwards Vacuum	186
Saint Gobain Ceramics & Plastics	178
Greenpac Mill / Norampac	156

* Last reported figure



**NIAGARA COUNTY
DEPARTMENT OF
ECONOMIC DEVELOPMENT**

VANTAGE CENTER — SUITE ONE
6311 INDUCON CORPORATE DRIVE
SANBORN, NY 14132

PHONE: (716) 278-8750
FAX: (716) 278-8757

WWW.NIAGARACOUNTYBUSINESS.COM

PRIVATE SECTOR ESTABLISHMENTS & EMPLOYMENT IN NIAGARA COUNTY

BUSINESS ESTABLISHMENTS BY INDUSTRY GROUP - 2002

Establishments*	3,491
Manufacturing	291
Wholesale Trade	217
Retail Trade	798
Information	45
Real Estate, Rental & Leasing	114
Professional, Scientific & Technical Services	308
Administrative and Support, Waste Mgmt. & Remediation Service	216
Educational Services	31
Health Care & Social Assistance	499
Arts, Entertainment & Recreation	92
Accommodations & Food Services	516
Other Services (except Public Administration)	364

*An establishment is defined as a single physical location at which business is conducted. A company may consist of more than one establishment.

EMPLOYMENT BY INDUSTRY GROUP - 2002

Employment	48,742
Manufacturing	13,327
Wholesale Trade	1,000§
Retail Trade	10,525
Information	852
Real Estate, Rental & Leasing	562
Professional, Scientific & Technical Services	1,000§
Administrative and Support	2,585
Educational Services	100§
Health Care & Social Assistance	9,804
Arts, Entertainment & Recreation	913
Accommodations & Food Services	6,392
Other Services	1,682

SIZE OF ESTABLISHMENTS

Establishments*	4,547
Small Businesses †	4,454 (98.0%)
Large Businesses †	93 (2.0%)

§ The Census Bureau reported an employment range, rather than a precise figure, in several categories. Listed is the minimum end of the range.

† A small business is an establishment that has fewer than 100 full-time and part-time employees; a large business is an establishment that has 100 or more full-time and part-time employees. In parentheses under each number is the percentage of all establishments within the county that are defined as small or large businesses.

NOTE: Figures were compiled March 12, 1999, and reported in April 2001. This chart is confined to private sector establishments and employment; it does not include most government employees, railroad employees and self-employed persons. Employment figures may differ from those reported for the same period by the New York State Department of Labor because of variations in sampling techniques. Employment figures in this chart include full-time and part-time workers.

PRIVATE SECTOR EMPLOYMENT, PAYROLLS & AVERAGE WEEKLY WAGES OF EMPLOYEES COVERED BY UNEMPLOYMENT INSURANCE - 1996, 2001 & 2006

ANNUAL AVERAGE EMPLOYMENT			TOTAL ANNUAL PAYROLLS (MILLIONS)			AVERAGE WEEKLY WAGES		
1996	2001	2006	1996	2001	2006	1996	2001	2006
67,682	62,490	58,692	\$1,799	\$1,924	\$1,991	\$509.71	\$592.09	\$652.53

1 Figures exclude government employees

PERSONAL INCOME PER CAPITA BY COUNTY OF RESIDENCE 1997-2005

1997	1998	1999	2000	2001	2002	2003	2004	2005
\$21,958	\$22,818	\$23,528	\$24,503	\$24,769	\$25,372	\$26,385	\$26,832	\$28,022

CIVILIAN LABOR FORCE, EMPLOYMENT STATUS & UNEMPLOYMENT RATES 2004-2007 (THOUSANDS, EXCEPT RATE)

	2004	2005	2006	2007
CIVILIAN LABOR FORCE	111.7	111.8	112.2	111.1
EMPLOYED	104.8	105.5	106.1	105.2
UNEMPLOYED	6.9	6.3	6.1	5.9
UNEMPLOYMENT RATE %	6.2	5.6	5.4	5.3

SOURCE: United States Department of Labor, Bureau of Labor Statistics and New York State Department of Labor, Division of Research and Statistics.

PERSONS LICENSED AND CURRENTLY REGISTERED TO PRACTICE BY PROFESSION AS OF SECOND HALF OF FY 2007

architecture	24	respiratory therapy	56
landscape architecture	7	respiratory therapy technician	15
certified public accountancy	157	ophthalmic dispensing	70
public accountancy	-	optometry	24
licensed practical nursing	1,235	audiology	9
interior design	-	speech/language pathology	123
land surveying	32	medicine	349
professional engineering	157	medicine limited license	13
pharmacy	202	physical therapy	158
registered nurse	2,745	occupational therapy	84
registered physician's assistant	49	occupational therapy assistant	69
registered specialist's assistant	1	podiatry	14
acupuncture	2	physical therapy assistant	81
massage	174	psychology	16
professional midwifery	8	chiropractic	67
nurse practitioner/adult	31	veterinary medicine	40
nurse practitioner/community health	-	veterinary technology	91
nurse practitioner/family	60	certified social worker	177
nurse practitioner/gerontology	-	certified shorthand reporter	-
nurse practitioner/neonatology	5	dental anesthesia	8
nurse practitioner/obstetrics/gynecology	2		
nurse practitioner/oncology	-		
nurse practitioner/pediatrics	16		
nurse practitioner/perinatology	-		
nurse practitioner/psychiatry	4		
nurse practitioner/school health	1		
nurse practitioner/women's health	16		
dentistry	126		
dental hygiene	159		
dietetics-nutrition	34		

SOURCE: New York State Education Department, Division of Professional Licensing Services.



NIAGARA COUNTY DEPARTMENT OF ECONOMIC DEVELOPMENT

VANTAGE CENTRE - SUITE ONE
6311 INDUCON CORPORATE DRIVE
SANBORN, NEW YORK 14132

PHONE: (716) 278-8750
FAX: (716) 278-8757
WWW.NCCEDEV.COM

POPULATION

NIAGARA COUNTY

POPULATION BY MUNICIPALITY 1990 - 2010

CITIES	1990	2000	2010	2000-2010 GAIN/LOSS	2000-2010 % CHANGE
Lockport	24,426	22,279	21,165	-1,114	-5.0%
Niagara Falls	61,840	55,593	50,193	-5,468	-9.8%
N Tonawanda	34,989	33,262	31,568	-1,694	-5.1%
TOWNS					
Cambria	4,779	5,393	5,839	+448	8.3%
Hartland	3,911	4,165	4,117	-46	-1.1%
Lewiston	15,453	16,257	16,262	+22	0.1%
Lockport	16,596	19,653	20,529	+874	4.4%
Newfane	8,996	9,657	9,666	+9	0.1%
Niagara	9,880	8,978	8,378	-532	-6.0%
Pendleton	5,010	6,050	6,397	+347	5.7%
Porter	7,110	6,920	6,771	-149	-2.2%
Royalton	7,453	7,710	7,660	-50	-0.6%
Somerset	2,655	2,865	2,662	-203	-7.1%
Wheatfield	11,125	14,086	18,117	+4,031	28.6%
Wilson	5,761	5,840	5,993	+153	2.6%
VILLAGES					
Barker	569	577	533	-44	-7.6%
Lewiston	3,048	2,781	2,701	-80	-2.9%
Middleport	1,876	1,917	1,840	-77	-4.0%
Wilson	1,307	1,213	1,264	-51	4.2%
Youngstown	2,075	1,957	1,935	-22	-1.1%
COUNTY	220,756	219,846	216,469	-3,375	-1.5%

POPULATION BY AGE 2010

CITIES	UNDER 5	5-19	20-44	45-64	65 & OVER
Lockport	1,351	3,983	7,089	5,721	3,021
Niagara Falls	3,060	9,321	15,896	14,157	7,759
North Tonawanda	1,596	5,343	9,960	9,715	4,954
TOWNS					
Cambria	269	1,277	1,601	1,881	811
Hartland (excl. Village)	189	897	1,139	1,331	561
Lewiston (excl. Village)	630	3,156	4,289	4,733	3,454
Lockport	1,233	3,896	6,500	6,203	2,697
Newfane	428	2,011	2,662	2,951	1,614
Niagara	349	1,591	2,447	2,466	1,525
Pendleton	311	1,349	1,600	2,260	877
Porter (excl. Village)	312	1,284	1,693	2,318	1,164
Royalton (excl. Village)	404	1,587	2,181	2,384	1,104
Somerset (excl. Village)	161	609	707	824	361
Wheatfield	920	3,441	4,919	5,427	3,410
Wilson (excl. Village)	290	1,205	1,573	2,025	900
VILLAGES					
Barker	46	109	157	152	69
Lewiston	111	386	727	769	708
Middleport	118	425	554	494	249
Wilson	73	271	321	395	204
Youngstown	80	394	490	613	358
TOTAL - COUNTY	11,580	41,243	64,599	64,659	34,388

Niagara County has a very stable population base that is spread across three major cities – Niagara Falls, North Tonawanda, Lockport - twelve towns and five villages.

Niagara County affords its residents the opportunity to choose from an urban, suburban or country lifestyle.


POPULATION BY GENDER 2010

CITIES	MALE	%	FEMALE	%
Lockport	10,100	47.7%	11,065	52.3%
Niagara Falls	23,946	47.7%	26,247	52.3%
N Tonawanda	15,408	48.8%	16,160	51.2%
TOWNS				
Cambria	2,938	50.3%	2,901	49.7%
Hartland	2,096	50.9%	2,021	49.1%
Lewiston	7,646	47.0%	8,616	53.0%
Lockport	10,207	49.7%	10,322	50.3%
Newfane	4,744	49.1%	4,922	50.9%
Niagara	4,016	47.9%	4,362	52.1%
Pendleton	3,178	49.7%	3,219	50.3%
Porter	3,390	50.1%	3,381	49.9%
Royalton	3,763	49.1%	3,897	50.9%
Somerset	1,338	50.3%	1,324	49.7%
Wheatfield	8,679	47.9%	9,438	52.1%
Wilson	2,983	49.8%	3,010	50.2%
VILLAGES				
Barker	250	46.9%	283	53.1%
Lewiston	1,205	44.6%	1,496	55.4%
Middleport	877	47.7%	963	52.3%
Wilson	608	48.1%	656	51.9%
Youngstown	949	49.0%	986	51.0%



NIAGARA COUNTY
DEPARTMENT OF
ECONOMIC DEVELOPMENT
 VANTAGE CENTRE - SUITE ONE
 6311 INDUCON CORPORATE DRIVE
 SANBORN, NEW YORK 14132
PHONE: (716) 278-8750
FAX: (716) 278-8757
WWW.NCCEDEV.COM

“Niagara’s thundering water calls out for miles around...tempting the visitor, luring them closer, daring them to gaze upon its display.”



It’s more than ten thousand years old, nearly two hundred feet high and it has thrilled, amazed and intrigued all who have viewed it for over two centuries. It is, quite simply, the single most famous waterfall in all the world...it is **NIAGARA FALLS**.

The loyal sports fans of the Greater Niagara Region support our NFL team, the Buffalo Bills. Besides the Bills are the NHL Buffalo Sabres, Buffalo Bandits Lacrosse, Buffalo Blizzard Indoor Soccer, and Buffalo Bison baseball.

The Greater Niagara Region borders on the Niagara River, Lake Erie, Lake Ontario and Southern Ontario, Canada. Being strategically located in Western New York and an hour’s drive from Toronto places us minutes away from some of the most entertaining and educational venues.

As if this world wonder wasn’t enough, Niagara County offers even more. Such as: an array of museums, cultural facilities and attractions that will educate, entertain and enthrall the visitor; a renowned fresh water fishery that produces record breaking trout and salmon; a vast selection of state, county and local parks; incredible shopping opportunities and a year-round festive atmosphere that is celebrated through special events and seasonal festivities.

Albright-Knox Art Gallery
1285 Elmwood Avenue, Buffalo, NY
Its permanent collection includes works by Picasso, Van Gogh, Matisse, Derain, Monet, Renoir and Warhol. The Gallery has been sited as “One of the worlds top international surveys

of contemporary painting and sculptures”. Restaurant and gift shop. 716-882-8700

Arcade and Attica Railroad
278 Main Street, Arcade, NY
Enjoy a 90-minute coach excursion train ride through Western New York on the last original steam engine in New York State. 716-496-9877

Buffalo Zoological Gardens
300 Parkside Avenue, Buffalo, NY
The third oldest zoo in the U.S. Plays host to more than 1,000 wild and exotic animals from all over the world. 716-837-3900

Cave of the Winds Trip
Goat Island. Spectacular guided trip along special walkways at base of Bridal Veil Falls. Waterproof clothing provided. Seasonal. Adm.* 716-278-1730

Cobblestone Museum Complex
14393 Ridge Road (Rte. 104) Childs, NY
716-589-9013

Dunn Tire Park (Buffalo Bisons Baseball)
275 Washington Street, Buffalo, NY
716-846-2000 or 888-223-6000

Goat Island, Niagara Reservation State Park
Access to Three Sisters Islands, Falls and Upper Rapids viewing. Wonderful area for a quiet walk, close-up view of the rapids and The Top of the Falls Restaurant. (seasonal) 716-285-3893

Herschell Carrousel
180 Thompson Street, North Tonawanda, NY
Visit the only historic carrousel factory in the U.S. Woodcarving demonstrations, exhibits & a 1916 carrousel. 716-599-4641

HSBC Arena
Buffalo’s new 20,000 seat, State-of-the-art sports and entertainment complex on the waterfront. Year-round schedule. One Seymour H. Knox III Plaza Buffalo, NY 716-855-4100

Kleinhans Music Hall
Buffalo Philharmonic Orchestra
1 Symphony Circle, Buffalo, NY
Renowned for its acoustical excellence. Features a wide range of civic religious and various cultural events throughout the year. 716-883-3560

Letchworth State Park
1 Letchworth State Park, Castile, NY
Over 14,000 acres of scenic vistas along 17 miles of the Genesee River gorge. 716-493-3600.

Lockport Locks & Erie Canal Cruises
210 Market Street, Lockport, NY
Experience a narrated cruise on the “Grand Olde Erie”. Feel the excitement of being raised and lowered 50 feet in the only double locks on the Erie Canal. 716-433-6155 or 800-378-0352.

Maid of the Mist Boat Tour
Access via Observation Tower elevator at Prospect Point. • Elevator fee: \$.50. World famous boat tour of the three Falls. Spectacular one-half-hour ride. Waterproof clothing provided. Mid-May until late Oct. 716-284-8897 • Adm.*

New York State Park Visitors’ Center
Prospect Park, Niagara Falls. An introduction to the Falls and surrounding parks. Exhibits, Great Lakes Gardens, tourist information center, gift shop, snack bar, restrooms. Free. Giant screen History Channel film “Niagara, a History of the Falls.” (Adm. charge for theater).* 716-278-1796. ☺

Oak Orchard Canoe & Kayak Experts
2133 Eagle Harbor Road, P.O. Box 186
Waterport, NY
Canoe/kayak float trips can be arranged for the adventurous or the entire family on Oak Orchard Creek. 716-682-4849 or 800-4 KAYAKS

Old Fort Niagara
Youngstown, NY
View original pre-revolutionary stone buildings, ancient fortifications, exhibits & living history. 716-745-7611

Prospect Point
Prospect Park. The prime viewing area for the American Falls and upper rapids. Look for a rainbow in the morning mist or see the falls illuminated in colored lights every night. 716-285-3893. ☺

Ralph Wilson Stadium
One Bills Drive, Orchard Park, NY
716-648-1800 or 1-877-BBTICKS

Six Flags/Darien Lake
9993 Allegheny Road, Darien Center, NY
Wild rides, water slides & a performing arts center. 716-599-4641

Shea’s Performing Arts Center
646 Main Street, Buffalo, NY
Built in the style of a European opera house, and on the National Register of Historic Places, Shea’s continues to entertain with touring shows, concerts, opera, dance, organ concerts and children’s shows. 716-847-1410.

* Price subject to change.

HELPFUL NUMBERS

For more information on Niagara County:

Niagara Tourism and Convention Corp. 1-800-338-7890

CHAMBERS OF COMMERCE

Chamber of Commerce of the Tonawandas	716-692-5120
Niagara USA Chamber	716-433-3828
	716-285-9141



NIAGARA COUNTY DEPARTMENT OF ECONOMIC DEVELOPMENT

VANTAGE CENTRE - SUITE ONE
6311 INDUCON CORPORATE DRIVE
SANBORN, NEW YORK 14132

PHONE: (716) 278-8750
FAX: (716) 278-8757

Whether it's a quaint village store, a suburban mall, a downtown shopping center or the bustling Fashion Outlets, Niagara County always has something in store for the shopper. From jewelry to toys to sporting goods and the finest in designer clothes, it's all here. And it's in the color, size and price that will fit your budget. Time spent shopping in Niagara County is time - and money - well spent.



**LATEST ECONOMIC DATA FOR
NIAGARA COUNTY, NY
AT WWW.CENSUS.COM**

The Retail Trade sector comprises establishments engaged in retailing merchandise, generally without transformation, and rendering services incidental to the sale of merchandise. The retailing process is the final step in the distribution of merchandise; retailers are, therefore, organized to sell merchandise in small quantities to the general public. This sector comprises two main types of retailers: store and nonstore retailers.

**SALES BY KIND
OF BUSINESS - 2012
(IN THOUSANDS OF DOLLARS)**

Manufacturing	\$ 3,134,915
Wholesale Trade	1,506,419
Retail Trade	2,521,578
Real Estate, Rental & Leasing	81,788
Professional, Scientific & Technical Services	234,938
Administrative & Support, Waste Management and Remediation Service	616,816
Educational Services	6,252
Healthcare & Social Assistance	789,427
Arts, Entertainment and Recreation	50,001
Accommodations and Food Services	1,055,916
Other Services (except Public Administration)	109,021

Fashion Outlets of Niagara Falls USA on Military Road in the Town of Niagara is the area's premier shopping destination offering every day savings of up to 75% at 200+ designer brands including: Ann Taylor, ASICS, American Eagle, Banana Republic, Boss Outlet, Brooks Brothers, Burberry, Calvin Klein, Clarks, Coach, Cole Haan, Corningware, DKNY, Michael Kors, Nike Factory, Perry Ellis, Polo, Ralph Lauren, Saks Fifth Avenue Off Fifth, Talbots, Timberland, Tommy Hilfiger, Under Armour, Vera Bradley Victoria's Secret, and Zales.

**SUMMARY DATA -
RETAIL TRADE
BY NAICS CODE - 2015**

Number of Establishments	747
Number of Employees	11,196
Annual Payroll (1,000's)	\$ 252,776
Shipments / Sales / Receipts (1,000's)	\$ 2,003,574

SOURCE: U.S. Census, 2015 County Business Patterns

SHOPPING AREAS

Fashion Outlets of Niagara Falls, USA

1900 Military Road
Niagara Falls, NY 14304
Number of Stores 200
Leasable Sq. Footage: 686,000
Leasing Executive: Lee Ra Johnson, AVP
Phone: 816-492-6124 / 716-297-0933
www.fashionoutletsniagara.com

Shopping Areas - Falls Region

- Little Italy
- Niagara Falls Blvd. / Route 62
- Niagara Falls City Market

Shopping Areas - River Region

- Historic Lewiston
- Historic Youngstown

Shopping Areas - Lake Region

- Lakeview Village Shoppes
- Wilson Harborfront Shoppes

Shopping Areas - Canal Region

- Always Christmas at Standish Jones (Gasport)
- Historic Bewley Building (Lockport)
- Lockport Farmers Market
- North Tonawanda City Market
- Transit North / Route 78
- Ulrich City Center (Lockport)
- Payne Avenue (North Tonawanda)



**NIAGARA COUNTY
DEPARTMENT OF
ECONOMIC DEVELOPMENT**

VANTAGE CENTER - SUITE ONE
6311 INDUCON CORPORATE DRIVE
SANBORN, NEW YORK 14132

**PHONE: (716) 278-8750
FAX: (716) 278-8757**

WWW.NIAGARACOUNTYBUSINESS.COM

SOURCE: U.S. Census, 2012 Economic Census

TAX DATA

NIAGARA COUNTY

2011-2012 TAX RATES BY MUNICIPALITY AND SCHOOL DISTRICT

2011 Aggregate Tax Rates (Does not include special benefit rates)
2011-2012 Tax Rates by Municipality and School District
Per \$1,000 assessed valuation.

H - HOMESTEAD
NH - NON-HOMESTEAD

SCHOOL DISTRICT	COUNTY RATE	TOWN/CITY RATE	VILLAGE RATE	SCHOOL RATE	AGGREGATE RATE*
Cambria	\$7.714	\$1.927			
In City of Lockport***				\$25.580	\$35.267
In Newfane				\$26.584	\$36.271
In Niag. Wheatfield H				\$15.463	\$25.150
In Niag. Wheatfield NH				\$20.875	\$30.562
In Starpoint				\$21.488	\$31.175
In Wilson				\$23.910	\$33.597
Hartland	\$7.966	\$2.412			
In Barker				\$14.992	\$25.371
In Medina***				\$25.628	\$36.006
In Roy-Hart				\$22.080	\$32.458
v Middleport	\$7.966	\$2.412	\$10.868		
In Roy-Hart				\$22.080	\$43.327
Lewiston	\$9.558	\$0.000			
In Lew-Port				\$22.000	\$31.558
In Niag. Wheatfield H				\$19.037	\$28.595
In Niag. Wheatfield NH				\$25.772	\$35.330
v Lewiston	\$9.558	\$0.000	\$7.120		
In Lew-Port				\$22.000	\$38.678
Town of Lockport	\$8.020	\$0.000			
In Akron				\$17.625	\$25.646
In City of Lockport***				\$25.463	\$33.484
In Newfane				\$26.584	\$34.605
In Roy-Hart				\$22.080	\$30.101
In Starpoint				\$21.488	\$29.508
Newfane	\$7.934	\$0.000			
In Barker				\$15.298	\$23.233
In Newfane				\$27.127	\$35.061
In Wilson				\$24.398	\$32.333
Niagara	\$13.317				
In Niag-Wheatfield H		\$1.402		\$26.410	\$41.130
In Niag-Wheatfield NH		\$3.375		\$35.484	\$52.117
Pendleton	\$7.935	\$0.451			
In City of Lockport***				\$25.977	\$34.365
In Starpoint				\$21.926	\$30.313
Porter	\$8.549	\$1.840			
In Lew-Port				\$19.583	\$29.972
In Wilson				\$26.275	\$36.664
v Youngstown	\$8.549	\$1.840	\$6.712		
In Lew-Port				\$19.583	\$36.685

Real Property Tax Services 439-7077

ASSESSORS

CITIES

Lockport (Acting)
Joseph Macaluso 439-6614
Niagara Falls
Dominic Penale, Jr. 286-4380
North Tonawanda
Flora D. Carozzolo 695-8597

TOWNS

Cambria
Janelle L. Kroening 433-8161 ext.# 13
Hartland
Michael Hartman 735-7220
Lewiston
Gene J. Virtuoso 754-8213
Lockport
John Shoemaker 439-9526
Newfane
Patricia A. Truax 778-8827
Niagara
Darlene M. Sullivan 297-2150 ext.# 129
Pendleton
Karen Manning, IAO 625-8833 ext.# 16
Porter (Acting)
Barbara J. Oaks 745-3055 ext.# 4
Royalton
Thomas L. Arlington 772-7826 ext.# 16
Somerset
Robert Glidden 795-3243
Wheatfield
Brigitte A. Grawe 694-9102
Wilson
Dominic Penale, Jr. 751-6705 ext.# 14

VILLAGES

Barker
Town of Somerset assessors 795-3243
Lewiston
Town of Lewiston assessor 754-8213
Middleport
Hartland Portion:
Michael Hartman 735-7220
Royalton Portion:
Thomas L. Arlington 772-7826 ext.# 16
Wilson
Dominic Penale, Jr. 751-6704 ext.# 14



NIAGARA COUNTY DEPARTMENT OF ECONOMIC DEVELOPMENT

VANTAGE CENTRE - SUITE ONE
6311 INDUCON CORPORATE DRIVE
SANBORN, NEW YORK 14132

PHONE: (716) 278-8750
FAX: (716) 278-8757
WWW.NCCEDEV.COM

TAX DATA

NIAGARA COUNTY

2011-2012 TAX RATES BY MUNICIPALITY AND SCHOOL DISTRICT

2011 Aggregate Tax Rates (Does not include special benefit rates)
 2011-2012 Tax Rates by Municipality and School District
 Per \$1,000 assessed valuation.

H - HOMESTEAD
 NH - NON-HOMESTEAD

SCHOOL DISTRICT	COUNTY RATE	TOWN/CITY RATE	VILLAGE RATE	SCHOOL RATE	AGGREGATE RATE*
Royalton	\$8.174	\$3.133			
In Akron				\$18.170	\$29.478
In Roy-Hart				\$22.152	\$33.461
In Starpoint				\$22.763	\$34.071
v Middleport	\$8.174	\$1.780	\$9.855		
In Roy-Hart				\$22.152	\$41.963
Somerset	\$10.377	\$1.769			
In Barker				\$19.727	\$31.874
v Barker	\$10.377	\$1.690	\$8.000		
In Barker				\$19.727	\$39.795
Wheatfield	\$11.208	\$0.312			
In Niag-Wheatfield H				\$22.333	\$33.854
In Niagara-Wheatfield NH				\$30.642	\$42.163
In Starpoint				\$31.142	\$42.663
Wilson	\$8.337	\$3.165			
In Newfane				\$28.585	\$40.008
In Wilson				\$25.709	\$37.212
v Wilson	\$8.337	\$3.165	\$7.519		
In Wilson				\$25.709	\$44.732
City of Lockport	\$7.968	\$14.729			
In City of Lockport***				\$25.547	\$48.244
Niagara Falls	\$8.478				
In Niagara Falls H		\$17.664		\$18.895	\$45.039
In Niagara Falls NH		\$31.402		\$18.895	\$58.777
North Tonawanda	\$8.120	\$13.154			
In North Tonawanda***				\$21.546	\$42.821

*Aggregate Rate does not include Special Benefit Rates

***Library Tax Included in Rate

Source: Niagara County Real Property Tax Services, 3/2/12.

VILLAGE TAX RATES

Barker	\$8.00
Lewiston	\$7.12
Middleport	\$9.40
Hartland Portion	\$10.87
Royalton	\$9.85
Wilson	\$7.51
Youngstown	\$6.71



NIAGARA COUNTY
 DEPARTMENT OF
 ECONOMIC DEVELOPMENT

VANTAGE CENTRE - SUITE ONE
 6311 INDUCON CORPORATE DRIVE
 SANBORN, NEW YORK 14132

PHONE: (716) 278-8750
 FAX: (716) 278-8757
 WWW.NCCEDEV.COM

Niagara County is located in the northern half of the Niagara Falls/ Buffalo metropolitan area. It offers industry a number of major advantages including:

- **ABUNDANT POWER AND WATER.**
- **HIGHLY COMPETITIVE INDUSTRIAL LAND PRICES.**
- **EASY ACCESS TO ALL MODES OF TRANSPORTATION.**
- **WELL DEVELOPED INFRASTRUCTURE.**
- **PROXIMITY TO A LARGE AND DIVERSIFIED MARKET AREA IN BOTH THE UNITED STATES & CANADA.**

AIRPORTS

Niagara Falls International Airport
Niagara Falls Boulevard at Porter Road
Niagara Falls, NY 14304
Phone: (716) 297-4494
Business Development:
Pascal Cohen (716) 630-6040
Airport Manager:
Robert Stone (716) 297-4494 ext. 222
www.niagarafallsairport.com



The Niagara Falls International Airport serves as a commercial air traffic handler as well as being home to a U.S. Air Force installation. Its new terminal building contains facilities to handle domestic and international scheduled air carrier and charter flights.

The Buffalo Niagara International Airport
4200 Genesee Street
Cheektowaga, NY 14225
Phone: (716) 630-6000
Director of Aviation:
William R. Vanecek (716) 630-6030
www.buffaloairport.com

The nearby Buffalo Niagara International Airport handles on average 130 flights per day, and BNIA has nonstop flights to and from 21 cities across the continental US.

These two air transportation facilities provide first class linkage to the United States and all of North America.

THREE INTERNATIONAL BRIDGES TO CANADA



Niagara County is connected to its northern neighbor - the Dominion of Canada - via three international bridges. These bridges -

- **Lewiston - Queenston Bridge**
- **Rainbow Bridge**
- **Whirlpool Bridge**

- along with the Peace Bridge in Buffalo, handle up to 70% of all Canadian commerce.

INTERNATIONAL BRIDGE CROSSINGS - 2011

TOTAL CROSSINGS

Westbound Only:		
• Rainbow	1,659,941	
• Whirlpool	223,565	
• Lewiston-Queenston	2,027,175	
Both Directions:		
• Rainbow	3,491,905	
• Whirlpool	480,926	
• Lewiston-Queenston	3,807,396	

TRUCK CROSSINGS

• Lewiston-Queenston	349,840	100%
----------------------	---------	------

PASSENGER CAR CROSSINGS

• Rainbow	1,644,751	46%
• Whirlpool	223,565	6%
• Lewiston-Queenston	1,670,492	47%

EASTBOUND TRAFFIC COUNTS

• Rainbow	1,831,964
• Whirlpool	257,361
• Lewiston-Queenston	1,780,221

HIGHWAYS

A network of expressways, parkways and major highways serves the Niagara County area, including I-190 which travels through the western part of Niagara County connecting the New York State Thruway to Canada's Queen Elizabeth Way.

This provides expressway service to:

- Buffalo
- East to Rochester, Syracuse, Albany, New York City and Boston
- West to Cleveland, Pittsburgh, Cincinnati and Chicago.

The Queen Elizabeth Way links Niagara County with

- Hamilton
- Toronto
- Detroit/Windsor

via Canadian Expressway Route 401

TRAFFIC DATA

Transportation statistics for Niagara County, including information such as traffic counts is available through the:

Greater Buffalo-Niagara Regional Transportation Council

Hal Morse, Executive Director
438 Main Street, Suite 503
Buffalo, NY 14202-3207
716-856-2026 Fax: 716-856-3203
www.gbnrtc.org

RAIL SERVICE

The Falls Railroad Company and CSX provide rail service to the industrial segments of Niagara County. The parent company of the Falls Road Railroad Company, Inc. operates the former Lehigh Valley Niagara Falls Yard under the GVT Rail System subsidiary, Depew, Lancaster & Western Railroad Co. Inc. This GVT facility offers full service transload with rail served sites for development. The Niagara County base of operations is in Lockport and a support staff is at the Niagara Falls Yard.

WATER TRANSPORTATION

Niagara County has been incredibly blessed with access to an abundance of fresh water. The nearby port of Buffalo provides an outlet to the Great Lakes System, the St. Lawrence Seaway and the Atlantic Ocean. The Erie Canal runs east-west through Niagara County as it connects the Great Lakes System, via the Niagara River, with the Hudson River and Atlantic Ocean.



NIAGARA COUNTY DEPARTMENT OF ECONOMIC DEVELOPMENT

VANTAGE CENTRE - SUITE ONE
6311 INDUCON CORPORATE DRIVE
SANBORN, NEW YORK 14132

PHONE: (716) 278-8750

FAX: (716) 278-8757

WWW.NCCEDEV.COM



Blocks of low-cost hydro power are available to business and industry who will be adding new electrical load through the Niagara County Legislature's **Empower Niagara** Program. The Empower Niagara Program offers hydroelectric power at a very affordable price - among the least expensive in the nation. Certain parameters must be met, including: locating in Niagara County, creation and / or retention of jobs and willingness to commit contractually to the eligibility guidelines.

NATURAL GAS & ELECTRIC

Natural gas service is supplied to the eastern portion of Niagara County by NYSEG, while the western area is served by National Fuel Corporation. NYSEG provides electric in the Lockport area while National Grid services the rest of Niagara County.



NYSEG has a variety of economic development programs available to help make your expansion, relocation or continued operation in New York as competitive as possible. Businesses that are approved and certified by New York State Economic Development under the Excelsior Jobs Program may be eligible for delivery rate incentives by NYSEG. In addition, NYSEG offers non-rate assistance programs to assist you with your expansion, relocation and energy efficiency objectives that include:

- Electric Brownfield / Building Redevelopment
- Electric Capital Investment Incentives - Tiers 1 & 2
- Electric Agriculture Capital Investment Incentive
- Electric Business Energy Efficiency Assistance
- Economic Development Outreach
- Electric Power Quality / Reliability
- Natural Gas Infrastructure Investment

- Commercial Corridor / Main Street Revitalization Assistance
- Manufacturing Accelerator
- Innovation Zone - Ignition Grant

NYSEG

(New York State Electric & Gas Corporation)
150 Erie Street
Lancaster, NY 14086
716-651-5223 Fax: 716-651-5383

www.nyseg.com



National Fuel

National Fuel Corporation is the natural gas provider to the western portion of Niagara County, including the City of Niagara Falls, NY. Programs through National Fuel include:

- Area Development Program
- Business Development Rate
- Research, Development and Demonstration Program
- Distributed Generation Pilot Program
- Conservation Incentive Program
- Excelsior Jobs Program
- Natural Gas Vehicle (NGV) Pilot Program

NATIONAL FUEL

6363 Main Street
Williamsville, NY 14221
716-857-7025 Fax: 716-857-7254

www.natfuel.com



National Grid is an international energy company providing service in New York, Massachusetts and Rhode Island, including most of Niagara County and Western New York. They provide a host of services to help consumers manage their energy bills and grow their businesses.

National Grid has a number of specific programs including:

- Main Street Revitalization
- Agri Business Productivity
- 3-Phase Power Incentive
- Power Quality Enhancement
- Manufacturing Productivity
- Industrial / Commercial Energy Efficiency Incentives
- County and Site-Specific Marketing Programs
- Site / Building Location Assistance

NATIONAL GRID

144 Kensington Avenue
Buffalo, NY 14214-2726
716-831-7752 Fax: 716-831-5258

www.shovelready.com



The Power Authority provides low-cost electricity under a variety of programs to companies that will commit to creating or retaining jobs in New York State. A significant portion of these programs are specific to Western New York. The Power Authority has established the Western New York Economic Development Fund that is utilized to fund economic development projects ("eligible projects") by private businesses, including not-for-profits, which are located within New York State and within a thirty-mile radius of the Niagara Power Project. The Power Authority also developed the Greater Niagara Economic Development Loan Fund to provide low interest loans for new or expanding companies.

NEW YORK POWER AUTHORITY

5777 Lewiston Road
Lewiston, NY 14092
1-800-269-6972 (at prompt, dial 718-8117)
Fax: 917-390-8156

www.nypa.gov



Riesling Power, LLC owns and operates the Somerset Power Plant on the southern shore of Lake Ontario. It produces electricity at its 675 megawatt coal-fired generating plant. Its 1,200 acre site receives bituminous coal by way of rail lines owned by the Somerset Railroad Corporation.

RIESLING POWER, LLC

7725 Lake Road
Barker, NY 14012-9600
716-795-9501 Fax: 716-795-3654



The Niagara Resource Recovery Facility, a pioneer in the modern Energy-from-Waste industry, began converting municipal solid waste into clean, renewable energy in 1980. Today, the facility uses up to 2,250 tons of waste per day as fuel to generate low-cost steam for neighboring industrial customers and electricity for the Western New York region. By providing reliable, low-cost steam to local manufacturers, **Covanta Niagara** allows industrial customers to remain globally cost-competitive and help retain jobs in the region. In recognition of safety and operational excellence, the facility has been designated an OSHA Voluntary Protection Program (VPP) Star Facility and achieved the International Standardization Organization's (ISO) 14001 environmental registration. The facility also recovers ferrous (steel) and non-ferrous (aluminum) metals. **Covanta Niagara** teamed with two local organizations to aid in the completion of an expansion project of the Niagara Floral Center and Greenhouse in Wheatfield, NY. The new greenhouse building, which was designed to be fully accessible to people with disabilities, provides more than three times the space than previously available for horticulture and vocational programs.

COVANTA NIAGARA

100 Energy Blvd. at 56th Street
Niagara Falls, NY 14304
716-278-8548
www.covanta.com

NATURAL GAS & ELECTRIC

FORTISTAR

NY COGEN GROUP

Now owned by Fortistar, the Lockport Cogeneration Facility is located within a 515-acre industrial park. This 221 MW cogeneration facility consists of three combustion turbine generators, three supplementary fired heat recovery steam generators, a steam turbine generator and associated equipment. Each combustion turbine burns natural gas or low-sulfur No. 2 fuel oil as a backup fuel to drive the generator to produce electricity as a market-based supplier. Process steam is supplied to MAHLE Behr Troy as required.

LOCKPORT ENERGY ASSOCIATES, L.P. LOCKPORT COGENERATION FACILITY

5087 Lockport Junction Road
Lockport, NY 14094-9601
716-439-1004 Fax: 716-439-1000

TELECOMMUNICATIONS



Verizon Communications Inc. (Verizon) is one of the world's leading providers of communications, information and entertainment products and services to consumers, businesses and governmental agencies. It offers voice, data and video services and solutions on its wireless and wireline networks that are designed to meet customers' demand for mobility, reliable network connectivity, security and control. Its wireless business, operating as Verizon Wireless, provides voice and data services and equipment sales across the United States (U.S.). Verizon's wireline business provides consumer, business and government customers with communications products and enhanced services, including broadband data and video, corporate networking solutions, data center and cloud services, security and managed network services and local and long distance voice services, and also owns and operates one of the most expansive end-to-end Global Internet Protocol (IP) networks.

www.Verizon.com

CABLE TELEVISION



Niagara County residents enjoy high quality cable television service provided by Spectrum, now the nation's second largest cable television operator. Having acquired Time Warner Cable, Spectrum delivers advanced products and services such as video on demand, HDTV (Spectrum TV), digital video recorders, high-speed data (Spectrum Internet) with speeds up to 60 Mbps, and Digital Phone (Spectrum Voice).

SPECTRUM

Niagara Falls
2604 Seneca St
Niagara Falls, NY 14305
Lockport
293 Niagara St
Lockport, NY 14094
www.spectrum.com

ABUNDANT SUPPLY OF FRESH WATER

Niagara County has an abundant supply of fresh water for current and future industrial and domestic use. The Niagara River, with an average flow of 204,000 cubic feet per second, is the source that fills most of the County's current needs. Another source is the area's bedrock aquifers, where wells produce yields averaging 50 gpm and as high as 2,000 gpm. Niagara Falls area industry is currently using 8 million gallons per day from these wells. A third source is the vast 393 cubic mile volume of Lake Ontario. The lake, which has depths up to 800 feet, is the 8th largest body of fresh water in the Western Hemisphere.

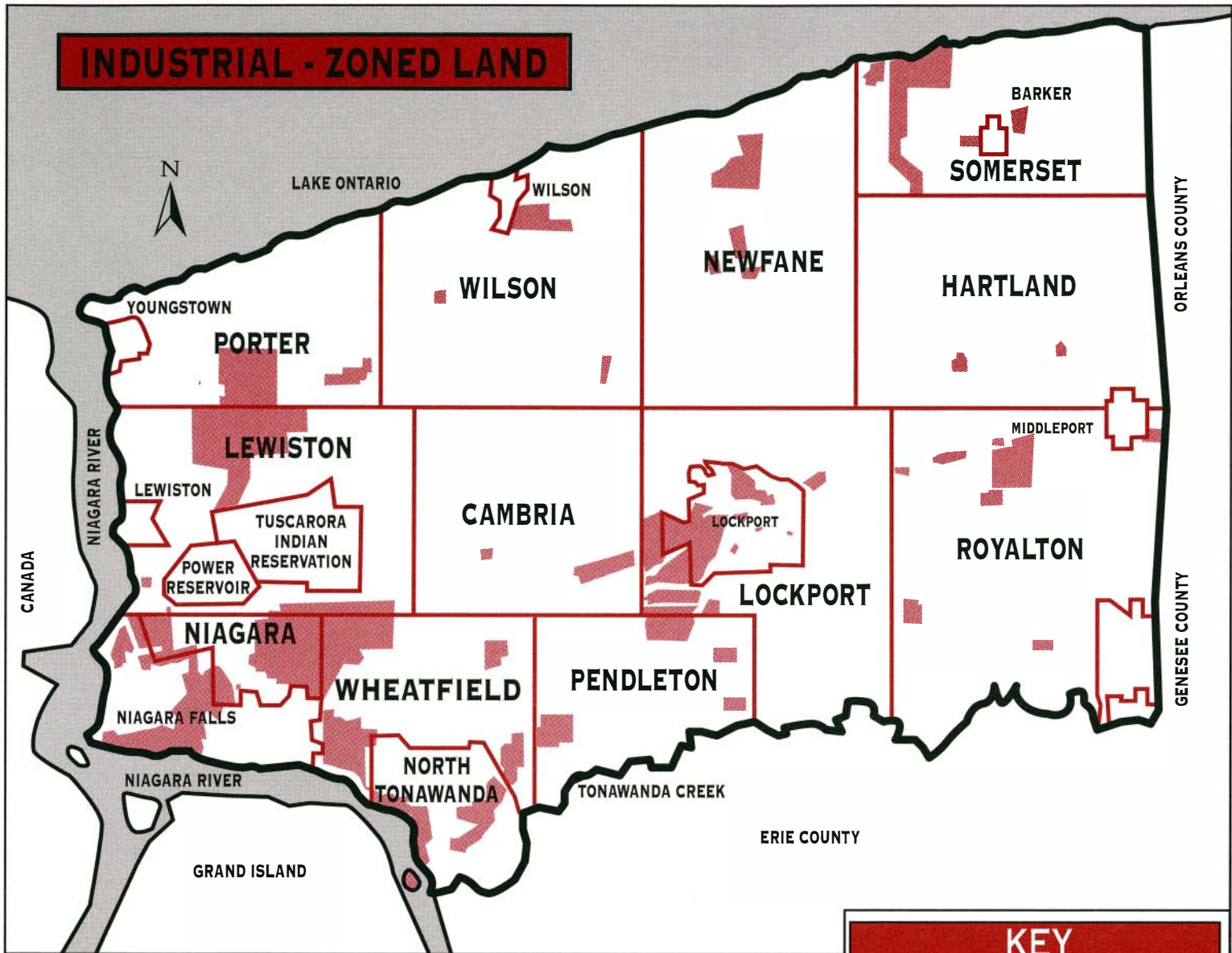
Consult directly with utilities regarding rates, services and economic development incentives.



NIAGARA COUNTY DEPARTMENT OF ECONOMIC DEVELOPMENT

VANTAGE CENTER - SUITE ONE
6311 INDUCON CORPORATE DRIVE
SANBORN, NEW YORK 14132

PHONE: (716) 278-8750
FAX: (716) 278-8757
WWW.NIAGARACOUNTYBUSINESS.COM



KEY

- INDUSTRIALLY ZONED LAND
- MUNICIPALITY BOUNDARY

SOURCE: Zoning Ordinances of Niagara County Communities (Various Dates)



NIAGARA COUNTY DEPARTMENT OF ECONOMIC DEVELOPMENT

VANTAGE CENTRE - SUITE ONE
6311 INDUCON CORPORATE DRIVE
SANBORN, NEW YORK 14132

PHONE: (716) 278-8750
FAX: (716) 278-8757

City of Lockport
Municipal Building
One Locks Plaza
Lockport, NY 14094
Mayor: 716-439-6665

City of Niagara Falls
City Hall
745 Main Street
Niagara Falls, NY 14302
Mayor: 716-286-4310

City of North Tonawanda
City Hall
216 Payne Ave.
North Tonawanda, NY 14120
Mayor: 716-695-8540

Town of Cambria
Town Hall
4160 Upper Mountain Road
Sanborn, NY 14132
Supervisor: 716-433-7664

Town of Hartland
Town Hall
8942 Ridge Rd.
Gasport, NY 14067
Supervisor: 716-735-7179

Town of Lewiston
Town Hall
1375 Ridge Rd. P.O. Box 330
Lewiston, NY 14092
Supervisor: 716-754-8213

Town of Lockport
Town Hall
6560 Dysinger Rd
Lockport, NY 14094-7970
Supervisor: 716-439-9520

Town of Newfane
Town Hall
2896 Transit Road
Newfane, NY 14108
Supervisor: 716-778-8822

Town of Niagara
Town Hall
7105 Lockport Road
Niagara Falls, NY 14305
Supervisor: 716-297-2150

Town of Pendleton
Town Hall
6570 Campbell Blvd.
Lockport, NY 14094
Supervisor: 716-625-8833

Town of Porter
Town Hall
3265 Creek Road
Youngstown, NY 14174
Supervisor: 716-745-3730

Town of Royalton
Town Hall
5316 Royalton Center Road
Middleport, NY 14105
Supervisor: 716-772-2431

Town of Somerset
Town Hall
8700 Haight Rd.
P.O. Box 368
Barker, NY 14012-0368
Supervisor: 716-795-3575

Town of Wheatfield
Town Hall
2800 Church Road
North Tonawanda, NY 14120
Supervisor: 716-694-6440

Town of Wilson
Town Hall
375 Lake Street
Wilson, NY 14172
Supervisor: 716-751-6704

Village of Barker
Village Hall
8708 Main Street
Barker, NY 14012
Mayor: 716-795-3777

Village of Lewiston
Village Hall
145 N. Fourth Street
Lewiston, NY 14092
Mayor: 716-754-8271

Village of Middleport
Village Hall
24 Main St. P.O. Box 186
Middleport, NY 14105
Mayor: 716-735-3303

Village of Wilson
Village Hall
375 Lake Street
Wilson, NY 14172
Mayor: 716-751-6764

Village of Youngstown
Village Hall
240 Lockport St. P.O. Box 168
Youngstown, NY 14174
Mayor: 716-745-7721