ANALYSIS OF BROWNFIELDS CLEANUP ALTERNATIVES

50 ELMWOOD AVENUE
LOCKPORT, NEW YORK

May 2021 0535-020-001

Prepared for:

Greater Lockport Development Corporation

Prepared By:

Benchmark Environmental Engineering & Science, PLLC
2558 Hamburg Turnpike, Suite 300
Buffalo, NY 14218
(716) 856-0599

ANALYSIS OF BROWNFIELD CLEANUP ALTERNATIVES
50 ELMWOOD AVENUE
Table of Contents

1.0 INTRODUCTION & BACKGROUND 1
- 1.1 Site Location 1
- 1.2 Previous Site Use and any Previous Cleanup/Remediation 1
- 1.3 Site Assessment Findings 1
  - 1.3.1 Phase I Environmental Site Assessment (June 2018) 2
  - 1.3.2 Phase II Environmental Site Assessment (May 2019) 3
- 1.4 Project Goal (Site Reuse Plan) 5

2.0 REMEDIAL INVESTIGATION 6
- 2.1 Subsurface Soil/Fill Investigation 6
  - 2.1.1 Site Geology 7
  - 2.1.2 Subsurface Soil/Fill Samples 8
    - 2.1.2.1 Waste Characterization 10
- 2.2 Data Usability Summary Report 11
- 2.3 Nature and Extent of Contamination 12
  - 2.3.1 Constituents of Concern (COCs) 17

3.0 APPLICABLE REGULATIONS AND CLEANUP STANDARDS 18
- 3.1 Cleanup Oversight Responsibility 18
- 3.2 Cleanup Standards for Major Contaminants 18
- 3.3 Laws & Regulations Applicable to the Cleanup 19

4.0 EVALUATION OF CLEANUP ALTERNATIVES 20
- 4.1 Cleanup Alternatives Considered 20
- 4.2 Remedial Action Objectives 20
  - 4.2.1 Soil/Fill RAOs 20
  - 4.2.2 Groundwater RAOs 20
  - 4.2.3 Soil Vapor RAOs 21
- 4.3 Volume, Nature and Extent of Contamination 21
  - 4.3.1 Soil/Fill 21
    - 4.3.1.1 Comparison to Unrestricted SCOs 21
    - 4.3.1.2 Comparison to Residential Use SCOs 22
  - 4.3.2 Groundwater 24
  - 4.3.3 Soil Vapor 24
- 4.4 Cleanup Alternatives Evaluation 25
- 4.5 Cost Estimate of Cleanup Alternatives 27
  - 4.5.1 Effectiveness – Including Vulnerability/Resiliency Considerations 27
  - 4.5.2 Implementability 29
  - 4.5.3 Cost 29
- 4.6 Recommended Cleanup Alternative 30

ANALYSIS OF BROWNFIELD CLEANUP ALTERNATIVES
50 ELMWOOD AVENUE
Table of Contents

5.0 POST-REMEDIAL REQUIREMENTS 31
5.1 Deed Restriction 31
5.2 Final Engineering Report 31
5.3 Site Management Plan 32

6.0 REFERENCES 33

LIST OF TABLES

Table 1	Additional RI Sampling and Analysis Progress Summary
Table 2	Summary of Phase II and RI Soil/Fill Analytical Results
Table 3	Summary of TB-01 Soil/Fill Delineation Analytical Results
Table 4	Summary of TB-04 Soil/Fill Delineation Analytical Results
Table 5	Summary of TB-06 Soil/Fill Delineation Analytical Results
Table 6	Summary of TP-9 Soil/Fill Delineation Analytical Results
Table 7	Summary of Phase II Groundwater Analytical Results
Table 8	Summary of Phase II Soil Vapor Analytical Results
Table 9	Alternative 2: Cost Estimate for Unrestricted Use Cleanup
Table 10	Alternative 3: Cost Estimate for Residential Use Cleanup

LIST OF FIGURES

Figure 1	Site Location and Vicinity Map
Figure 2	Site Plan (Aerial)
Figure 3	Phase II and Remedial Investigation Locations
Figure 4	Phase II and Remedial Investigation Locations and 1909 Sanborn Map Overlay
Figure 5	Remedial Investigation Locations with Unrestricted Use Exceedances
Figure 6	Hot Spot Locations with Residential Use Exceedances

ANALYSIS OF BROWNFIELD CLEANUP ALTERNATIVES
50 ELMWOOD AVENUE
Table of Contents

APPENDICES

Appendix A	Previous Investigations
Appendix B	Test Pit Logs
Appendix C	Photographic Log
Appendix D	CAMP Data
Appendix E	USEPA Vapor Intrusion Screening Level Tables
Appendix F	Laboratory Analytical Data Packages
Appendix G	Data Usability Summary Report (DUSR)

1.0 INTRODUCTION & BACKGROUND

The Greater Lockport Development Corporation (GLDC) was awarded funding by the Niagara County Brownfield Development Corporation (NCBDC) under a Cooperative Agreement between NCBDC and the United States Environmental Protection Agency (USEPA) to investigate and remediate 50 Elmwood Avenue, City of Lockport, New York (Site, see Figures 1 and 2). Benchmark Environmental Engineering and Science, PLLC (Benchmark) was contracted by GLDC to complete a Remedial Investigation (RI) at the Site in accordance with an USEPA-approved Quality Assurance Project Plan (QAPP, Ref. 1). This Analysis of Brownfields Cleanup Alternatives (ABCA) was prepared on behalf of GLDC by Benchmark to provide the findings of the RI and remedial alternative evaluations for the Site.

1.1 Site Location

The Site is comprised of one (1) approximate ±2.17-acre parcel (SBL #109.64-1-17) located at 50 Elmwood Avenue, Lockport, NY 14094 (see Figure 1). The Site is improved with a paved parking lot and has been used as such since the 1960s (see Figure 2). The Site is bordered by residential properties to the north, south, east, and west.

1.2 Previous Site Use and any Previous Cleanup/Remediation

The known previous uses of the Site date back to the mid-to-late 1800s which consisted of a foundry and multiple residential dwellings. In the early part of the 1900s the portions of the Site formerly occupied by the foundry were used by lumber companies with the remaining portions of the Site occupied by residential dwellings. In the mid-1900s the Site was vacant and sometime around 1962 improved with a paved parking lot which is consistent with its use at the time of the RI.

Benchmark is unaware of any remediation completed at the Site.

1.3 Site Assessment Findings

Previous Investigations were completed at the Site by Day Environmental Inc. (DAY) which included a Phase I Environmental Site Assessment (ESA, Ref. 2) and Phase II

Environmental Site Assessment (Phase II, Ref. 3). The findings of the ESA and Phase II are discussed below, and the reports are included as Appendix A.

1.3.1 Phase I Environmental Site Assessment (June 2018)

The ESA prepared by DAY identified the following two (2) recognized environmental concerns (RECs) for the Site:

REC 1: Historical Uses of the Site

A review of historical maps and information obtained from an internet search indicates that the historical uses of the Site included: City Novelty Works (a foundry) from about 1850 to about 1875; L. Gardner & Son/Gardner Foundry Co. from at least 1875 to at least 1909; and various lumber companies from at least 1914 to at least 1928.

Potential environmental contaminants associated with the former use of the Site as a foundry include slag, polycyclic aromatic hydrocarbons (PAHs), heavy metals, other types of metals, and petroleum products (e.g., in the use of machinery and equipment). Potential environmental contaminants associated with the former use of the Site as a lumber yard include petroleum products (i.e., in the use of machinery, equipment, etc.), and chemicals used to treat wood that may contain mercury, creosote, SVOCs, etc.). Potential releases of these types of hazardous materials, hazardous wastes, and/or petroleum products onto the Site cannot be ruled out with the available information.

REC 2: Regulatory Listing of a Nearby Site

The location of the former Harrison Radiator facility (i.e., known as Commerce Square at 160 Washburn Street and/or 210 Walnut Street) is located approximately 435 feet west (i.e., assumed cross-gradient groundwater flow direction) of the Site. The ERIS regulatory database report identified this facility as a Federal Brownfield Site, a State Hazardous Waste Site (SHWS), and a NYSDEC Environmental Remediation Program (ERP) Site. The NYSDEC Site Record states, "The site was used from 1914 to 1987 by the Harrison Radiator Division of Generator Motors for the manufacture of copper and brass automobile parts including thermostats, vacuum and electrical switches, modulators, and heat exchangers. Processes reportedly included: metal pressing; stamping and forming; metal finishing and assembly; tin and lead soldering and brazing; washing and degreasing; injection molding painting; heat treating; tool design; and quality control testing.

A Phase I Site Assessment was completed at the Harrison Radiator facility in July 2006 and documented the following environmental concerns: underground storage tanks (USTs); the potential for past discharges of solvents, paints, and petroleum; polychlorinated biphenyl (PCB) containing materials possibly remaining in some transformers, light ballasts, and motors/turbines; asbestos containing materials and lead based paint associated with the structures; and parts cleaning and storage in some outside areas."

Phase II ESA activities reportedly included the removal of some (three) USTs and 145 tons of petroleum impacted soils. The Site Record states, "There is no evidence of significant soil impacts beneath any of the former production buildings. The site soils screened and tested meet Part 375 restricted use residential SCOs. Soil contaminants are generally limited to localized areas in close proximity to the former underground storage tank locations. Low concentrations of solvents and gasoline constituents were detected in these soil areas. Bedrock groundwater contaminants were detected at up to 3 ppm (primarily TCE and breakdown products). However, the City is served with public drinking water, so there are no exposure pathways associated with the bedrock groundwater". The conclusion of the EPA TSA was that no further investigation was necessary and issued a No Further Action (NFA) letter dated February 25, 2011. The site was reclassified to a "N" (i.e., No Further Action At This Time).

It was DAY's opinion that additional investigations would be needed to evaluate whether the historical uses of the property or the contamination at the nearby property have resulted in environmental impact at the Site.

1.3.2 Phase II Environmental Site Assessment (May 2019)

In May 2019, DAY conducted a Phase II to assess the RECs identified as part of the ESA. The Phase II included seven (7) test borings (TB-01 through TB-07) into the soil/fill to depths ranging between 9.7 and 12 feet below ground surface (fbgs). Eight (8) soil/fill samples were collected and analyzed for Total Compound List (TCL) VOCs plus tentatively identified compounds (TICs), TCL SVOCs plus TICs, Total Analyte List (TAL) metals, and cyanide. Three (3) test borings (TB-01, TB-03, and TB-06) were converted into temporary monitoring wells (TMW-A, TMW-B, and TMW-C, respectively), and sampled for TCL VOCs plus TICs and TCL SVOCs plus TICs. Additionally, two (2) soil vapor samples were

collected, SV-1, located adjacent to TB-02, and SV-2, located adjacent to TB-04, along with one (1) outdoor air sample (OA-1), and sampled for TCL VOCs. The Phase II investigation locations are shown on Figure 3 and the results are summarized below.

Subsurface Soil/Fill

- Fill material consisting of sub-base (crushed rock and clayey sand) over black, gray, brown, and/or red sand with gravel, silt, cinders, ash, brick, and/or coal was observed between 1.5 and 4 fbgs.
- Photoionization detector (PID) results ranged between 0.2 and 1.3 parts per million (ppm) throughout the Site. No petroleum odors were observed.
- VOCs, SVOCs, and metals were detected above method detection limits (MDLs) in soil/fill samples collected at the Site. PAHs were detected exceeding 6 NYCRR Part 375 (Ref. 4) Unrestricted Soil Cleanup Objectives (USCOs) and Restricted-Residential SCOs (RRSCOs) at one (1) test boring location (TB-04). Metals including arsenic, lead, mercury, and zinc were detected exceeding USCOs, RRSCOs, and/or PGWSCOs at four (4) test boring locations (TB-01, TB-02, TB-04, and TB-06). No VOCs were detected above USCOs, RRSCOs, or PGWSCOs. Cyanide was not detected in the soil/fill samples.

Groundwater

- Depth to groundwater was identified as approximately 3 to 4 fbgs. The first water bearing unit was identified as a confined sand aquifer overlain by a clay confining unit.
- VOCs were detected above MDLs in the groundwater at two (2) temporary monitoring well locations (TB-03/TWM-B and TB-06/TMW-C) but below the NYSDEC TOG 1.1.1 NYSDEC TOGS 1.1.1 Groundwater Quality Standards/Guidance Values (GWQS, Ref. 5).
- SVOCs were detected at the three (3) locations. PAHs were detected exceeding their respective GWQS at two (2) locations (TB-03/TMW-B and TB-06/TMW-C).

Soil Vapor

- VOCs were detected above MDLs in the two (2) soil vapor (SV-1 and SV-2) and one (1) outdoor air (OA-1) samples collected at the Site.
- TCE was not detected in the soil vapor samples, however its breakdown products cis-1,2-dichloroethene (Cis-1,2-DCE) and vinyl chloride (VC) were detected above MDLs in SV-1 on the western portion of the Site, proximate (500 feet) to the nearby former Harrison Radiator facility.

DAY concluded that the PAHs and metals contamination at the Site is likely due to its former use as a foundry and lumber yard. The urban fill may also represent an off-Site source of PAHs and metals. VOCs were not detected above SCOs or GWQS in soil and/or groundwater, but TCE and its breakdown products were detected in the groundwater at elevated levels at the nearby former Harrison Radiator facility. It is possible that the groundwater contamination at the nearby former Harrison Radiator facility is the source of the VOCs identified in the soil vapor in the western portion of the Site.

1.4 Project Goal (Site Reuse Plan)

The property is currently zoned Residential (R3), which typically allows for one/two family or multifamily dwellings. The goal of this project is to redevelop the Site into an active recreation area (public park) with park related structures such as bathrooms and concessions along with a multi-family residential component. The redevelopment plans for the Site have not been finalized, however, the proposed redevelopment plan could be implemented under a residential use cleanup scenario.

This ABCA has been prepared to identify and evaluate effective and implementable remedial alternatives for the Site; and to develop a recommended final remedial approach that is protective of human health and the environment. Information and data generated by the previous Phase II and the RI have been used and relied upon to prepare the ABCA. The ABCA provides sufficient detail to support the decision-making process relative to remedial actions for the Site.

2.0 REMEDIAL INVESTIGATION

This section summarizes Benchmark's findings during the RI completed at the Site in September and October 2020. The entire Site was covered by an asphalt parking lot at the time of the RI. Other surface features included, concrete jersey barriers, steel guard rails, and light poles. The asphalt was in fair condition with some spalling and vegetation growing through cracks that have formed. No surface soils were present; therefore, no surface soil samples were collected.

The RI consisted of the completion of 32 test pits (TPs) into native soil underlying the Site in a grid-like pattern with biased towards former operations and/or structures that were formerly present at the Site (see Figures 3 and 4).

Groundwater was not encountered at the TP locations completed, nor was a groundwater investigation a part of the RI scope of work, as discussed in the QAPP.

2.1 Subsurface Soil/Fill Investigation

The 32 TPs were generally advanced to depths ranging from 3.5 to 6 fbgs into native soil underlying the Site. One (1) location, TP-29, was advanced to about 8 fbgs due to elevated photoionization detector (PID) readings detected at that location. Because of the elevated PID readings at TP-29, TP-31 and TP-32 were completed as step-out TPs, which were not part of the initial scope of work outlined in the QAPP.

Soil/fill samples were retrieved from the TPs for visual, olfactory, and PID screening assessment of the subsurface conditions. Subsurface soil/fill samples were collected from the TPs for laboratory analysis (see Table 1). A summary of the subsurface conditions observed at the TPs completed are provided on the test pits logs in Appendix B. Photographs from the RI are provided in Appendix C.

During the RI test pit activities, a community air monitoring program (CAMP) was implemented that consisted of particulate and total volatile organics monitoring downwind of the investigation areas. The results of the CAMP indicated there were no exceedances of the particulate (150 micrograms per cubic meter (ug/m3)) or total organic levels (5 parts per million (ppm)) thresholds established for 15-minute time weighted averages during the intrusive RI activities. The RI CAMP data has been included in Appendix D.

2.1.1 Site Geology

The geology at the Site consisted of soil/fill materials overlying native soil beneath an asphalt parking lot. A tan sand and gravel layer (subbase material) was generally present at the TP locations beneath the asphalt cover varying from about 6-inches to 1.5 ft deep. Three (3) general types of soil/fill material were observed at the Site during the RI:

- Reddish brown/black sandy fill (sand fill),
- Dark grey/reddish brown reworked clay fill (clay fill), and
- Black fine sand (foundry sand).

Mixed within these soil/ fill materials were the following man-made constituents to a lesser and varying degree: brick, concrete, limestone block, ceramic tile, ash, wood, metal, and glass (solid waste). We note that the man-made constituents identified above were more prevalent at TP locations completed within the footprints of former dwellings. At some former dwelling locations, remnants of the former limestone block foundation walls (TP-7 and TP-8) and former concrete basement floors (TP-1 and TP-10) were observed. The depth of fill materials encountered were also generally deeper at TP locations completed within the former dwellings compare to those completed outside of former dwellings footprints, as basements were likely associated with the structures. The average depth to fill material across the Site was approximately 4 feet.

The sand fill and clay fill were observed at many TP locations across the Site. When both fill layers were observed, the sand fill was identified overlying the clay fill. The black foundry sand was observed in the north/northeast portion of the Site at TP-23, TP-25, and TP-26.

Representative samples from the TPs were field screened for total volatile organics with a PID. Elevated PID measurements above background (0 parts per million (ppm)) were observed at TP-9 (22 ppm) and TP-29 (266 ppm), therefore VOC samples were collected from both locations. TP-9 and TP-29 were both complete within the footprint of former dwellings. Step-out TP-31 and TP-32 were completed approximately 20 feet south and west, respectively of TP-29. No elevated PID readings were in the TPs around TP-29.

Native soil, a reddish brown sandy lean clay, was present across the Site underlying the fill materials.

2.1.2 Subsurface Soil/Fill Samples

Fifteen (15) subsurface soil/fill samples were collected during the RI. Table 1 is a summary of the RI sampling program. Twelve (12) samples were collected from fill materials present at the Site and three (3) samples were collected from the native soil. The samples were sent to Alpha Analytical Inc. (Alpha), and New York State Department of Health (NYSDOH) Environmental Laboratory Approved Program (ELAP) certified laboratory for analysis which included Total Compound List (TCL) VOCs, TCL SVOCs, Total Analyte List (TAL) metals cyanide, polychlorinated biphenyls (PCBs), pesticides, and herbicides. Based on the previous Phase II, the focus of the RI SVOCs and metals as outlined in the QAPP. The analytical sample results are summarized on Table 2 and discussed below by parameter class.

The Phase II soil/fill results are also included on Table 2 and discussed below. The Phase II subsurface sampling included seven (7) soil/fill samples and one (1) native.

The laboratory analytical results from the RI samples are included in Appendix F. The laboratory analytical reports for the Phase II samples are included in Appendix A with the Phase II report.

Volatile Organic Compounds

Six (6) soil/fill samples were analyzed for VOC analysis as part of the RI and eight (8) samples as part of the Phase II. VOCs were detected above method detection limits (MDLs) in 12 of the 14 samples analyzed. One (1) VOC, acetone was detected above its respective USCO (0.05 mg/kg) at one (1) sample location TP-9, 4 to 5 ft (0.11 mg/kg) which was representative of fill material at that depth which exhibited elevated PID readings (approximately 22 ppm) at that location. No other USCO or RSCO exceedances were noted in the other samples analyzed for VOCs. We note that although elevated PID readings were measured at TP-29, samples collected from the fill and native soil at this location do not exceed USCOs but represent a nuisance characteristic.

Semi-Volatile Organic Compounds

Fifteen (15) soil/fill samples were analyzed for SVOC analysis as part of the RI and eight (8) samples as part of the Phase II. SVOCs were detected above MDLs in 18 of the 23 samples analyzed. Seven (7) SVOCs, primarily PAHs, were detected at one (1) sample

location, TB-04 1 to 3 ft, at concentrations above their respective USCOs, of which five (5) PAHs also exceeded their respective RSCOs.

SVOCs were not detected above their respective USCOs in the 15 samples analyzed as part of the RI, or the other seven (7) samples analyzed as part of the Phase II.

Metals

Fifteen (15) soil/fill samples were analyzed for metals analysis as part of the RI and eight (8) samples as part of the Phase II. Metals were detected above MDLs in the 23 analyzed samples.

- Arsenic was detected above its respective ISCO (16 mg/kg) at one (1) sample location, 007-TB-06 2 to 3 ft (16.8 mg/kg).
- Copper was detected above its respective USCO (50 mg/kg) at two (2) sample locations, 007-TB-06 2 to 3 ft (64.6 mg/kg) and TP-9 4 to 5 ft (132 mg/kg).
- Lead was detected above its USCO (63 mg/kg) at eleven (11) sample locations, 001-TB-01 1 to 3 ft (225 mg/kg), 002-TB-02 2 to 3 ft (141 mg/kg), 004-TB-04 1 to 3 ft (69.5 mg/kg), 007-TB-06 2 to 3 ft (119 mg/kg), TP-3 1.5 to 4 ft (366 mg/kg), TP-4 0.5 to 2.5 ft (180 mg/kg), TP-8 1 to 1.5 ft (167 mg/kg), TP-9 4 to 5 ft (254 mg/kg), TP-12 1 to 3 ft (133 mg/kg), TP-16 1 to 2.5 ft (197 mg/kg), and TP-26 2 to 3 ft (81.3 mg/kg).
- Mercury was detected above its respective USCO (0.18 mg/kg) at seven (7) sample locations, 007-TB-06 2 to 3 ft (0.268 mg/kg), TP-3 1.5 to 4 ft (0.396 mg/kg), TP-8 1 to 1.5 ft (0.29 mg/kg), TP-12 1 to 3 ft (0.609 mg/kg), TP-16 1 to 2.5 ft (0.397 mg/kg), TP-20 0.5 to 3.5 ft (0.483 mg/kg), and TP-26 2 to 3 ft (0.364 mg/kg), and above its RSCO (0.81 mg/kg) at two (2) sample locations, 001-TP-01 1 to 3 ft (1.29 mg/kg) and TP-9 4 to 5 ft (2.67 mg/kg).
- Zinc was detected above its respective USCO (109 mg/kg) at eight (8) sample locations, 001-TB-01 1 to 3 ft (141 mg/kg), 002-TB-02 2 to 3 ft (113 mg/kg), 004-TB-04 1 to 3 ft (193 mg/kg), 007-TB-06 2 to 3 ft (166 mg/kg), TP-3 1.5 to 4 ft (267 mg/kg), TP-8 1 to 1.5 ft (138 mg/kg), TP-9 4 to 5 ft (141 mg/kg), TP-16 1 to 2.5 ft (180 mg/kg).

Cyanide

Six (6) soil/fill samples were analyzed for cyanide analysis as part of the RI and eight (8) samples as part of the Phase II. Cyanide was detected above MDLs in one (1) of the 14 analyzed samples and was not detected above its USCO.

Polychlorinated Biphenyls

Six (6) soil/fill samples were analyzed for PCB analysis as part of the RI only. PCBs were detected below MDLs at the six (6) locations.

Pesticides

Six (6) soil/fill samples were analyzed for pesticides as part of the RI only. Pesticides including 4,4'-DDD and 4,4'-DDT were detected above MDLs in one (1) of the six (6) analyzed samples and were not detected above their respective USCOs.

Herbicides

Six (6) soil/fill samples were analyzed for herbicide analysis as part of the RI only. Herbicides were detected below MDLs at the six (6) locations.

Asbestos

The QAPP indicated that up to four (4) samples would be analyzed for asbestos using Method CARB 435 Polarized Light Microscopy (PLM) Level A if suspect building material (pipe insulation, roofing materials, floor tiles, etc.) were encountered. No suspect building materials were identified during the RI; therefore, no samples were collected for asbestos analysis.

2.1.2.1 Waste Characterization

Three (3) waste characterization samples (WC-1 through WC-3) were collected from the various types of fill encountered during the RI to assess proper disposition of the material during remedial alternative evaluation (Section 4). WC-1 was a composite sample of the sand fill and clay fill layers observed throughout the Site, WC-2 was a composite sample of the black sand observed at multiple locations in the central portion of the Site, and WC-3

was a composite sample of the non-native soil collected at TP-29, where elevated PID reading and odors was observed.

The analysis consisted of Toxicity Characteristic Leaching Procedure (TCLP) VOCs, TCLP SVOCs, TCLP RCRA 8 metals, PCBs, corrosivity, reactivity and ignitability. The waste characterization results from the samples collected indicate that the soil/fill is non-hazardous and can be disposed of accordingly, if deemed necessary, based on the analysis completed. [Landfill disposal facilities have different waste characterization requirements, and the analysis completed was not anticipated to be all inclusive but provide a general assessment of typical waste characterization requirements.]

2.2 Data Usability Summary Report

In general, the analysis conducted on the RI soil/fill samples were in compliance with the required analytical protocols. Most sample results are usable as reports or with minor qualification which were reflected in the analytical summary table (Table 2). The sample results were considered usable either as reported or with minor qualification/edit. The results for l,4-dioxane were rejected in the soil/fill samples analyzed for VOCs due to methodology limitations. l,4-dioxane was not detected in these samples and the rejection is consistent with other similar projects that have utilize USEPA Method 8260 for 1,4-dioxane analysis.

The validators also rejected the following data:

- 2,4-Dinotrophenol in the SVOC samples analyzed due to apparent matrix effect.
- Caprolactam in sample TP-29, 5-6 FT due to apparent matrix effect.

The rejected data are not shown on Table 2 as the rejected data was non-detect.

The Phase II data was validated by Vali-Data of WNY, LLC. Data generated was acceptable except for the non-detect target analytes in 002-TB-02 2 to 3 ft, which were rejected because the temperature of the sample was outside of QC limits.

It is Benchmark's opinion that the data generated as part of the Phase II and RI described above is sufficient in quantity and quality to assess the Site conditions, evaluate

remedial alternatives, and provide a proposed remedial strategy that will be protective to human health and the environment.

A copy of the Data Usability Summary Report (DUSR) for the RI data is included in Appendix G and the DUSRs for the Phase II data are included with the Phase II report in Appendix A.

2.3 Nature and Extent of Contamination

Soil/Fill Material

A total of 19 soil/fill samples were collected as part of the Phase II and RI. The analysis included VOCs, SVOCs, metals, cyanide PCBs, pesticides, and/or herbicides.

VOCs were detected above MDLs in nine (9) out of the eleven (11) samples with only one (1) VOC (acetone) detected above its respective USCO at one (1) sample location, TP-9, 4 to 5 ft. We note that elevated PID readings were present at TP-29, 5 to 8 ft, which represents a nuisance characteristic.

SVOCs were detected above MDLs in 17 out of 19 samples. Seven (7) SVOCs including benzo(a)anthracene, benzo(a)pyrene, benzo(b)fluoranthene, benzo(k)fluoranthene, chrysene, dibenzo(a,h)anthracene, indeno(1,2,3-cd)pyrene were detected above their respective RSCOs or ISCOs at one (1) sample location, TB-04, 1 to 3 ft.

Metals were detected above MDLs in the nineteen (19) samples. Four (4) metals including copper, lead, mercury, and zinc were detected above their respective USCOs, RSCOs, or ISCOs at twelve (12) sample locations. Arsenic was detected slightly above its respective ISCO at one (1) location, TB-06, 2 to 3 ft. Mercury was also detected above its respective RSCO at two (2) locations, TB-01, 1 to 3 ft and TP-9, 4 to 5 ft.

Cyanide was detected above MDLs in one (1) of 14 samples analyzed for cyanide, but the concentration was below its USCO, and therefore is not considered a constituent of concern in the soil/fill layer.

Pesticides were detected above MDLs in one (1) of four (4) samples analyzed for pesticides, but the concentration were below their respective USCOs, and therefore are not considered constituents of concern in the soil/fill layer.

PCBs and herbicides were not detected above MDLs in the four (4) samples analyzed for PCBs and herbicides and therefore are not considered constituents of concern in the soil/fill layer.

Constituents of concern in the fill material, identified as compound or analytes exceeding their respective Residential SCOs are limited to SVOCs (specifically PAHs) at one (1) location (**TB-04, 1 to 3 ft**), and metals (arsenic and/or mercury) at three (3) locations (**TB-06, 2 to 3 ft, TB-01, 1 to 3 ft and TP-9, 4 to 5 ft**) based on the Phase II and RI sample locations. The nuisance characteristics in the form of elevated PID readings noted at **TP-29, 5 to 8 ft** were also identified as a concern.

To determine the nature and extent of the concerns identified at the five (5) locations (TB-01, TB-04, TB-06, TP-9, and TP-29) additional delineation soil/fill sampling was completed for the constituent of concern and/or nuisance characteristic identified at each location. As discussed below, native soils were not identified as a concern except for the nuisance characteristic at TP-29. Therefore, the soil/fill was the target of the delineation sampling at the areas of concern.

Step-out soil borings were generally completed at 10-feet and 20-feet in the four (4) cardinal directions (north, south, east, and west) from the initial investigation locations to collect soil/fill samples for the constituent of concern. The soil/fill samples collected from the 10-foot distance were analyzed and the 20-foot distance placed on HOLD at the laboratory. If the constituent of concern was identified above its respective RSCO at the 10-foot distance, the 20-foot distance samples was then analyzed. In the case of TP-29, field screening with a PID was completed to assess the nuisance characteristic. A total of 35 soil probes were completed, as further discussed below.

TB-01: Due to the initial investigation location in the northwestern corner of the Site, step-out soil borings were only completed to the north, south, and east, as the property line in approximately 10-feet west of TB-01 and assumed the contamination extends to the property line. Fill material samples from the TB-01 location were assigned analysis for mercury via EPA Method 7471. The results are summarized in Table 3.

Mercury was non-detect at TB-01 N10, 0.5 to 2 ft and TB-01 S10, 0.5 to 2 ft and the result at TB-01 E10, 0.25 to 1 ft was 0.248 mg/kg, which is above its USCO but below its

RSCO. The 20-foot step out samples collected were not required to be analyzed. It has been assumed the excavation will extend to the western property boundary. Therefore, the area of mercury above its RSCO to be addressed in the fill material at TB-01 is a 20 ft by 20 ft area on center of the TB-01 sample location to the depth of native soil, approximately 3 fbgs.

TB-04: Due to the initial investigation location being less than 20 feet from the north property line, step-out soil borings were completed to the north, south, east, and west at approximately 10-feet and south, east, and west directions at approximately 20-feet. Fill material samples from TB-04 were assigned analysis for PAHs via EPA Method 8270. The results are summarized in Table 4.

PAHs were detected above their respective RSCOs at TB-04 N10, 0.5 to 2.5 ft and TB-04 S10, 1 to 2.5 ft. Due to the exceedances to in the northern sample, it has been assumed the excavation will extend to the northern property boundary. Due to the exceedances in the southern sample, TB-04 S20, 0.5 to 1.5 ft was analyzed for PAHs and the result also had PAH exceedances above their respective RSCO. Because additional southern delineation samples were not collected past 20 feet, the southern limit of excavation has been estimated at 30 feet from the initial TP-06 location and will need to be verified via post-excavation sample analysis during the remedial action.

Samples collected from TB-04 E10, 0.5 to 1.2 ft and TB-04 W10, 0.5 to 1.5 ft did not have PAH exceedances of their respective USCOs and the 20-foot step out samples collected to the east and west did not require analysis. Therefore, the area of PAHs above their respective RSCO to be addressed in the fill material at TB-04 is estimated to be 55 ft (north-south) by 20 ft (east west) area around the TB-04 sample location to the depth of native soil, approximately 3 fbgs.

TB-06: Step-out soil borings were completed to the north, south, east, and west directions at approximately 10-feet and 20-feet. Fill material samples from TB-06 were assigned analysis for arsenic via EPA Method 7471. The results are summarized in Table 5.

Arsenic was detected in the four (4), 10-foot step-out samples TB-06 N10, 0.5 to 2.5 ft; TB-06 E10, 0.5 to 2 ft; TB-06 S10, 1 to 2 ft; and TB-06 W10, 1 to 3 ft) at concentrations below its respective USCO. The 20-foot step out samples collected did not require analysis. Therefore, the area of arsenic above its respective RSCO to be addressed in the fill material

at TB-06 is estimated to be a 20 ft by 20 ft area on center of the TB-04 sample location to the depth of native soil, approximately 4 fbgs.

TP-9: Step-out soil borings were completed to the north, south, east, and west directions at approximately 10-feet and 20-feet. Fill material samples from the TP-9 location were assigned analysis for mercury via EPA Method 7471. The results are summarized in Table 6.

Mercury was detected at the four (4) 10-foot samples TB-01 N10, 0.5 to 2 ft and TB-01 S10, 0.5 to 2 ft and the result at TB-01 E10, 0.25 to 1 ft was 0.248 mg/kg, which is above its USCO but below its RSCO. The 20-foot step out samples collected did not require analysis. It has been assumed the excavation will extend to the western property boundary. Therefore, the area of mercury above its RSCO to be addressed in the fill material at TB-01 is estimated to be a 20 ft by 20 ft area on center of the TB-01 sample location to the depth of native soil, approximately 5 fbgs.

TP-29: Step-out borings were only completed 10 feet to the north, south, east, and west of TP-29 because field observations for elevated PID measurements and/or olfactory evidence of nuisance characteristics were not observed. Therefore, the area of nuisance characteristics to be addressed in the fill material at TP-9 is estimated to be a 20 ft by 20 ft area on center of the TP-9 sample location to the depth of approximately 8 fbgs.

Native Soil

Four (4) native soil samples were collected as part of the Phase II and RI. Analysis included VOCs, SVOCs, metals, cyanide PCBs, pesticides, and/or herbicides.

Acetone or 2-butanone were detected above MDLs in three (3) of the four (4) native soil samples, but the detected concentrations were below the respective USCOs.

SVOCs were detected above MDLs in one (1) of the four (4) native soil samples but the detected concentrations were below their respective USCOs.

Metals were detected above MDLs in the four (4) samples, but the detected concentrations were below their respective USCOs.

Cyanide, PCBs, pesticides, and herbicides were not detected above MDLs in the samples analyzed for those compounds.

There were no compounds or analytes detected in the native soil samples analyzed as part of the Phase II or RI above their respective USCOs.

Groundwater

Groundwater assessment was not a component of the RI as outlined in the QAPP. The finding of the Phase II did not identify groundwater contamination that warranted further investigation. Three (3) groundwater samples were collected during the Phase II from temporary wells TMW-A, -B, and -C and analyzed for VOCs and SVOCs (see Figure 3). Table 7 is a summary of the Phase II groundwater data.

Four (4) VOCs detected above MDLs in two (2) of the three (3) groundwater samples analyzed (TMW-B and TMW-C). The results of the VOCs detected (2-butanone, benzene, carbon disulfide and toluene) were below their respective GWQS. No VOCs were detected at TMW-A.

SVOCs were detected in the three (3) groundwater samples analyzed, of which six (6) different compounds were detected above their respective GWQS in samples from TMW-B and TMW-C. Total SVOCs detected at TMW-B were 15.4 microgram per liter (ug/l) and 1.5 ug/l at TWM-C.

The low-level PAHs detected above their respective GWQS in the groundwater are not of significant concern, as the area is serviced by public-water, and use of groundwater is prohibited in the City of Lockport. It is not uncommon to detect low-level PAHs in groundwater in urban setting at a site containing fill material. Groundwater remediation will not be required.

Soil Vapor

VOCs were detected above MDLs in the two (2) soil vapor and one (1) outdoor air samples collected as part of the Phase II (see Figure 3 for locations and Table 8 for summary of results). There is no current guidance or criteria for the evaluation of soil vapor data in NYS. The potential for soil vapor intrusion (SVI) can only be properly assessed according to the New York State Department of Health (NYSDOH) SVI Guidance (Ref. 6) if enclosed structures are present on a Site and the appropriate samples (sub-slab and indoor air) are collected.

The results of the soil vapor samples were compared to the USEPA Vapor Intrusion Screening Level (VISL) calculator considering a residential scenario and a target cancer risk level of one per million (10^{-6}). The residential equation inputs and Resident VISL tables are included in Appendix E. The results of the screening indicate that three (3) carcinogenic

compounds (benzene, ethylbenzene, and vinyl chloride) were detected at concentrations in the soil vapor samples that may represent an unacceptable exposure scenario.

Additionally, TCE breakdown products including cis-1,2-DCE and VC were detected above MDLs at SV-1, during the Phase II. This location was along the western portion of the Site. The source of the chlorinated VOCs is believed to be associated with the former Harrison Radiator facility which is located approximately 500 feet west of the Site and similar contaminants are associated with that property.

If the Site redevelopment plan will include construction of enclosed occupied buildings (e.g., multi-family housing and/or enclosed concession areas), the potential for SVI should be assessment after building construction. However, the potential for SVI can be managed during redevelopment by incorporating engineering controls (sub-slab depressurization piping network and vapor barriers) into the building design, at a cost far less than retrofitting a building after it is constructed and it is determined that an engineering control is needed if SVI is determined to be a concern.

We note that the highest concentrations of soil vapor were detected at SV-2 in the norther portion of the Site in the vicinity of TB-04. TB-04 is slated for excavation (as discussed in Section 4.3.1) due to the PAH concentrations at this location. No VOCs were detected above their respective USCOs in the sample from this location.

2.3.1 Constituents of Concern (COCs)

Based on the findings of the Phase II and RI, and the planned residential redevelopment of the Site, the Constituents of Concern (COCs) identified for the Site are:

Soil/Fill: SVOCs, specifically PAHs at one (1) location, TB-04, select metals (arsenic and mercury) detected at three (3) locationTP-01, TB-06, and TP-9, and nuisance characteristics (elevated PID readings) observed at TP-29.

Soil Vapor: cVOCs in western portion of the Site as it relates to potential SVI into new buildings at the Site, if constructed.

3.0 APPLICABLE REGULATIONS AND CLEANUP STANDARDS

3.1 Cleanup Oversight Responsibility

Benchmark, was selected by GLDC though a competitive bid process to investigate, oversee, and document the cleanup activities to be completed at the Site in accordance with local, state, and federal regulations. Benchmark personnel responsible for oversight of the cleanup meets the definition of a qualified environmental professional (QEP). The contractor to be selected to implement the remedial strategy will also be selected by GLDC through a competitive bid process.

We note that GLDC and NCBDC met with the New York State Department of Environmental Conservation (NYSDEC) to discuss the Site. It was decided that the NYS Brownfield Cleanup Program (BCP) would not be used for remedial purposes. Therefore, document review and approval would be done by USEPA.

3.2 Cleanup Standards for Major Contaminants

Although, NYSDEC will not be involved with oversight or approval of the of the remedial action to be performed at the Site, the following NYSDEC guidance and regulations will be used to implement the remedial action:

- NYSDEC Division of Environmental Remediation (DER) 10; Technical Guidance for Site Investigation and Remediation (DER-10, Ref. 7)
- Title 6 New York Codes, Rules, and Regulation (6NYCRR) Part 375 Environmental Remediation Programs Subparts 375- to 375-4 & 365-6 (Part 375, Ref. 4).
- NYSDEC Commissioners Policy (CP) 51 Soil Cleanup Guidance (CP-51, Ref. 8)

The GLDC is currently proposing to redevelop the Site with a community park (active recreational area) and some multi-unit residential buildings. However, no formal redevelopment design plans or specifications have been prepared at this time. According to Part 375, active recreational and multi-unit residential uses can be considered under the following soil cleanup objectives: Unrestricted Use Soil Cleanup Objectives (USCOs),

Residential Soil Cleanup Objectives (RSCOs), and Restricted-Residential Soil Cleanup Objectives (RRSCOs).

3.3 Laws & Regulations Applicable to the Cleanup

Laws and regulations that are applicable to this cleanup include the USEPA's Cooperative Agreement established with NCBDC, the Davis-Bacon Act, NYS environmental law (6 NYCRR), and City of Lockport by-laws. Federal, state, and local laws regarding procurement of contractors to conduct the cleanup will be followed.

Dig Safely NY will be contacted to locate public utilities in the vicinity of the remedial area and any required City of Lockport permits will be obtained prior to the start of work.

4.0 EVALUATION OF CLEANUP ALTERNATIVES

4.1 Cleanup Alternatives Considered

Three (3) cleanup alternatives were chosen and evaluated for the analysis, as follows:

1. No Action
2. Excavation of Contamination to Achieve Unrestricted Use Soil Cleanup Objectives
3. Excavation of Contamination to Achieve Residential Use Soil Cleanup Objectives

4.2 Remedial Action Objectives

The development of an appropriate remedial approach begins with definition of site-specific Remedial Action Objectives (RAOs) to address substantial public health and ecological risk or other significant environmental issues identified during remedial investigations. In developing the RAOs, consideration is given to the reasonably anticipated future use of the Site (i.e., a city park and residential use) and the applicable soil cleanup objectives. Accordingly, appropriate RAOs for the Site have been defined as:

4.2.1 Soil/Fill RAOs

RAOs for Public Health Protection

- Prevent ingestion/direct contact with contaminated soil/fill.
- Prevent inhalation exposure to contaminants volatilizing from soil.

RAOs for Environmental Protection

- Prevent impacts to biota from ingestion/direct contact with soil causing toxicity or impacts from bioaccumulation through the terrestrial food chain.

4.2.2 Groundwater RAOs

RAOs for Public Health Protection

- Prevent ingestion of groundwater with contaminant levels exceeding drinking water standards.

- Prevent contact with, or inhalation of volatiles, from contaminated groundwater.

RAOs for Environmental Protection

- Restore groundwater aquifer to pre-disposal/pre-release conditions, to the extent practicable.

4.2.3 Soil Vapor RAOs

RAOs for Public Health Protection

- Mitigate impacts to public health resulting from existing, or the potential for, soil vapor intrusion into buildings at a site.

4.3 Volume, Nature and Extent of Contamination

Estimation of the volume, nature, and extent of media that may require remediation to satisfy the RAOs or that needs to be quantified to facilitate evaluation of remedial alternatives is presented in this section. The estimates are a function of the cleanup goal for the reasonably anticipated future use scenario. The volume and extent of media requiring cleanup under the unrestricted use and residential use scenarios are presented in the following sections. In all instances, these volume estimates (and associated cost estimates) are projected based on the data and observations collected during the Phase II and RI activities; additional volume may be discovered during post-excavation confirmatory sampling, which will subsequently affect these estimates.

4.3.1 Soil/Fill

4.3.1.1 Comparison to Unrestricted SCOs

Exceedances of the Part 375 USCOs were noted in the majority of soil/fill samples collected across the Site, primarily metals (primarily arsenic, copper, lead, mercury, and zinc); and, to a lesser extent PAHs (TB-04) and acetone (TP-9). USCO exceedances were present 57% of the Phase II fill material samples and 67% of the RI fill material samples. Figure 5 identifies the sample location were USCO exceedances were noted. Native soil sample results did not exceed the USCOs, however nuisance characteristics were noted at TP-29 in the 2 feet of native soil at this location.

Due to the number of samples with USCOs exceedances observed in the various fill materials sampled, which is present to an average depth of approximately 4 fbgs across the Site, it is likely that the majority of the 2.17-acre Site is impacted with fill material above USCOs.

Assuming the upper 1-foot of asphalt and associated subbase can be taken off-site for recycling, and the average thickness of fill material with USCOs exceedances is approximately 3 feet, the volume of impacted soil/fill requiring remediation is approximately 10,500 cubic yards (est. 16,800 tons at 1.7 tons/cubic yard). The soil/fill would be addressed by excavation and off-site disposal at a permitted landfill facility.

Based on the waste characterization samples collected to date, soil/fill removed would be disposed of as non-hazardous soil/fill. We note additional waste characterization samples would be necessary for the volume of soil/fill needed to be removed under the USCO cleanup scenario.

4.3.1.2 Comparison to Residential Use SCOs

Five (5) locations at the Site have been identified to be addressed by remedial action which will involve excavation and off-site disposal at a permitted landfill facility. Exceedances of the Part 375 RSCOs were identified at four (4) sample locations, in addition to the nuisance characteristics identified at TP-29 as shown on Figure 6 along with the estimated areas, depths, and tons of soil/fill to be removed from each location. These locations are as follows:

TP-01: Mercury was detected above its RSCO in a soil/fill sample from 1 to 3 fbgs.

TP-04: PAHs were detected in the soil/fill above their respective RSCO and ISCO, in the soil/fill sample from 1 to 3 fbgs.

TB-06: Arsenic was detected in the soil/fill above its ISCO in the soil/fill sample from 2 to 3 fbgs.

TP-9: Mercury was detected above its RSCO in a soil/fill sample from 4 to 5 fbgs.

TP-29: Although no chemical parameter exceedances were noted at TP-29, PID readings greater than 100 ppm and/or odors were noted at this location from approximately 1.5 to 7 fbgs (see Appendix B). Based on the conceptual reuse plan for the Site, this area is proposed to be redeveloped with residential housing.

The estimated volumes of soil/fill to be removed from these five (5) areas, based on the additional soil/fill delineation sampling completed as discussed in Section 2.3, Soil/Fill Material, are as follows:

TB-01: An approximate 20 ft by 20 ft area to native soils at depth of 3 fbgs. This excavation will extend to the western property line. The estimated volume of soil/fill removal is approximately 45 cubic yards or 77 tons (using a 1.7 tons per cubic yard conversion).

TB-04: An approximate 55 ft (north-south) by 20 ft area to a depth of 3 fbgs. This excavation will extend to the northern property line. The estimated volume of soil/fill removal is approximately 124 cubic yards or 210 tons.

TB-06: An approximate 20 ft by 20 ft area to native soils at depth of 4 fbgs. The estimated volume of soil/fill removal is approximately 60 cubic yards or 100 tons.

TP-9: An approximate 20 ft by 20 ft area to native soils at depth of 5 fbgs. The estimated volume of soil/fill removal is approximately 75 cubic yards or 128 tons.

TP-29 An approximate 20 ft by 20 ft area to native soils at depth of 8 fbgs. The estimated volume of soil/fill removal is approximately 119 cubic yards or 202 tons.

The total volume of soil/fill estimated to be removed under the residential reuse scenario is about 719 tons. The limits of the excavations for TB-01, TB-06, TP-9 and TP-29 will be based on the additional soil delineation work completed or presence of a Site property line (TB-01). The limits of excavation for TB-04 will be based additional soil delineation work completed to the east and west, presence of the Site property line to the north. A post-excavation confirmatory soil/fill samples will need to be collected from the sidewall of the southern end of the excavation that will be completed. Excavations will be extended to the top of native soil and bottom of the excavation samples will be collected to confirm native soil is acceptable.

4.3.2 Groundwater

Five (5) PAHs were detected in groundwater at concentrations slightly above GWQS and no VOCs were detected above GWQS during the Phase II. The low-level groundwater contamination at the Site (less than less 16 ug/l for total SVOCs) does not warrant remedial action due to the presence of fill material across the entire Site and its location within a high developed area in the City of Lockport.

Therefore, groundwater remediation has not been included in the remedial alternatives. Potable groundwater use is prohibited in the City of Lockport which meets the Site RAO for groundwater by preventing ingestion of groundwater containing contaminant levels exceeding drinking water standards.

4.3.3 Soil Vapor

As discussed in Section 2.3, the results of the soil vapor samples were compared to the USEPA VISL calculator considering a residential scenario and a target cancer risk level of one per million (10^{-6}). The results of the screening indicate that three (3) carcinogenic compounds (benzene, ethylbenzene, and vinyl chloride) were detected at concentrations in the soil vapor samples that may represent an unacceptable exposure scenario.

TCE breakdown products including cis-1,2-DCE and VC were detected above MDLs at SV-1, during the Phase II. This location was along the western portion of the Site. The source of the chlorinated VOCs is believed to be associated with the former Harrison Radiator facility which is located approximately 500 feet west of the Site and similar contaminants are associated with that property.

However, as there are currently no structures present at the Site, a proper SVI evaluation has not been completed. Therefore, no formal vapor mitigation strategy has been included in the remedial alternatives beyond the requirement of performing a SVI assessment if permanent occupied structures are to be constructed on the Site. This would be done through institutional controls (deed restriction requiring the sampling in accordance with the Site Management Plan). If, through proper sampling, it is determined that SVI is occurring, active sub-slab depressurization systems would be installed. Because there is a potential for SVI into buildings that may be constructed on the Site in the future, it is recommended that new occupied buildings be fitted with a vapor barrier and sub-slab

depressurization system piping below the slabs in the event post-construction SVI testing indicates a potential concern to occupants.

Benchmark's experience with redevelopment sites is that the installation of a sub-slab piping network for an active ASD system during construction (e.g., building foundation and sub-base aggregate work) is considerably more cost effective rather than retrofitting a new building and determining that an active SSDS is needed after construction. The cost would be for the subsurface piping only. If the SSDS is deemed necessary via SVI testing, then the above grade piping network can be installed with the appropriate vacuum fan/blower units. Additionally, vapor barriers are typically installed beneath the concrete slabs of new buildings, which would also act as a component of vapor mitigation regardless.

4.4 Cleanup Alternatives Evaluation

The following remedial alternatives have been developed in accordance with the EPA and NYSDEC regulation and policy:

- **Alternative 1: No Action.** The no action alternative is defined as performing no remedial actions on the Site. In addition, no engineering or institutional controls would be put in place under this alternative.
- **Alternative 2: Excavation of Contamination to Achieve Unrestricted Use Soil Cleanup Objectives.** Excavation and off-site disposal of soil/fill that contains chemical constituents at concentrations greater than 6NYCRR Part 375 USCOs and/or nuisance characteristics. For unrestricted use scenarios, excavation and off-site disposal of impacted soil/fill is generally regarded as the most applicable remedial measure because engineering controls cannot be used to supplement the remedy. As discussed in Section 4.3.1.1, the entire 2.17-acre Site is covered with soil/fill to an average depth of 4 fbgs, of which the majority of the sampling collected had exceedances of the USCOs. Based on waste characterization sampling completed to date, the excavated soil/fill would be suitable for disposal as non-hazardous at a commercial solid waste disposal facility. Excavated materials would require handling and preparation for off-site transportation and disposal.

  Groundwater is not anticipated to be encountered during the soil/fill excavation activities; therefore, a dewatering system would only be installed to facilitate if groundwater was encountered during excavation activities but is not anticipated.

  It has been assumed for cost estimating purposes that the excavated areas would be backfilled with material meeting the Part 375 USCO and DER-10 criteria to

pre-excavation elevations and grades, as redevelopment plans for the Site have not yet been finalized. However, if completed in conjunction with an approved redevelopment, redevelopment elevations and design grades should be used to minimize the volume material required for importable as backfill.

Based on the removal of impacted soil/fill, the already low groundwater concentrations would be expected to decrease over time and a SVI assessment would need to be completed when permanent occupied structures are constructed on the Site.

- **Alternative 3: Excavation of Contamination to Achieve Residential Use Soil Cleanup Objectives.** Excavation and off-site disposal of the impacted soil/fill that contains chemical constituents at concentrations greater than 6NYCRR Part 375 RSCOs and/or nuisance characteristics. The five (5) locations described in Section 4.3.2.1 would be excavated and disposed off-site and achieve the remediation goals under Alternative 3.

  As discussed in Section 2.1.1, man-made constituents were identified in the soil/fill in some locations that would be considered solid waste and would preclude the soil/fill, if excavated, for off-site reuse under 6NYCRR Part 360, without NYSDEC approval (Beneficial Use Determination). Additionally, there may be some subsurface soil/fill at the Site containing RSCO exceedances that were not identified by the Phase II and RI investigation. As the proposed reuse of the Site is active recreational and multi-family residential, Benchmark also recommends the following:

  - A Site Management Plan (SMP) should be prepared and implemented for soil/fill management during excavation activities part of remediation but may be encountered during future development. The SMP will also require SVI assessment if any future enclosed and occupied structures are constructed on the Site.
  - Establish a Deed Restriction for the Site requiring adherence of the SMP.

  As such, Alternative 3 would include the components listed below:

  - Removal of approximately 719 tons of asphalt/subbase/soil/fill. The impacted soil/fill will be disposed off-site at a permitted landfill facility. Delineation samples previously collected as discussed in Section 2.3 and 4.3.1.2 will be used to establish the horizonal extents of the excavation with the exception of south wall of TB-04 which would require a post-excavation sample, TB-01 west sidewall which will be from the western property line in that area, and a bottom of excavation sample from each of the five (5) areas to confirm the remedial actions have meet the remedial objectives. The asphalt and underlying sub-base material overlying the fill material would be removed

and stockpile from the five (5) areas (estimated at 190 tons) and sent off-site for recycling, rather than landfill disposal.

- Backfilling of the excavation with material that will meet the requirements of 6NYCRR Part 375-6.7(d) or DER-10 and suitable for residential use.
- Establishing a Deed Restriction on the Site to require implementation of a SMP which requires proper management of additional soil/fill excavation which may contain solid waste and completion of a SVI investigation if enclosed and occupied structures are built on the Site.
- Preparation of a SMP.

4.5 Cost Estimate of Cleanup Alternatives

To satisfy EPA requirements, the effectiveness, implementability, and cost of each alternative must be considered prior to selecting a recommended cleanup alternative. Effectiveness includes consideration of the overall protectiveness of the public health and environment, the long-term effectiveness and permanence, the reduction of toxicity, mobility, or volume of contamination through treatment, and short-term impacts and effectiveness. Implementability discusses technical and administrative feasibility of implementing the remedy and community acceptance.

4.5.1 Effectiveness – Including Vulnerability/Resiliency Considerations

- **Alternative 1:** This alternative would not protect public health and the environment due to the presence of contamination remaining on-site above USCOs, the absence of institutional and/or engineering controls to prevent exposure to the contamination or the export of Site soil/fill to uncontrolled off-site locations. This alternative involves no remedial activities, equipment, engineering/institutional controls and provides no long-term maintenance measures and, as such, provides no reliable long-term control against exposure to impacted soil/fill. The no action alternative would not reduce the toxicity, mobility, or volume of contaminants in soil/fill and the contamination poses short-term risks to on-site workers and the environment.
- **Alternative 2:** Excavation and off-site disposal to achieve USCOs would be protective of public health under any reuse scenario. However, this alternative would require removal and transportation of approximately 16,800 tons soil/fill

and would require transporting and placing a similar volume of clean soil from an off-site borrow source to backfill the excavation. This alternative would remove all impacted soil/fill and therefore provide long-term effectiveness and permanence and permanently reduce the toxicity, mobility, and volume of contamination on the Site. However, since this alternative transfers Site soil/fill from one environment to another, an overall reduction of toxicity and volume would not occur, although mobility of soluble constituents would be reduced in the commercial landfill with a liner, leachate collection, and a cover system. The principal advantage of a large-scale excavation to achieve USCOs is reliability of effectiveness in the long-term. The short-term adverse impacts and risks to the community, workers, and environment during implementation of this alternative would increase. Site workers would be at greater risk of injury due to the depth of the excavation and increased use of heavy equipment. Other physical hazards, primarily related to potential accidents from heavy truck traffic, would be expected as the excavation work would require removal of approximately 840 truckloads (at 20 tons per truckload) of soil/fill and import of a similar number of clean materials from a borrow source. Dust control methods would be required to limit the release of particulates during excavation activities. Substantial disruption of the neighboring community would occur due to material transport and deliveries and noise from heavy equipment used to construct the remedy. This alternative represents a significant adverse effect in the short-term; however, the RAOs would be achieved once the soil/fill is removed from the Site and backfill soils are in place (est. 2 months).

- **Alternative 3:** This alternative would be protective of public health and the environment as contamination above the RSCOs would be removed through the planned remedial activities to remove impacted soil/fill from the five (5) areas identified (approximately 719 tons). Excavations will be backfilled with DER-10 compliant soil/aggregate. Establishing a deed restriction on the property to implement a SMP which would require proper management of additional soil/fill excavation which may contain solid waste and completion of a SVI investigation if enclosed occupied structures are built on the Site. These remedial components would provide long-term effectiveness and permanence, and a reduction of toxicity, mobility, or volume of contamination at the Site.

  The short-term adverse impacts and risks to the community, workers, and environment during implementation of this alternative would increase, but the duration of the work would be less than 1 week and would not require large excavation areas. Remedial activities will be performed in accordance with approved remedial design documents. During impacted soil/fill excavations, air monitoring would be performed to assure conformance with community air

monitoring action levels. The potential for chemical exposures and physical injuries would be reduced through safe work practices; proper personal protection equipment; environmental monitoring; establishment of work zones and Site control; and appropriate decontamination procedures. The RAOs for the Site would be satisfied.

4.5.2 Implementability

- **Alternative 1:** No technical implementability issues or action-specific administrative implementability issues are associated with the no action alternative. However, since this alternative is not protective of public health and the environment, the community would not likely accept the no action alternative for the Site.
- **Alternative 2:** Technical implementability issues that may exist for this alternative may include but are not limited to: shoring/stabilizing excavation sidewalls along the property boundaries to prevent sloughing during excavation; storm water handling, potential treatment and/or discharge/disposal; and traffic coordination for the large number of trucks entering and exiting the Site located in a residential area. Since this alternative is protective of public health and the environment, the community would likely accept the unrestricted use alternative, although significant short-term disruption may result in complaints by neighbors.
- **Alternative 3:** No technical implementability issues are associated with this alternative and excavation areas are relatively small and the number of trucks needs can be staged on the Site itself minimizing disturbance to the neighborhood streets. Since this alternative meets the RAO, is protective of public health and the environment, the community would likely accept the residential use alternative, which is consistent with the surrounding areas. The minimal short-term disruption is less likely to result in complaints by neighbors.

4.5.3 Cost

- **Alternative 1:** There are no capital or long-term operation, maintenance, and monitoring (OM&M) costs associated with the no action alternative.
- **Alternative 2:** The remedial costs for implementation of Alternative 2 are estimated at $1.9 million. This includes excavation and off-site disposal of

impacted soil/fill areas, oversight, post-excavation sampling, backfilling, and reporting. Table 9 provides a breakdown of these remedial costs.

- **Alternative 3:** The estimated capital cost for Alternative 3 is $89,600. This includes excavation and off-site disposal of impacted soil/fill areas, oversight, limited post-excavation sampling, and excavation backfill; deed restriction; and development of an FER and SMP. Table 10 provides a breakdown of these remedial costs.

4.6 Recommended Cleanup Alternative

The proposed remedial approach for the Site is *Alternative 3* because it is protective of public health and the environment; is significantly less disruptive to the community; and represents a more cost-effective approach than Alternative 2 while fully satisfying the RAOs for the Site. In summary, Alternative 3 would involve:

Excavating and disposing off-site the impacted soil/fill identified in the five (5) areas above the remedial action objectives. Delineation samples previously collected will be used to establish the horizonal extents of the excavations with the exception of the south wall of TB-04 which would require a post-excavation sample, TB-01 west sidewall which will be from the western property line in that area, and a bottom of excavation sample from each of the five (5) areas to confirm the remedial actions have meet the remedial objectives.

- Backfilling of the excavation with material that will meet the requirements of 6NYCRR Part 375-6.7(d) or DER-10 and suitable for residential use.
- Establishing a Deed Restriction on the Site to require implementation of a Site Management Plan which requires proper management of additional soil/fill excavation which may contain solid waste and completion of a SVI investigation if enclosed and occupied structures are built on the Site. The Deed Restriction would be filed with Niagara County.
- Preparation of a Site Management Plan (SMP). For sites not remediated to meet NYSDEC Part 375 USCOs, preparation of an SMP that describes site-specific Institutional Controls and/or Engineering Controls (IC/EC) is a required component of the final remedy. The SMP will include the following components: IC/EC Plan; Operations and Maintenance (O&M) Plan; Excavation Work Plan; Site Monitoring Plan; and Environmental Easement.

5.0 POST-REMEDIAL REQUIREMENTS

5.1 Deed Restriction

An institutional control in the form of a Deed Restriction will be necessary to limit future use of the Site to residential applications, required adherence to the SMP and require a SVI assessment if enclosed and occupied structures are built on the Site.

The Deed Restriction will be recorded with Niagara County.

5.2 Final Engineering Report

Following completion of the remedial measures, a Final Engineering Report (FER) will be submitted to the USEPA. The FER will include the following information and documentation, consistent with NYSDEC regulations contained in 6NYCRR Part 375-1.6(c):

- Background and Site description.
- Summary of the Site remedy that satisfied the RAOs for the Site.
- Certification by a Professional Engineer to satisfy the requirements outlined in 6NYCRR Part 375-1.6(c)(4).
- Description of engineering and institutional controls at the Site.
- Site map showing the areas remediated.
- Documentation of materials disposed off-site.
- Documentation of imported materials.
- Copies of daily inspection reports and, if applicable, problem identification and corrective measure reports.
- Analytical data packages and DUSRs.
- CAMP data and reports.
- Photo documentation of remedial activities.
- Text describing the remedial activities performed; a description of any deviations from the Work Plan and associated corrective measures taken; and other pertinent information necessary to document that the site activities were carried out in accordance with the Work Plan.

5.3 Site Management Plan

A Site Management Plan (SMP) covering the Site will be prepared and submitted concurrent with the FER. The purpose of the SMP is to assure that proper procedures are in place to provide for long-term protection of public health and the environment after remedial construction is complete including proper management of additional soil/fill excavation which may contain solid waste and completion of a SVI investigation if enclosed and occupied structures are built on the Site.

6.0 REFERENCES

1. Benchmark Environmental Engineering and Science, PLLC. *Quality Assurance Project Plan*. July 2020.

2. Day Environmental, Inc. *Phase I Environmental Site Assessment, Paved Parking Lot (Former Foundry and Lumber Yard), 50 Elmwood Avenue, City of Lockport, New York*. June 20, 2018, Revised October 3, 2018.

3. Day Environmental, Inc. *Phase II Environmental Site Assessment Report, 50 Elmwood Avenue, Lockport, New York*. May 2019.

4. New York State Department of Environmental Conservation. *6 NYCRR Part 375 Environmental Remediation Programs*. December 2006.

5. New York State Department of Environmental Conservation. *Division of Water Technical and Operation Guidance Series (TOGS) 1.1.1 Ambient Water Quality Standards and Guidance Values and Groundwater Effluent Limitations*. June 1998.

6. New York State Department of Health. *Guidance for Evaluating Soil Vapor Intrusion in the State of New York*. October 2006 (and subsequent updates).

7. New York State Department of Environmental Conservation. *DER-10; Technical Guidance for Site Investigation and Remediation*. May 2010.

8. New York State Department of Environmental Conservation. *Policy CP-51; Soil Cleanup Guidance*. October 21, 2010.

TABLES

BENCHMARK ENVIRONMENTAL ENGINEERING & SCIENCE, PLLC

TABLE 1

RI SAMPLING AND ANALYSIS SUMMARY
ANALYSIS OF BROWNFIELDS CLEANUP ALTERNATIVES
50 ELMWOOD AVENUE
LOCKPORT, NEW YORK

Location (Depth)	Matrix	Parameter[1]						
		TCL VOCs	TCL SVOCs	TAL Metals & Mercury	Total Cyanide	PCBs	Pesticides	Herbicides
Test Pits								
TP-3 (1.5 - 4 ft)	Soil	1	1	1	1	1	1	1
TP-4 (0.5 - 2.5))	Soil	--	1	1	--	--	--	--
TP-8 (1 - 1.5 ft)	Soil	--	1	1	--	--	--	--
TP-9 (4 - 5 ft)	Soil	1	1	1	1	1	1	1
TP-9 (5 - 6 ft)	Soil	1	1	1	1	1	1	1
TP-12 (1 - 3 ft)	Soil	--	1	1	--	--	--	--
TP-16 (1 - 2.5 ft)	Soil	--	1	1	--	--	--	--
TP-16 (2.5 - 4 ft	Soil	--	1	1	--	--	--	--
TP-16 (4 - 5 ft)	Soil	--	1	1	--	--	--	--
TP-20 (0.5 - 3.5 ft)	Soil	--	1	1	--	--	--	--
TP-23 (2 - 4 ft)	Soil	1	1	1	1	1	1	1
TP-25 (2 - 4 ft)	Soil	--	1	1	--	--	--	--
TP-26 (2 - 3 ft)	Soil	--	1	1	--	--	--	--
TP-29 (5 - 6 ft)	Soil	1	1	1	1	1	1	1
TP-29 (7 - 8 ft)	Soil	1	1	1	1	1	1	1
Blind Dup #1	Soil	1	1	1	1	1	1	1
MS	Soil	1	1	1	1	1	1	1
MSD	Soil	1	1	1	1	1	1	1
	Subtotal	9	18	18	9	9	9	9

Notes:
1. Per NYSDEC Part 375 List (Table 375-6.8(a)

Acronyms:
VOCs = volatile organic compounds
SVOCs = semi-volatile organic compounds
TCL = Target Compound List
TAL = Target Analyte List
PCBs = Polychlorinated Biphenyls

BENCHMARK ENVIRONMENTAL ENGINEERING & SCIENCE, PLLC

TABLE 2

SUMMARY OF SOIL/FILL SAMPLE ANALYTICAL RESULTS
ANALYSIS OF BROWNFIELD CLEANUP ALTERNATIVES
50 ELMWOOD AVENUE
LOCKPORT, NEW YORK

Parameter [1]	Unrestricted Use SCOs [2]	Residential Use SCOs [2]	Restricted Residential Use SCOs [2]	Commercial Use SCOs [2]	Industrial Use SCOs [2]	Phase II Sample Locations								RI Sample Locations											
						001-TP-01 1-3 FT	002-TB-02 2-3 FT	003-TB-03 2-3 FT	004-TB-04 1-3 FT	005-TB-05 2-4 FT	006-TB-05 4-5 FT	007-TB-06 2-3 FT	008-TB-07 1-2 FT	TP-3 1.5-4 FT	TP-4 0.5-2.5 FT	TP-8 1-1.5 FT	TP-9 4-5 FT	TP-9 5-6 FT	TP-12 1-3 FT	TP-16 1-2.5 FT	TP-16 2.5-4 FT	TP-16 4-5 FT	TP-20 0.5-3.5 FT	TP-23 2-4 FT	TP-25 2-4 FT	TP-26 2-3 FT	TP-29 5-6 FT	TP-29 7-8 FT
						Fill	Fill	Fill	Fill	Fill	Native	Fill	Fill	Sand Fill	Clay Fill	Sand Fill	Clay Fill	Native	Sand Fill	Sand Fill	Clay Fill	Native	Sand & Clay Fill	Foundry Sand	Clay Fill [5]	Foundry Sand	Clay Fill	Native
						2/11/2018	2/11/2018	2/11/2018	2/11/2018	2/11/2018	2/11/2018	2/11/2018	2/11/2018	9/30/2020	9/30/2020	9/30/2020	9/30/2020	9/30/2020	10/1/2020	10/1/2020	10/1/2020	10/1/2020	10/1/2020	10/2/2020	10/2/2020	10/2/2020	10/2/2020	10/2/2020
Volatile Organic Compounds (VOCs) - mg/Kg [4]																										
1,2-Dichlorobenzene	1.1	100	100	500	1000	ND	R	ND	ND	0.001 JH	ND	ND	ND	ND	--	--	ND	ND	--	--	--	--	--	ND	--	--	ND	ND
1,3-Dichlorobenzene	2.4	17	49	280	560	ND	R	ND	ND	0.0009 JH	ND	ND	ND	ND	--	--	ND	ND	--	--	--	--	--	ND	--	--	ND	ND
1,4-Dichlorobenzene	1.8	9.8	13	130	250	ND	R	ND	ND	0.002 JH	ND	ND	ND	ND	--	--	ND	ND	--	--	--	--	--	ND	--	--	ND	ND
2-Butanone	0.12	100	100	500	1000	0.012 J	R	0.003 J	0.01 J	ND	0.001 J	0.012	0.009 J	ND	--	--	0.024 J	ND	--	--	--	--	--	ND	--	--	ND	ND
Acetone	0.05	100	100	500	1000	ND	R	ND	0.035 JH	ND	ND	0.05 JH	ND	0.0063 J	--	--	0.11	0.01	--	--	--	--	--	ND	--	--	0.019 J	0.012
Benzene	0.06	2.9	4.8	44	89	ND	R	ND	0.0009 J	ND	ND	ND	ND	ND	--	--	ND	ND	--	--	--	--	--	ND	--	--	ND	ND
Carbon Disulfide	--	--	--	--	--	ND	R	ND	0.0006 J	ND	ND	ND	ND	ND	--	--	ND	ND	--	--	--	--	--	ND	--	--	ND	ND
Chloromethane	--	--	--	--	--	ND	R	ND	0.001 J	ND	ND	ND	ND	ND	--	--	ND	ND	--	--	--	--	--	ND	--	--	ND	ND
Cyclochexane	--	--	--	--	--	ND	R	ND	ND	ND	ND	ND	0.0006 J	ND	--	--	ND	ND	--	--	--	--	--	ND	--	--	ND	ND
Isopropylbenzene	--	--	--	--	--	ND	R	ND	ND	ND	ND	ND	ND	ND	--	--	ND	ND	--	--	--	--	--	ND	--	--	0.00048 J	ND
Methyl cyclohexane	--	--	--	--	--	ND	R	0.0009 JH	ND	ND	ND	ND	0.001 J	ND	--	--	ND	ND	--	--	--	--	--	ND	--	--	0.0031 J	ND
Tetrachloroethene	1.3	5.5	19	150	300	ND	R	0.001 JH	ND	ND	ND	ND	ND	ND	--	--	ND	ND	--	--	--	--	--	ND	--	--	ND	ND
Toluene	0.7	100	100	500	1000	ND	R	ND	0.0006 J	ND	ND	ND	0.001 J	ND	--	--	ND	ND	--	--	--	--	--	ND	--	--	ND	ND
Semi-Volatile Organic Compounds (SVOCs) - mg/Kg [4]																										
2-Methylnaphthalene	--	--	--	--	--	0.083	0.041 J	1.3	0.14 J	0.4	0.059	0.28	ND	ND	ND	ND	ND	ND	ND	0.052 J	ND	ND	ND	0.52	ND	0.089 J	0.043 J	ND
Acenaphthene	20	100	100	500	1000	0.036	0.009 J	ND	0.1	0.048 J	ND	0.012 J	ND	ND	ND	ND	ND	ND	0.09 J	0.025 J	ND	ND	ND	ND	ND	ND	ND	ND
Acenaphthylene	100	100	100	500	1000	0.042	0.015 J	0.063	0.76	0.026 J	ND	0.04	0.005 J	ND	ND	ND	ND	ND	ND	0.058 J	ND	ND	ND	ND	ND	ND	ND	ND
Anthracene	100	100	100	500	1000	0.1	0.036	0.091	1.6	0.098 J	0.01 J	0.047	0.013 J	0.048 J	ND	ND	ND	ND	0.11 J	0.11 J	ND	ND	ND	ND	ND	ND	ND	ND
Benzaldehyde	--	--	--	--	--	ND	ND	0.09 J	ND	ND	ND	ND	ND	ND	ND	ND	ND	ND	ND	0.074 J	ND	ND	ND	ND	0.11 J	0.094 J	ND	ND
Benzo(a)anthracene	1	1	1	5.6	11	0.39	0.091	0.25	3	0.41 J	0.011 J	0.17	0.022	0.25	0.05 J	0.17	ND	ND	0.25	0.44	ND	ND	0.12	0.043 J	ND	0.054 J	ND	ND
Benzo(a)pyrene	1	1	1	1	1.1	0.41	0.076	0.2	2.2	0.49	ND	0.17	0.024	0.31	0.064 J	0.16	ND	ND	0.24	0.49	ND	ND	0.13 J	ND	ND	0.056 J	ND	ND
Benzo(b)fluoranthene	1	1	1	5.6	11	0.53	0.11	0.29	2.3	0.6 J	0.014 J	0.29	0.045	0.4	0.083 J	0.19	ND	ND	0.28	0.58	ND	ND	0.17	0.038 J	ND	0.075 J	ND	ND
Benzo(ghi)perylene	100	100	100	500	1000	0.31	0.05	0.15	1.4	1.1 J	ND	0.17	0.04	0.46	0.056 J	0.094 J	ND	ND	0.13 J	0.31	ND	ND	0.08 J	ND	ND	0.044 J	ND	ND
Benzo(k)fluoranthene	0.8	1	3.9	56	110	0.24	0.046	0.12	1.1	0.25	0.005 J	0.11	0.015 J	0.11 J	ND	0.082 J	ND	ND	0.1 J	0.21	ND	ND	0.052 J	ND	ND	ND	ND	ND
Biphenyl	--	--	--	--	--	ND	0.024 J	0.19	ND	ND	ND	0.047	ND	ND	ND	ND	ND	ND	ND	ND	ND	ND	ND	0.068 J	ND	ND	ND	ND
Carbazole	--	--	--	--	--	0.055	ND	0.065	0.13 J	0.11 J	ND	0.03 J	ND	0.022 J	ND	ND	ND	ND	0.034 J	0.063 J	ND	ND	ND	ND	ND	ND	ND	ND
Chrysene	1	1	3.9	56	110	0.39	0.093	0.34	2.4	0.47 J	0.02 J	0.24	0.047	0.25	0.051 J	0.17	ND	ND	0.22	0.44	ND	ND	0.12	0.065 J	ND	0.062 J	ND	ND
Dibenzofuran	7	14	59	350	1000	0.048	0.024 J	0.45	0.2 J	0.14 J	0.026 J	0.1	ND	ND	ND	ND	ND	ND	0.045 J	0.045 J	ND	ND	ND	0.16 J	ND	0.033 J	0.019 J	ND
Dibenzo (a,h)anthracene	0.33	0.33	0.33	0.56	1.1	0.067	0.012 J	0.044	0.4	0.31	ND	0.043	0.006 J	0.069 J	ND	0.026 J	ND	ND	0.042 J	0.068 J	ND	ND	0.024 J	ND	ND	ND	ND	ND
Fluoranthene	100	100	100	500	1000	0.68	0.17	0.34	3.5	0.79 J	0.015 J	0.28	0.058	0.38	0.08 J	0.32	ND	ND	0.53	0.92	ND	ND	0.22	0.043 J	0.032 J	0.09 J	ND	ND
Fluorene	30	100	100	500	1000	0.031	0.014 J	0.046	0.5	0.039 J	0.009 J	0.021	0.006 J	ND	ND	ND	ND	ND	0.062 J	0.035 J	ND	ND	ND	ND	ND	ND	ND	ND
Indeno(1,2,3-cd)pyrene	0.5	0.5	0.5	5.6	11	0.27	0.046	0.11	1	0.42 J	ND	0.13	0.024	0.33	0.059 J	0.1 J	ND	ND	0.14 J	0.33	ND	ND	0.081 J	ND	ND	0.039 J	ND	ND
Naphthalene	12	100	100	500	1000	0.082	0.04	0.89	0.2	0.28	0.055	0.23	ND	ND	ND	ND	ND	ND	0.029 J	0.099 J	ND	ND	0.025 J	0.4	ND	0.1 J	0.15 J	ND
Phenanthrene	100	100	100	500	1000	0.46	0.17	0.92	2.2	0.68 J	0.044	0.27	0.054	0.22	ND	0.15	ND	ND	0.37	0.5	ND	ND	0.15	0.28	ND	0.095 J	0.024 J	ND
Pyrene	100	100	100	500	1000	0.74	0.17	0.39	3.9	0.71 J	0.021 J	0.27	0.057	0.33	0.072 J	0.27	ND	ND	0.45	0.82	ND	ND	0.19	0.048 J	0.027 J	0.08 J	ND	ND
m-Cresol	0.33	100	100	500	1000	ND	ND	0.068	0.16 J	ND	ND	ND	ND	ND	ND	ND	ND	ND	ND	ND	ND	ND	ND	ND	ND	ND	ND	ND
o-Cresol	0.33	100	100	500	1000	ND	ND	0.046 J	ND	ND	ND	ND	ND	ND	ND	ND	ND	ND	ND	ND	ND	ND	ND	ND	ND	ND	ND	ND
Total PAHs	--	--	--	--	--	4.861 J	1.189 J	5.544 J	26.7 J	7.121 J	0.263 J	2.773 J	0.416 J	3.157 J	0.515 J	1.732 J	ND	ND	3.043 J	5.487 J	ND	ND	1.362 J	1.437 J	0.059 J	0.784 J	0.217 J	ND
Total PCBs - mg/Kg [4]																												
Total PCBs	0.1	1	1	1	25	--	--	--	--	--	--	--	--	ND	--	--	ND	ND	--	--	--	--	--	ND	--	--	ND	ND
Total Metals - mg/Kg																												
Aluminum	--	--	--	--	--	15100 J	13600 J	9030 J	3830 J	13300 J	19400 J	8670 J	2540 J	6710	10100	6310	9790	9640	5690	5790	11400	8880	4960	5760	13600	5460	7350	4800
Antimony	--	--	--	--	--	ND	ND	ND	ND	ND	ND	1.92 J	ND	1.3 J	0.915 J	ND	ND	ND	ND	9.14	0.594 J	0.68 J	0.664 J	ND	0.498 J	0.552 J	ND	ND
Arsenic	13	16	16	16	16	4.9 J	3.88 J	4.92	5.56	6.3	2.55 J	16.8	3.12 J	9.14	4.68	4.33	5.57	3.23	6.9	6.62	3.46	2.94	3.5	4.16	3.17	5.66	3.6	1.63 J
Barium	350	350	400	400	10000	253 JH	113 JH	62.1 JH	30.3 JH	89.1 JH	180 JH	82.9 JH	22.7 JH	194	221	97.7	208	146	111	79.9	190	139	62.3	31.2	236	49.2	96	54.4
Beryllium	7.2	14	72	590	2700	1.06	0.972	0.854	ND	0.886	1.08	0.985	ND	0.41 J	0.553	0.307 J	0.42 J	0.427 J	0.252 J	0.27 J	0.574	0.431 J	0.234 J	0.288 J	0.664	0.223 J	0.33 J	0.209 J
Cadmium	2.5	2.5	4.3	9.3	60	1.06	0.867	1.03	1.24	0.675	0.743	1.52	0.555	ND	ND	ND	ND	ND	ND	ND	ND	ND	ND	ND	ND	ND	ND	ND
Calcium	--	--	--	--	--	21500 JH	8860 JH	12600 JH	173000 JH	23200 JH	55800 JH	18200 JH	189000 JH	26600	9500	24800	22100	40600	15100	8980	4310	2860	7670	10100	6390	11100	50100	34800
Chromium	30	36	180	1500	6800	29 JH	20.4 JH	14.9 JH	7.89 JH	18.3 JH	27.2 JH	23.8 JH	5.22 JH	12.2	14.9	10.5	16.6	15.2	14.2	10.3	16	14.4	10.7	7.68	16.9	13.5	11.8	8.25
Cobalt	--	--	--	--	--	10.3	9.77	5.04	2.49	7.37 J	11	8.25	1.46	6.67	10.7	6.05	6.47	10.1	6	7.2	7.57	7.94	5.17	3.78	9.82	5.06	6.82	5.12
Copper	50	270	270	270	10000	19.4 J	23.7 J	13.5 J	21.1 J	13.6 J	11.7 J	64.6 J	16.3 J	39.4	16.8	19.6	132	10.3	33.2	27.4	8.56	10.4	19	9.99	11.4	22.6	16.2	11.5
Iron	--	--	--	--	--	31500 JH	28400 JH	35200 JH	14100 JH	23500 JH	29700 JH	41800 JH	7140 JH	20600	26000	15300	18300	21800	23300	24200	21000	18100	16400	17700	23100	16900	16900	12200
Lead	63	400	400	1000	3900	225 J	141 J	20.8 J	69.5 J	16.6 JH	ND	119 J	52.6 J	366	180	167	254	14.3	133	197	13.6	6.32	60.1	17.5	19.5	81.3	6.47	3.85 J
Magnesium	--	--	--	--	--	12000 JH	4550 JH	7080 JH	92000 JH	8800 JH	9750 JH	10400 JH	94000 JH	10900	6290	10300	4950	7090	3460	2030	3880	3900	2940	5010	3930	2830	8010 J-	7430
Manganese	1600	2000	2000	10000	10000	536 JH	677 JH	337 JH	664 JH	354 JH	674 JH	514 JH	836 JH	466	1000	496	317	590	567	393	415	340	251	267	639	219	491	473
Mercury	0.18	0.81	0.81	2.8	5.7	1.29 JH	ND	ND	ND	ND	ND	0.268 JH	ND	0.396	0.088	0.29	2.67	ND	0.609	0.397	0.071 J	ND	0.483	ND	0.112	0.364	ND	ND
Nickel	30	140	310	310	10000	19.7 JH	20.1 JH	12.7 JH	6.22 JH	17 JH	25.4 JH	19.6 JH	4.1 JH	14.9	16	12.5	14.8	20.6	13.2	12.3	14.8	17	11	8.03	15.6	9.74	14.5	10.8
Potassium	--	--	--	--	--	3060 J	1910 J	1350 J	1650 J	3250 J	5290 J	1280 J	1500 J	664	1010	632	1170	1070	737	713	1260	968	654	575	1400	595	599	492
Selenium	30	36	180	1500	10000	ND	ND	ND	ND	ND	ND	ND	ND	1.13 J	0.533 J	ND	0.501 J	ND	1.24 J	1.47 J	ND	ND	ND	ND	0.321 J	0.271 J	ND	0.539 J
Silver	2	36	180	1500	6800	0.963 J	0.973 J	0.773 J	ND	ND	0.566 J	1.18 J	ND	ND	ND	ND	0.528 J	ND	ND	ND	ND	ND	ND	ND	ND	ND	ND	ND
Sodium	--	--	--	--	--	162	154	184	246	172	398	199	215	80.8 J	60.8 J	64.4 J	479	238	95.9 J	80.2 J	73.6 J	118 J	62.2 J	117 J	68.8 J	113 J	164 J	104 J
Thallium	--	--	--	--	--	ND	ND	ND	ND	ND	ND	ND	ND	ND	0.483 J	0.317 J	ND	ND	ND	0.41 J	ND	0.374 J	ND	ND	0.543 J	ND	ND	ND
Vanadium	--	--	--	--	--	35.4 JH	31.6 JH	23.1 JH	8.93 JH	32.2 J	36.8 JH	40.5 JH	4.68 JH	19.2	24.2	15.4	16.9	19.8	21.8	19.5	23.5	22.6	15.7	17.4	25	19.1	18.6	13.3 J
Zinc	109	2200	10000	10000	10000	141	113	57.9	193	55 J	57.6	166	104	267	107	138	141	55.1	106	180	58.3	38.4	54.1	30.9	65.7	72.6	36.2	27.8
Cyanide	27	27	27	27	10000	ND	ND	ND	ND	ND	ND	ND	ND	ND	--	--	ND	ND	--	--	--	--	--	ND	--	--	1.9 J-	ND
Pesticides - mg/Kg [4]																												
4,4'-DDD	0.0033	2.6	13	92	180	--	--	--	--	--	--	--	--	0.00186 J	--	--	ND	ND	--	--	--	--	--	ND	--	--	ND	ND
4,4'-DDT	0.0033	1.7	7.9	47	94	--	--	--	--	--	--	--	--	0.00215 J	--	--	ND	ND	--	--	--	--	--	ND	--	--	ND	ND
Herbicides - mg/Kg [4]																												
Herbicides	--	--	--	--	--	--	--	--	--	--	--	--	--	ND	--	--	ND	ND	--	--	--	--	--	ND	--	--	ND	ND

Notes:
1. Only those parameters detected at a minimum of one sample location are presented in this table; all other compounds were reported as non-detect.
2. Values per 6NYCRR Part 375 Unrestricted Use Soil Cleanup Objectives (SCOs), Table 375-6.8(a).
3. Values per 6NYCRR Part 375 Restricted Residential Use Soil Cleanup Objectives (SCOs), Table 375-6.8(b).
4. Sample results were reported by the laboratory in ug/kg and converted to mg/kg for comparisons to SCOs.
5. Sample taken from clay fill layer underlying foundry sand.

Definitions:
ND = Parameter not detected above laboratory detection limit.
"--" = No value available for the parameter, or the parameter was not analyzed for.
J = Estimated value; result is less than the sample quantitation limit but greater than zero.
H = Result biased high.
R = VOCs tested outside of holding time. Non-detects rejected.

BOLD	= Exceeds USCOs
BOLD	= Exceeds RRSCOs
BOLD	= Exceeds CSCOs
BOLD	= Exceeds ISCOs

BENCHMARK ENVIRONMENTAL ENGINEERING & SCIENCE, PLLC

TABLE 3

SUMMARY OF TB-01 SOIL/FILL DELINEATION SAMPLE ANALYTICAL RESULTS
ANALYSIS OF BROWNFIELD CLEANUP ALTERNATIVES
50 ELMWOOD AVENUE
LOCKPORT, NEW YORK

Parameter [1]	Unrestricted Use SCOs [2]	Residential Use SCOs [3]	Restricted Residential Use SCOs [3]	Commercial Use SCOs [3]	Industrial Use SCOs [3]	Delineation Sample			
						001-TP-01 1-3 FT	TB-01 N10 0.5 - 2 FT	TB-02 E10 0.3 - 1 FT	TB-01 S10 0.5 - 2 FT
						Fill	Fill	Fill	Fill
						2/11/2018	3/1/2021	3/1/2021	2/11/2018
Mercury - mg/Kg									
Mercury	**0.18**	**0.81**	**0.81**	**2.8**	**5.7**	**1.29 JH**	ND	**0.248**	ND

Notes:
1. Only those parameters detected at a minimum of one sample location are presented in this table; all other compounds were reported as non-detect.
2. Values per 6NYCRR Part 375 Unrestricted Use Soil Cleanup Objectives (SCOs), Table 375-6.8(a).
3. Values per 6NYCRR Part 375 Restricted Residential Use Soil Cleanup Objectives (SCOs), Table 375-6.8(b).

Definitions:
ND = Parameter not detected above laboratory detection limit.
J = Estimated value; result is less than the sample quantitation limit but greater than zero.
H = Result biased high.

BOLD	= Exceeds USCOs
BOLD	= Exceeds RRSCOs
BOLD	= Exceeds CSCOs
BOLD	= Exceeds ISCOs

BENCHMARK ENVIRONMENTAL ENGINEERING & SCIENCE, PLLC

TABLE 4

SUMMARY OF TB-04 SOIL/FILL SAMPLE DELINEATION ANALYTICAL RESULTS
ANALYSIS OF BROWNFIELD CLEANUP ALTERNATIVES
50 ELMWOOD AVENUE
LOCKPORT, NEW YORK

Parameter [1]	Unrestricted Use SCOs [2]	Residential Use SCOs [3]	Restricted Residential Use SCOs [3]	Commercial Use SCOs [3]	Industrial Use SCOs [3]	Delineation Sample Lovations					
						004-TB-04 1-3 FT	TB-04 N10 0.5 to 2.5 FT	TB-04 E10 0.5 to 1.2 FT	TB-04 W10 0.5 to 1.5 FT	TB-04 S10 1 to 2.5 FT	TB-04 S20 0.5 to 1.5 FT
						Fill	Fill	Fill	Fill	Fill	Fill
						2/11/2018	3/1/2021	3/1/2021	3/1/2021	3/1/2021	3/1/2021
Semi-Volatile Organic Compounds (SVOCs) - mg/Kg [4]											
2-Methylnaphthalene	--	--	--	--	--	0.14 J	NT	NT	NT	NT	NT
Acenaphthene	20	100	100	500	1000	0.1	0.28	ND	0.094 J	0.31	0.094 J
Acenaphthylene	100	100	100	500	1000	0.76	0.62	ND	ND	0.27	0.36
Anthracene	100	100	100	500	1000	1.6	1.6	ND	0.2	0.92	0.41
Benzaldehyde	--	--	--	--	--	ND	NT	NT	NT	NT	NT
Benzo(a)anthracene	1	1	1	5.6	11	**3**	**2.6**	0.092 J	0.75	**2.6**	**1.9**
Benzo(a)pyrene	1	1	1	1	1.1	**2.2**	**1.9**	0.076 J	0.74	**2.4**	**1.8**
Benzo(b)fluoranthene	1	1	1	5.6	11	**2.3**	**2.2**	0.094 J	0.82	**3**	**2.3**
Benzo(ghi)perylene	100	100	100	500	1000	1.4	0.8	0.082 J	0.51	1.7	1.1
Benzo(k)fluoranthene	0.8	1	3.9	56	110	**1.1**	**0.84**	0.041 J	0.3	**1**	**1**
Biphenyl	--	--	--	--	--	ND	NT	NT	NT	NT	NT
Carbazole	--	--	--	--	--	0.13 J	NT	NT	NT	NT	NT
Chrysene	1	1	3.9	56	110	**2.4**	**2.2**	0.084 J	0.79	**2.3**	2.1
Dibenzofuran	7	14	59	350	1000	0.2 J	NT	NT	NT	NT	NT
Dibenzo (a,h)anthracene	0.33	0.33	0.33	0.56	1.1	**0.4**	0.28	ND	0.11 J	**0.38**	0.31
Fluoranthene	100	100	100	500	1000	3.5	3.9	0.16	1.4	4.2	3.3
Fluorene	30	100	100	500	1000	0.5	0.81	ND	0.064 J	0.34	0.1 J
Indeno(1,2,3-cd)pyrene	0.5	0.5	0.5	5.6	11	**1**	**0.98**	0.056 J	0.49	**1.8**	**1.2**
Naphthalene	12	100	100	500	1000	0.2	0.44	0.056 J	0.088 J	0.37	0.24
Phenanthrene	100	100	100	500	1000	2.2	3.6	0.14	1.2	3	1.9
Pyrene	100	100	100	500	1000	3.9	3.5	1.6	1.6	4	2.8
m-Cresol	0.33	100	100	500	1000	0.16 J	NT	NT	NT	NT	NT
o-Cresol	0.33	100	100	500	1000	ND	NT	NT	NT	NT	NT
Total PAHs	--	--	--	--	--	26.7	26.55	2.481	9.156	28.59	20.914

Notes:
1. Only those parameters detected at a minimum of one sample location are presented in this table; all other compounds were reported as non-detect.
2. Values per 6NYCRR Part 375 Unrestricted Use Soil Cleanup Objectives (SCOs), Table 375-6.8(a).
3. Values per 6NYCRR Part 375 Restricted Residential Use Soil Cleanup Objectives (SCOs), Table 375-6.8(b).
4. Sample results were reported by the laboratory in ug/kg and converted to mg/kg for comparisons to SCOs.

Definitions:
ND = Parameter not detected above laboratory detection limit.
"--" = No value available for the parameter, or the parameter was not analyzed for.
J = Estimated value; result is less than the sample quantitation limit but greater than zero.

BOLD	= Exceeds USCOs
BOLD	= Exceeds RRSCOs
BOLD	= Exceeds CSCOs
BOLD	= Exceeds ISCOs

BENCHMARK ENVIRONMENTAL ENGINEERING & SCIENCE, PLLC

TABLE 5

SUMMARY OF TB-06 SOIL/FILL DELINEATION SAMPLE ANALYTICAL RESULTS
ANALYSIS OF BROWNFIELD CLEANUP ALTERNATIVES
50 ELMWOOD AVENUE
LOCKPORT, NEW YORK

Parameter [1]	Unrestricted Use SCOs [2]	Residential Use SCOs [3]	Restricted Residential Use SCOs [3]	Commercial Use SCOs [3]	Industrial Use SCOs [3]	Delineation Sample				
						007-TP-06 2-3 FT	TB-06 N10 0.5-2.5 FT	TB-06 E10 0.5 - 2 FT	TB-06 S10 1 - 2 FT	TB-06 W10 1 - 3 FT
						Fill	Fill	Fill	Fill	Fill
						2/11/2018	3/1/2021	3/1/2021	3/1/2021	2/11/2018
Arsenic - mg/Kg										
Arsenic	**13**	**16**	**16**	**16**	**16**	**16.8**	12.7	9.15	12.5	8.64

Notes:
1. Only those parameters detected at a minimum of one sample location are presented in this table; all other compounds were reported as non-detect.
2. Values per 6NYCRR Part 375 Unrestricted Use Soil Cleanup Objectives (SCOs), Table 375-6.8(a).
3. Values per 6NYCRR Part 375 Restricted Residential Use Soil Cleanup Objectives (SCOs), Table 375-6.8(b).

Definitions:
ND = Parameter not detected above laboratory detection limit.

BOLD	= Exceeds USCOs
BOLD	= Exceeds RRSCOs
BOLD	= Exceeds CSCOs
BOLD	= Exceeds ISCOs

BENCHMARK ENVIRONMENTAL ENGINEERING & SCIENCE, PLLC

TABLE 6

SUMMARY OF TP-9 SOIL/FILL DELINEATION SAMPLE ANALYTICAL RESULTS
ANALYSIS OF BROWNFIELD CLEANUP ALTERNATIVES
50 ELMWOOD AVENUE
LOCKPORT, NEW YORK

Parameter [1]	Unrestricted Use SCOs [2]	Residential Use SCOs [3]	Restricted Residential Use SCOs [3]	Commercial Use SCOs [3]	Industrial Use SCOs [3]	Delineation Sample				
						TP-9 4-5 FT	TP-9 N10 1-2 FT	TP-9 E10 0.5-2 FT	TP-9 S10 1-2 FT	TP-9 W10 1-2 FT
						Clay Fill	Fill	Fill	Fill	Fill
						9/30/2020	3/1/2021	3/1/2021	3/1/2021	3/1/2021
Mercury - mg/Kg										
Mercury	**0.18**	**0.81**	**0.81**	**2.8**	**5.7**	**2.67**	**0.404**	**0.192**	**0.463**	**0.402**

Notes:
1. Only those parameters detected at a minimum of one sample location are presented in this table; all other compounds were reported as non-detect.
2. Values per 6NYCRR Part 375 Unrestricted Use Soil Cleanup Objectives (SCOs), Table 375-6.8(a).
3. Values per 6NYCRR Part 375 Restricted Residential Use Soil Cleanup Objectives (SCOs), Table 375-6.8(b).

Definitions:
ND = Parameter not detected above laboratory detection limit.
J = Estimated value; result is less than the sample quantitation limit but greater than zero.
H = Result biased high.

BOLD	= Exceeds USCOs
BOLD	= Exceeds RRSCOs
BOLD	= Exceeds CSCOs
BOLD	= Exceeds ISCOs

BENCHMARK ENVIRONMENTAL ENGINEERING & SCIENCE, PLLC

TABLE 7

SUMMARY OF PHASE II GROUNDWATER ANALYTICAL RESULTS
ANALYSIS OF BROWNFIELDS CLEANUP ALTERNATIVES
50 ELMWOOD AVENUE
LOCKPORT, NEW YORK

PARAMETER[1]	GWQS[2] / NYSDEC Action Levels [3]	Phase II Sample Locations		
		010-TMW-A	011-TMW-B	012-TMW-C
		12/11/2018		
Volatile Organic Compounds (VOCs) - ug/L				
2-Butanone	**50**	ND	0.4 J	0.5 J
Benzene	**1**	ND	0.2 J	0.2 J
Carbon disulfide	**--**	ND	0.4 J	0.6 J
Toluene	**5**	ND	ND	0.2 J
Total VOCs	--	ND	1	1.5
Total TICs	--	ND	ND	ND
Total VOCs and TICs	--	ND	1	1.5
Semi-Volatile Organic Compounds (SVOCs) (ug/L)				
2-Methylnaphthalene	**--**	ND	0.3 J	ND
Acenaphthene	**20**	ND	0.1 J	ND
Acenaphthylene	**--**	ND	0.2 J	ND
Anthracene	**50**	ND	0.3 J	ND
Benzo(a)anthracene	**0.002**	ND	**1**	**0.1 J**
Benzo(a)pyrene	**0 (ND)**	ND	**2**	**0.1 J**
Benzo(b)fluoranthene	**0.002**	ND	**2**	**0.2 J**
Benzo(ghi)perylene	**--**	ND	1	ND
Benzo(k)fluoranthene	**0.002**	ND	**0.8**	ND
Chrysene	**0.002**	ND	**1**	**0.2 J**
Dibenzo(a,h)anthracene	**--**	ND	0.3 J	ND
Fluoranthene	**50**	ND	2	0.3 J
Fluorene	**50**	ND	0.1 J	ND
Indeno(1,2,3-cd)pyrene	**0.002**	ND	**1**	ND
Naphthalene	**10**	ND	0.3 J	ND
Phenanthrene	**50**	0.2 J	1	0.3 J
Pyrene	**50**	ND	2	0.3 J
Total SVOCs	**--**	0.2	15.4	1.5
Total TICs	**--**	ND	31 J	12 J
Total SVOCs and TICs	**--**	0.2	46.4	13.5

Notes:

1. Only those parameters detected at a minimum of one sample location are presented in this table; all other compounds were reported as non-detect.
2. Values per NYSDEC Division of Water Ambient Water Quality Standards and Guidance Values (GWQS/GV) and Groundwater Effluent Limitations - Class GA (TOGS 1.1

Definitions:

ND = Parameter not detected above laboratory detection limit.
"--" = Sample not analyzed for parameter or no GWQS/GV available for the parameter.
J = Estimated value; result is less than the sample quantitation limit but greater than zero.
Bold = Result exceeds GWQS/GV

BENCHMARK ENVIRONMENTAL ENGINEERING & SCIENCE, PLLC

TABLE 8

SUMMARY OF PHASE II SOIL VAPOR ANALYTICAL RESULTS
ANALYSIS OF BROWNFIELDS CLEANUP ALTERNATIVES
50 ELMWOOD AVENUE
LOCKPORT, NEW YORK

PARAMETER[1]	EPA BASE 90th Percentile for Outdoor Air	Phase II Sample Locations		
		014-SV-1	015-SV-2	016-OA-1
		12/11/2018		
Volatile Organic Compounds (VOCs) - ug/L				
1,2,4-Trimethylbenzene	**5.8**	1.8	1.6	ND
2-Butanone	**11.3**	3.8	ND	2.4
4-Ethyltoluene	**3**	1.4 JH	1.8	ND
Acetone	**43.7**	32	31 JH	7.6
Benzene	**6.6**	5.3	**78**	0.54
Carbon disulfide	**3.7**	**82**	**39 JH**	ND
Cis-1,2-Dichloroethene	**<1.8**	**3.4**	ND	ND
Cyclohexane	**--**	24	ND	ND
Ethanol	**57**	ND	ND	3.7
Ethylbenzene	**3.5**	1.4	**4.9**	ND
Heptane	**--**	70	1500 EJH	0.73
Hexane	**6.4**	**140**	**2800 EJH**	0.67
Propylbenzene	**--**	ND	1.2	ND
Tetrachloroethene	**6.5**	1.6	ND	ND
Toluene	**33.7**	5.1	22	0.95
Trichlorofluoromethane (Freon 11)	**4.3**	ND	ND	1.3
Vinyl Chloride	**<1.8**	**3.5**	ND	ND
p/m-Xylene	**12.8**	6.4	7	ND
o-Xylene	**4.6**	2.2	2.6	ND

Notes:

1. Only those parameters detected at a minimum of one sample location are presented in this table; all other compounds were reported as non-detect.
2. Values per NYSDOH "Final Guidance for Evaluating Soil Vapor Intrusion in the State of New York" 90th Percentiles of EPA Building Assessment and Survey Elevation (BASE) database for Outdoor Air (October 2006).

Definitions:

ND = Parameter not detected above laboratory detection limit.
"--" = Sample not analyzed for parameter or no GWQS/GV available for the parameter.
J = Estimated value; result is less than the sample quantitation limit but greater than zero.
H = The result is an estimated quantity, but the result may be biased high.
E = The result exceeds the instrument calibration range.

Bold = Result exceeds EPA 90th Percentiles

BENCHMARK ENVIRONMENTAL ENGINEERING & SCIENCE, PLLC

TABLE 9

ALTERNATIVE 2 - UNRESTRICTED USE CLEANUP COST ESTIMATE
ANALYSIS OF BROWNFIELDS CLEANUP ALTERNATIVES
50 ELMWOOD AVENUE
LOCKPORT, NEW YORK

Item	Quantity	Units	Unit Cost	Total Cost
Contractor Mobilization & Site Preparation				
Mobilization & Demobilzation	1	EST	$ 5,000	$ 5,000
Site Fencing (delivery, installation, tax)	1,200	LF	$ 12	$ 14,400
Removal of Surface Features (Guard Rails and Light Poles)	1	EST	$ 3,000	$ 3,000
				$ 22,400
Asphalt & Sub-Base Removal & Recycling				
Asphalt & Sub-Base Removal	3,501	CYDS	$ 3	$ 10,503
Asphalt & Sub-Base Transportion	5,601	TON	$ 7	$ 39,210
Asphalt & Sub-Base Tipping Fee (assumes 22 tons per load)	255	LOADS	$ 50	$ 12,731
				$ 62,444
Impacted Soil/Fill Removal & Sampling				
Waste Characterization Sampling	11	EA	$ 700	$ 7,700
Soil/Fill/ Excavation & Loading	10,503	CYDS	$ 3	$ 31,508
Soil/Fill Transportation & Disposal (Use as Daily Cover)	17,855	TON	$ 46	$ 821,319
Soil/Fill Removal Verification Sampling	120	EA	$ 350	$ 42,000
Data Validation	120	EA	$ 29	$ 3,480
				$ 906,007
Site Restoration				
No. 2 Crusher Run Stone Part 375 [1] Compliant Transport & Place	21,006	TON	$ 25	$ 525,140
Topsoil Part 375 [1] Compliant Transport & Place	2801	TON	$ 40	$ 112,030
Geotextile Fabric Purchase & Placement	94,525	Sq FT	0.25	$ 23,631
Backfill Characterization Sampling for Topsoil	2	EA	$ 2,000	$ 4,000
				$ 664,801
Remedial Oversight & CAMP Monitoring				$ -
Field Oversight	40	DAYS	$ 1,360	$ 54,400
CAMP Equipment	2	MONTHS	$ 1,440	$ 2,880
				$ 57,280
Final Engineering Report				
FER Preparation	1	EST	$ 15,000	**$ 15,000**
Subtotal:				**$ 1,727,932**
10% Contingency				**$ 172,793**
Total Cost				**$ 1,900,726**

Notes:

1. Per 6NYCRR 375-6.7(d)(ii)(b)

Construction activities unit costs should be confirmed with contractor selected to perform the work.

Benchmark's opinion of costs provided is made on the basis of the available data and Benchmark's experience with similar projects. Benchmark has no control over the cost of labor, materials, equipment or services furnished by others, or over contractor methods of determining prices, or over competitive bidding or market conditions. Benchmark does not guarantee that proposals, bids, unit quantities or actual Project cost will not vary from Benchmark's opinions of probable cost.

BENCHMARK ENVIRONMENTAL ENGINEERING & SCIENCE, PLLC

TABLE 10

ALTERNATIVE 3 - RESIDENTIAL USE CLEANUP COST ESTIMATE
ANALYSIS OF BROWNFIELDS CLEANUP ALTERNATIVES
50 ELMWOOD AVENUE
LOCKPORT, NEW YORK

Item	Quantity	Units	Unit Cost	Total Cost
Contractor Mobilization				
Mobilization & Demobilzation	1	EST	2,000	$ 2,000
				$ 2,000
Asphalt & Sub-Base Removal & Recycling				
Asphalt & Sub-Base Removal	Included Below	CYDS	$ 3	$ -
Asphalt & Sub-Base Transportion	190	TON	$ 7	$ 1,330
Asphalt & Sub-Base Tipping Fee (assumes 20-22 tons per load)	10	LOADS	$ 50	$ 500
				$ 1,830
Impacted Soil/Fill Removal & Sampling				
Soil/Fill/ Excavation & Loading	423	CYDS	$ 3	$ 1,269
Soil/Fill Transportation & Disposal (Use as Daily Cover)	719	TON	$ 46	$ 33,079
Soil/Fill Removal Verification Sampling	10	EA	$ 125	$ 1,250
				$ 35,598
Site Restoration				
No. 2 Crusher Run Part 375[2] Compliant Transport & Placed in Excavations	719	TON	$ 25	$ 17,978
				$ 17,978
Remedial Oversight & CAMP Monitoring				$ -
Field Oversight	5	DAYS	$ 1,360	$ 6,800
CAMP Equipment	0.5	MONTHS	$ 1,440	$ 720
				$ 7,520
Deed Restriction				
Attorney Fees	1	EST	$ 2,500	$ 2,500
Consultant Assistance	1	EST	$ 500	$ 500
				$ 3,000
Final Engineering Report & Site Management Plan				
FER & SMP Preparation	1	EST	$ 13,550	**$ 13,550**
Subtotal:				**$ 81,475**
10% Contingency				**$ 8,148**
Total Cost				**$ 89,620**

Notes:

1. Per 6NYCRR 375-6.7(d)(ii)(b)

Construction activities unit costs should be confirmed with contractor selected to perform the work.

Benchmark's opinion of costs provided is made on the basis of the available data and Benchmark's experience with similar projects. Benchmark has no control over the cost of labor, materials, equipment or services furnished by others, or over contractor methods of determining prices, or over competitive bidding or market conditions. Benchmark does not guarantee that proposals, bids, unit quantities or actual Project cost will not vary from Benchmark's opinions of probable

FIGURES

F:\CAD\Benchmark\Greater Lockport Development Corporation\ABCA\Figure 1; Site Location and Vicinity Map.dwg, 11/30/2020 1:06:22 PM

FIGURE 1

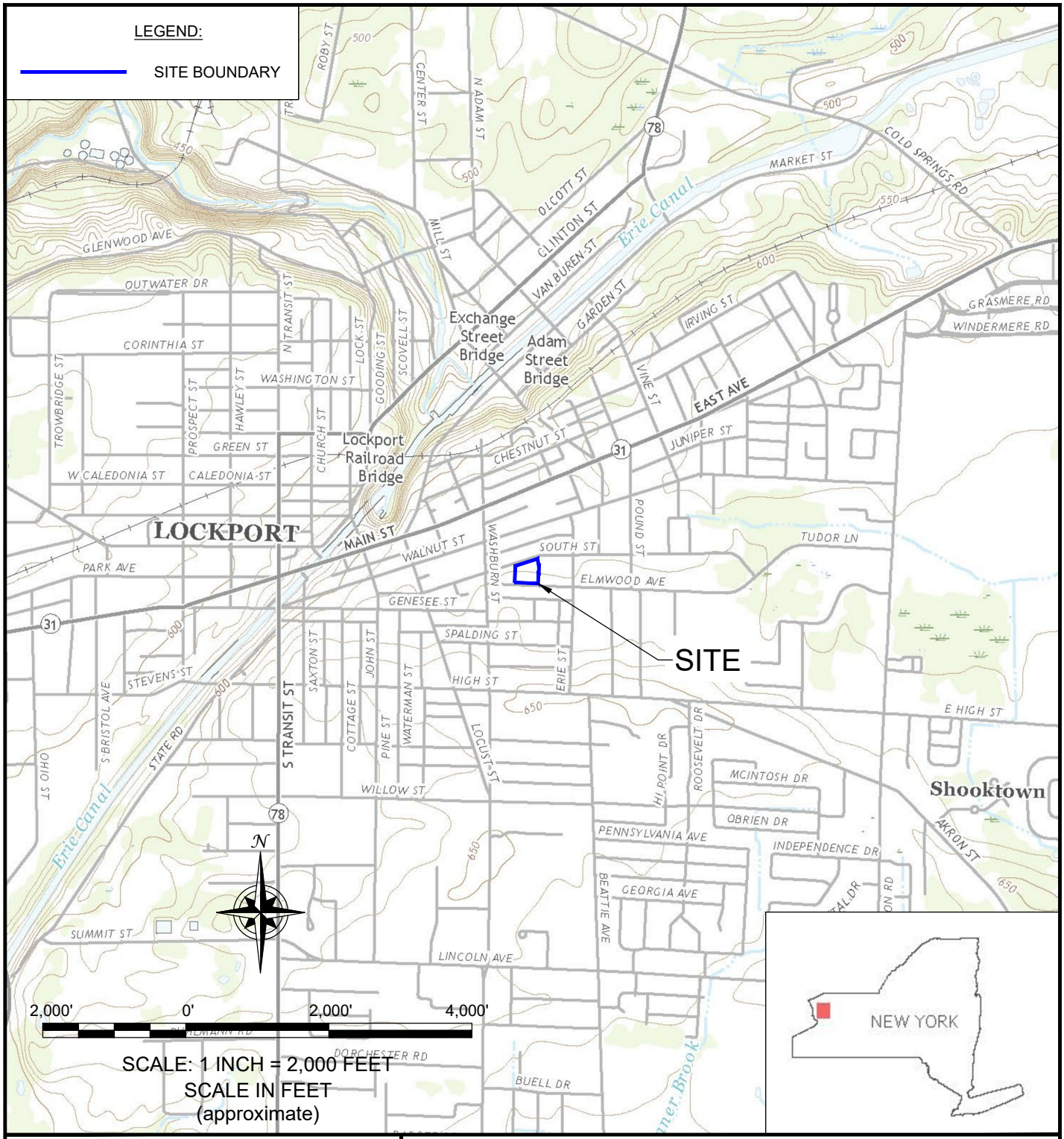

BENCHMARK ENVIRONMENTAL ENGINEERING & SCIENCE, PLLC
2558 HAMBURG TURNPIKE
SUITE 300
BUFFALO, NY 14218
(716) 856-0599

SITE LOCATION AND VICINITY MAP

ANALYSIS OF BROWNFIELD CLEANUP ALTERNATIVES

50 ELMWOOD AVENUE
LOCKPORT, NEW YORK

PREPARED FOR

GREATER LOCKPORT DEVELOPMENT CORPORATION AND NIAGARA COUNTY BROWNFIELD DEVELOPMENT CORPORATION

PROJECT NO.: 0535-020-001

DATE: NOVEMBER 2020

DRAFTED BY: CNK

DISCLAIMER:
PROPERTY OF BENCHMARK ENVIRONMENTAL ENGINEERING & SCIENCE, PLLC. IMPORTANT: THIS DRAWING PRINT IS LOANED FOR MUTUAL ASSISTANCE AND AS SUCH IS SUBJECT TO RECALL AT ANY TIME. INFORMATION CONTAINED HEREON IS NOT TO BE DISCLOSED OR REPRODUCED IN ANY FORM FOR THE BENEFIT OF PARTIES OTHER THAN NECESSARY SUBCONTRACTORS & SUPPLIERS WITHOUT THE WRITTEN CONSENT OF BENCHMARK ENVIRONMENTAL ENGINEERING & SCIENCE, PLLC.

DATE: NOVEMBER 2020
DRAFTED BY: CNK

SITE PLAN (AERIAL)

ANALYSIS OF BROWNFIELD CLEANUP ALTERNATIVES

50 EMWOOD AVENUE
LOCKPORT, NEW YORK

PREPARED FOR

GREATER LOCKPORT DEVELOPMENT CORPORATION AND NIAGARA COUNTY BROWNFIELD DEVELOPMENT CORPORATION

FIGURE 2

BENCHMARK ENVIRONMENTAL ENGINEERING & SCIENCE, PLLC
2558 HAMBURG TURNPIKE
SUITE 300
BUFFALO, NY 14218
(716) 856-0599

JOB NO.: 0535-020-001

DISCLAIMER:
PROPERTY OF BENCHMARK ENVIRONMENTAL ENGINEERING & SCIENCE, PLLC. IMPORTANT: THIS DRAWING PRINT IS LOANED FOR MUTUAL ASSISTANCE AND AS SUCH IS SUBJECT TO RECALL AT ANY TIME. INFORMATION CONTAINED HEREON IS NOT TO BE DISCLOSED OR REPRODUCED IN ANY FORM FOR THE BENEFIT OF PARTIES OTHER THAN NECESSARY SUBCONTRACTORS & SUPPLIERS WITHOUT THE WRITTEN CONSENT OF BENCHMARK ENVIRONMENTAL ENGINEERING & SCIENCE, PLLC.

F:\CAD\Benchmark\Greater Lockport Development Corporation\ABCA\Figure 3; Remedial Investigation Locations and Areas of Concern.dwg, 11/30/2020 1:21:38 PM

LEGEND:

- SITE BOUNDARY
- PARCEL BOUNDARY
- TB-02 — PHASE II TEST BORING LOCATION
- TB-01/TMW-A — PHASE II TEST BORING/TEMPORARY MONITORING WELL LOCATION
- SV-1 — PHASE II SOIL VAPOR LOCATION
- OA-1 — PHASE II OUTDOOR AIR LOCATION
- TP-1 — RI TEST PIT LOCATION

NOTES:
1. AERIAL IMAGE FROM GOOGLE EARTH PRO 2018.

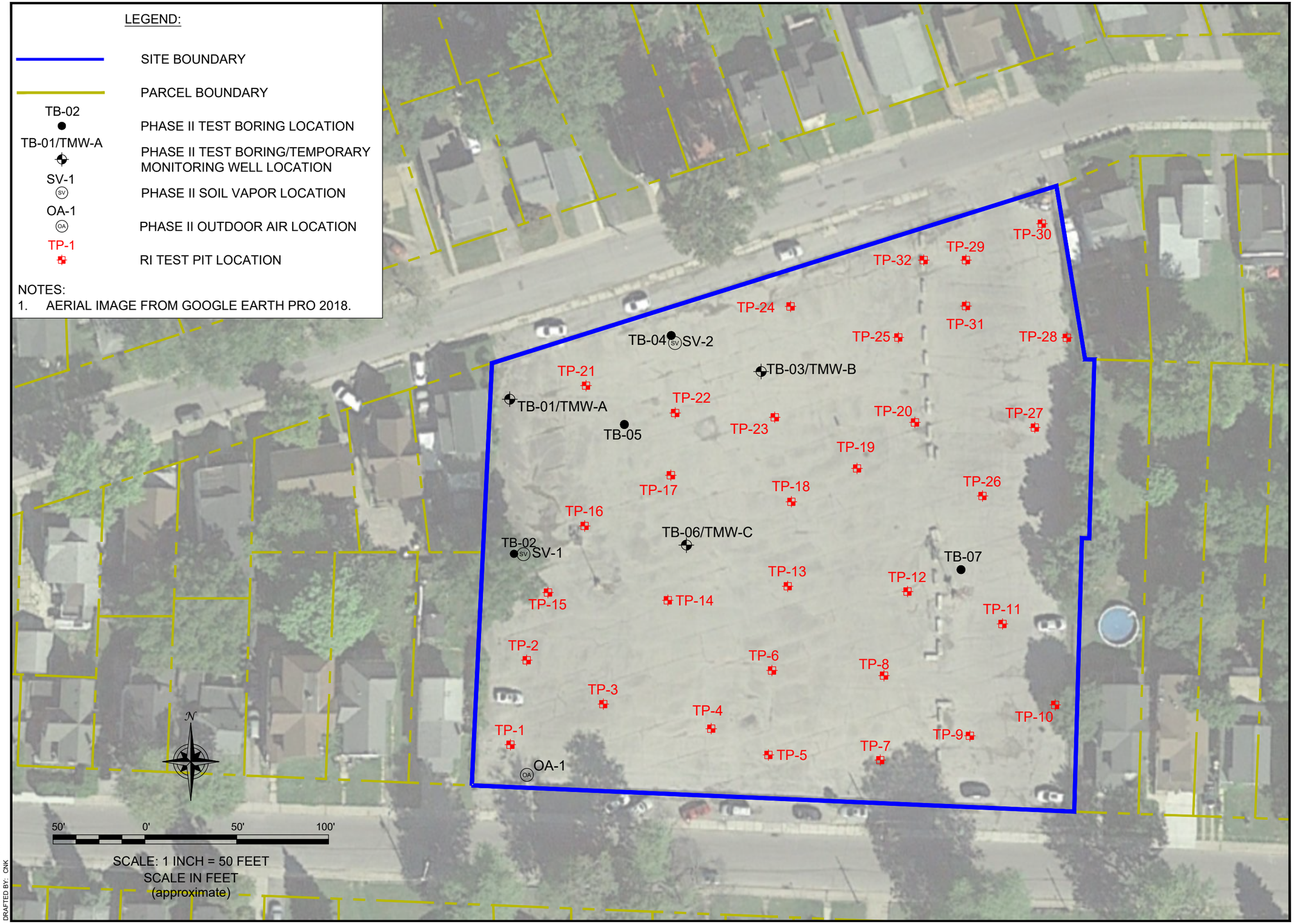

DATE: NOVEMBER 2020
DRAFTED BY: CNK

BENCHMARK
ENVIRONMENTAL ENGINEERING & SCIENCE, PLLC
2558 HAMBURG TURNPIKE
SUITE 300
BUFFALO, NY 14218
(716) 856-0599

JOB NO.: 0535-020-001

REMEDIAL INVESTIGATION LOCATIONS

ANALYSIS OF BROWNFIELD CLEANUP ALTERNATIVES

50 EMWOOD AVENUE
LOCKPORT, NEW YORK

PREPARED FOR

GREATER LOCKPORT DEVELOPMENT CORPORATION AND NIAGARA COUNTY BROWNFIELD DEVELOPMENT CORPORATION

FIGURE 3

DISCLAIMER:
PROPERTY OF BENCHMARK ENVIRONMENTAL ENGINEERING & SCIENCE, PLLC. IMPORTANT: THIS DRAWING PRINT IS LOANED FOR MUTUAL ASSISTANCE AND AS SUCH IS SUBJECT TO RECALL AT ANY TIME. INFORMATION CONTAINED HEREON IS NOT TO BE DISCLOSED OR REPRODUCED IN ANY FORM FOR THE BENEFIT OF PARTIES OTHER THAN NECESSARY SUBCONTRACTORS & SUPPLIERS WITHOUT THE WRITTEN CONSENT OF BENCHMARK ENVIRONMENTAL ENGINEERING & SCIENCE, PLLC.

F:\CAD\Benchmark\Greater Lockport Development Corporation\ABCA\Figure 4; Remedial Investigation Locations and 1909 Sanborn Map Overlay.dwg, 11/30/2020 1:22:09 PM

LEGEND:

- SITE BOUNDARY
- PARCEL BOUNDARY
- TB-02 — PHASE II TEST BORING LOCATION
- TB-01/TMW-A — PHASE II TEST BORING/TEMPORARY MONITORING WELL LOCATION
- SV-1 — PHASE II SOIL VAPOR LOCATION
- OA-1 — PHASE II OUTDOOR AIR LOCATION
- TP-1 — RI TEST PIT LOCATION

NOTES:
1. AERIAL IMAGE FROM GOOGLE EARTH PRO 2018.

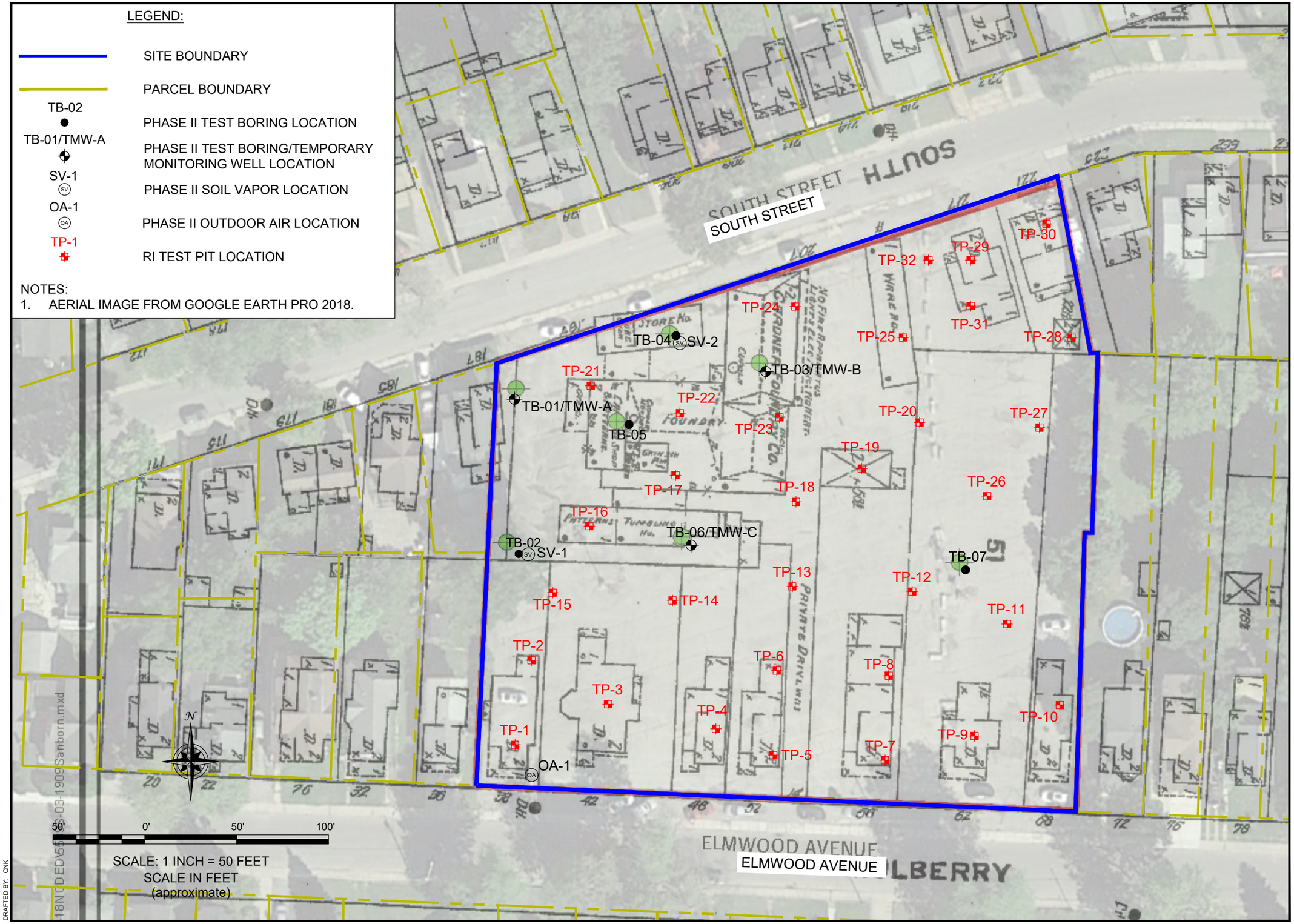

DATE: NOVEMBER 2020
DRAFTED BY: CNK

F:\CAD\Benchmark\Greater Lockport Development Corporation\ABCA\1909 Sanborn.mxd

BENCHMARK ENVIRONMENTAL ENGINEERING & SCIENCE, PLLC
2558 HAMBURG TURNPIKE
SUITE 300
BUFFALO, NY 14218
(716) 856-0599

JOB NO.: 0535-020-001

REMEDIAL INVESTIGATION LOCATIONS AND 1909 SANBORN MAP OVERLAY

ANALYSIS OF BROWNFIELD CLEANUP ALTERNATIVES

50 EMWOOD AVENUE
LOCKPORT, NEW YORK

PREPARED FOR

GREATER LOCKPORT DEVELOPMENT CORPORATION AND NIAGARA COUNTY BROWNFIELD DEVELOPMENT CORPORATION

FIGURE 4

DISCLAIMER:
PROPERTY OF BENCHMARK ENVIRONMENTAL ENGINEERING & SCIENCE, PLLC. IMPORTANT: THIS DRAWING PRINT IS LOANED FOR MUTUAL ASSISTANCE AND AS SUCH IS SUBJECT TO RECALL AT ANY TIME. INFORMATION CONTAINED HEREON IS NOT TO BE DISCLOSED OR REPRODUCED IN ANY FORM FOR THE BENEFIT OF PARTIES OTHER THAN NECESSARY SUBCONTRACTORS & SUPPLIERS WITHOUT THE WRITTEN CONSENT OF BENCHMARK ENVIRONMENTAL ENGINEERING & SCIENCE, PLLC.

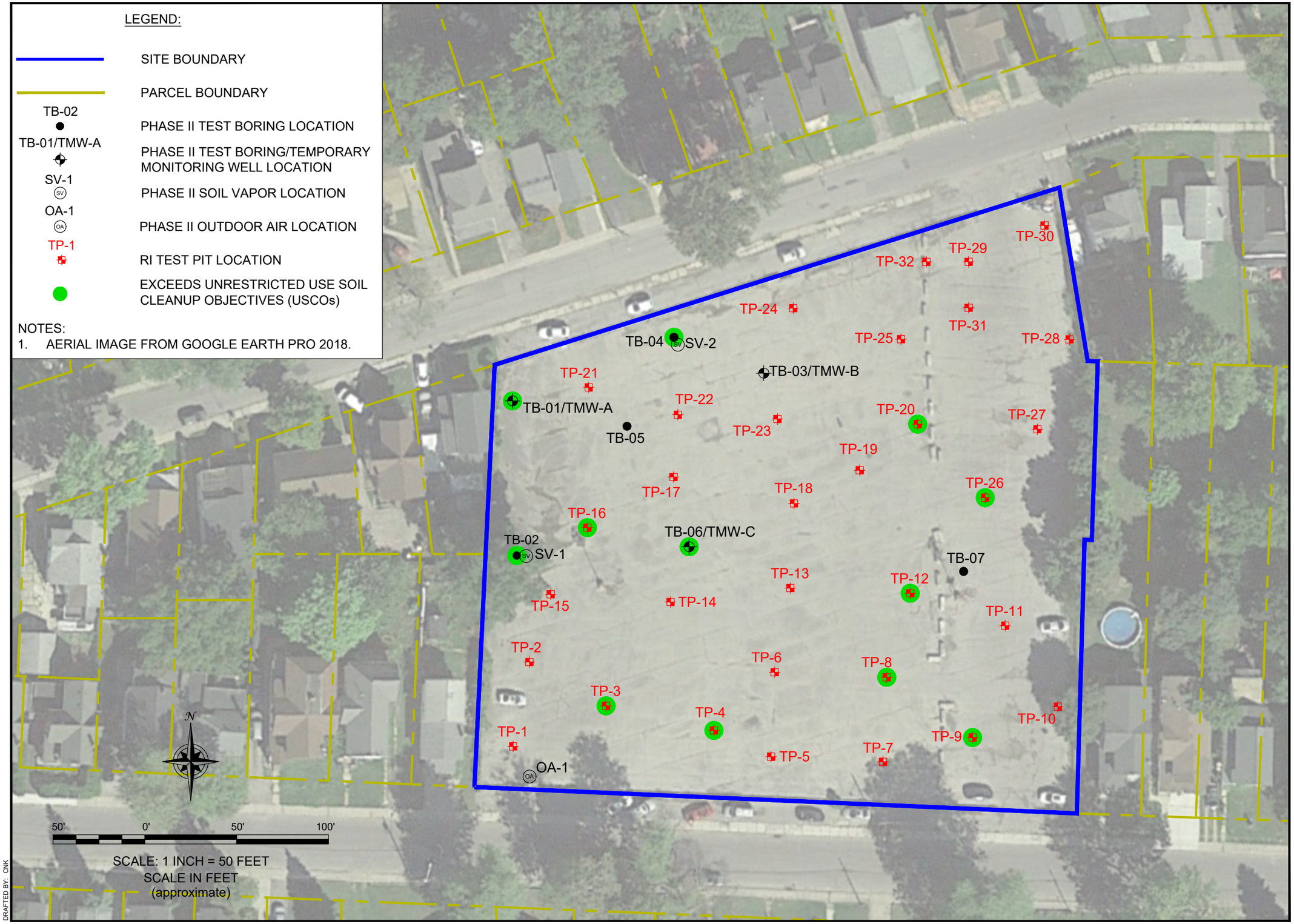

F:\CAD\Benchmark\Greater Lockport Development Corporation\ABCA\Figure 5; Remedial Investigation Locations with Unrestricted Use Exceedances.dwg, 11/30/2020 1:10:51 PM

DATE: NOVEMBER 2020
DRAFTED BY: CNK

BENCHMARK ENVIRONMENTAL ENGINEERING & SCIENCE, PLLC
2558 HAMBURG TURNPIKE
SUITE 300
BUFFALO, NY 14218
(716) 856-0599

JOB NO.: 0535-020-001

REMEDIAL INVESTIGATION LOCATIONS WITH UNRESTRICTED USE EXCEEDANCES

ANALYSIS OF BROWNFIELD CLEANUP ALTERNATIVES

50 EMWOOD AVENUE
LOCKPORT, NEW YORK

PREPARED FOR

GREATER LOCKPORT DEVELOPMENT CORPORATION AND NIAGARA COUNTY BROWNFIELD DEVELOPMENT CORPORATION

FIGURE 5

DISCLAIMER:
PROPERTY OF BENCHMARK ENVIRONMENTAL ENGINEERING & SCIENCE, PLLC. IMPORTANT: THIS DRAWING PRINT IS LOANED FOR MUTUAL ASSISTANCE AND AS SUCH IS SUBJECT TO RECALL AT ANY TIME. INFORMATION CONTAINED HEREON IS NOT TO BE DISCLOSED OR REPRODUCED IN ANY FORM FOR THE BENEFIT OF PARTIES OTHER THAN NECESSARY SUBCONTRACTORS & SUPPLIERS WITHOUT THE WRITTEN CONSENT OF BENCHMARK ENVIRONMENTAL ENGINEERING & SCIENCE, PLLC.

F:\CAD\Benchmark\Greater Lockport Development Corporation\ABCA\Figure 6; Hot Spot Locations with Restricted Residential Use Exceedances_REVMay21.dwg, 5/10/2021 3:58:17 PM

LEGEND:

- SITE BOUNDARY
- PARCEL BOUNDARY
- TB-02 — PHASE II TEST BORING LOCATION
- TB-01/TMW-A — PHASE II TEST BORING/TEMPORARY MONITORING WELL LOCATION
- SV-1 — PHASE II SOIL VAPOR LOCATION
- OA-1 — PHASE II OUTDOOR AIR LOCATION
- TP-1 — RI TEST PIT LOCATION
- HOTSPOT REMOVAL AREA
- EXCEEDS 6 NYCRR PART 375 RRSCOs
- EXCEEDS 6 NYCRR PART 375 ISCOs

NOTES:
1. AERIAL IMAGE FROM GOOGLE EARTH PRO 2018.

TB-04	MG/KG
BENZO(A)ANTHRACENE	3
BENZO(A)PYRENE	2.2
BENZO(B)FLUORANTHENE	2.3
DIBENZO(A,H)ANTHRACENE	0.4
INDENO(1,2,3-CD)PYRENE	1

TB-04 SVOC AREA
AREA (SQ. FT): 1,113
DEPTH (FT): 3
VOLUME (TONS): 210

TP-29 AREA
MAXIMUM PID: 266.3 PPM
AREA (SQ. FT): 400
DEPTH (FT): 8
VOLUME (TONS): 202

TB-01 MERCURY AREA
AREA (SQ. FT): 400
DEPTH (FT): 3
VOLUME (TONS):77

TB-01	MG/KG
MERCURY	1.29 JH

TB-06	MG/KG
ARSENIC	16.8

TB-06 ARSENIC AREA
AREA (SQ. FT): 400
DEPTH (FT): 4
VOLUME (TONS): 102

TP-9 MERCURY AREA
AREA (SQ. FT): 400
DEPTH (FT): 5
VOLUME (TONS):128

TP-9	MG/KG
MERCURY	2.67

TB-04, SV-2, TB-03/TMW-B, TB-01/TMW-A, TB-05, TB-06/TMW-C, TB-02, SV-1, TB-07, OA-1

TP-1, TP-2, TP-3, TP-4, TP-5, TP-6, TP-7, TP-8, TP-9, TP-10, TP-11, TP-12, TP-13, TP-14, TP-15, TP-16, TP-17, TP-18, TP-19, TP-20, TP-21, TP-22, TP-23, TP-24, TP-25, TP-26, TP-27, TP-28, TP-29, TP-30, TP-31, TP-32

N

50' 0' 50' 100'

SCALE: 1 INCH = 50 FEET
SCALE IN FEET
(approximate)

DATE: MAY 2021
DRAFTED BY: CNK

BENCHMARK ENVIRONMENTAL ENGINEERING & SCIENCE, PLLC
2558 HAMBURG TURNPIKE
SUITE 300
BUFFALO, NY 14218
(716) 856-0599

JOB NO.: 0535-020-001

HOT SPOT LOCATIONS WITH RESTRICTED RESIDENTIAL USE EXCEEDANCES

ANALYSIS OF BROWNFIELD CLEANUP ALTERNATIVES

50 EMWOOD AVENUE
LOCKPORT, NEW YORK

PREPARED FOR

GREATER LOCKPORT DEVELOPMENT CORPORATION AND NIAGARA COUNTY BROWNFIELD DEVELOPMENT CORPORATION

FIGURE 6

DISCLAIMER:
PROPERTY OF BENCHMARK ENVIRONMENTAL ENGINEERING & SCIENCE, PLLC. IMPORTANT: THIS DRAWING PRINT IS LOANED FOR MUTUAL ASSISTANCE AND AS SUCH IS SUBJECT TO RECALL AT ANY TIME. INFORMATION CONTAINED HEREON IS NOT TO BE DISCLOSED OR REPRODUCED IN ANY FORM FOR THE BENEFIT OF PARTIES OTHER THAN NECESSARY SUBCONTRACTORS & SUPPLIERS WITHOUT THE WRITTEN CONSENT OF BENCHMARK ENVIRONMENTAL ENGINEERING & SCIENCE, PLLC.

APPENDIX A

PREVIOUS INVESTIGATIONS

APPENDIX B

TEST PIT LOGS

TEST PIT EXCAVATION LOG

Project No: 0535-020-001 ***Test Pit I.D.:*** TP-1

Project: 50 Elmwood Avenue ***Logged By:*** CNK

Client: Greater Lockport Development Corporation ***Checked By:*** CZB

Site Location: Lockport, New York

Benchmark Environmental Engineering & Science, PLLC
2558 Hamburg Turnpike, Suite 300
Buffalo, NY 14218
(716) 856-0599

SUBSURFACE PROFILE

Depth (fbgs)	Elev. /Depth	Description (ASTM D2488: Visual-Manual Procedure)	Lithologic Symbol	PID VOCs (ppm)	Lab Sample	Remarks
0.0	0.0	Ground Surface				
	0.0	***Asphalt***				
	0.3	***Gravel Subbase*** Tan, dry, mostly fine sand and gravel.		0.0		
	1.0	***Fill*** Reddish brown, moist, mostly fine sand with some clay, limestone block and trace gravel, brick, concrete, ceramic tile. Concrete slab observed at 4 fbgs		0.0		
	4.0	***Native Sandy Lean Clay*** Reddish brown, moist, mostly lean clay with some sand.		0.0		
5.0	5.0	End of Test Pit				
10.0						

PID VOCs scale: 0 25 50 75 100 ppm

Excavated By: Dig It of New York, LLC ***Length: 8 FT*** ***Depth to Water: None***
Excavator Type: CAT 320 Excavator ***Width: 3 FT*** ***Visual Impacts: None***
Excavation Date(s): September 30, 2020 ***Depth: 5 FT*** ***Olfactory Observations: None***
Comments: Concrete foundation at 4 fbgs.

TEST PIT EXCAVATION LOG

Project No: 0535-020-001

Project: 50 Elmwood Avenue

Client: Greater Lockport Development Corporation

Site Location: Lockport, New York

Test Pit I.D.: TP-2

Logged By: CNK

Checked By: CZB

Benchmark Environmental Engineering & Science, PLLC
2558 Hamburg Turnpike, Suite 300
Buffalo, NY 14218
(716) 856-0599

SUBSURFACE PROFILE

Depth (fbgs)	Elev. /Depth	Description (ASTM D2488: Visual-Manual Procedure)	Lithologic Symbol	PID VOCs (ppm)	Lab Sample	Remarks
0.0	0.0	Ground Surface				
	0.0	***Asphalt***				
	0.3	***Gravel Subbase*** Tan, dry, mostly fine sand and gravel.		0.0		
	1.5	***Fill*** Reddish brown, moist, mostly fine sand with some clay, ash and trace gravel.		0.0		
	3.0	***Fill*** Dark grey/reddish brown, moist, mostly reworked clay with some sand and roots.		0.0		
	4.0	***Native Sandy Lean Clay*** Reddish brown, moist, mostly lean clay with some sand.		0.0		
5.0	5.0	End of Test Pit				
10.0						

PID VOCs ppm scale: 0 25 50 75 100

Excavated By: Dig It of New York, LLC
Excavator Type: CAT 320 Excavator
Excavation Date(s): September 30, 2020
Comments:

Length: 8 FT
Width: 3 FT
Depth: 5 FT

Depth to Water: None
Visual Impacts: None
Olfactory Observations: None

TEST PIT EXCAVATION LOG

Project No: 0535-020-001

Project: 50 Elmwood Avenue

Client: Greater Lockport Development Corporation

Site Location: Lockport, New York

Test Pit I.D.: TP-3

Logged By: CNK

Checked By: CZB

Benchmark Environmental Engineering & Science, PLLC
2558 Hamburg Turnpike, Suite 300
Buffalo, NY 14218
(716) 856-0599

SUBSURFACE PROFILE

Depth (fbgs)	Elev. /Depth	Description (ASTM D2488: Visual-Manual Procedure)	Lithologic Symbol	PID VOCs (ppm)	Lab Sample	Remarks
0.0	0.0	Ground Surface				
	0.0	***Asphalt***				
	0.3	***Gravel Subbase*** Tan, dry, mostly fine sand and gravel.		0.0		
	1.5	***Fill*** Reddish brown/black, moist, mostly fine sand with some clay and trace gravel, brick, ash. Brick layer at 3-4 fbgs.		0.0	1.5-4 FT	
	4.0	***Native Sandy Lean Clay*** Reddish brown, moist, mostly lean clay with some sand.		0.0		
5.0	5.0	End of Test Pit				
10.0						

PID VOCs scale: 0 25 50 75 100 ppm

Excavated By: ***Dig It of New York, LLC***
Excavator Type: ***CAT 320 Excavator***
Excavation Date(s): ***September 30, 2020***
Comments:

Length: ***24 FT***
Width: ***3 FT***
Depth: ***5 FT***

Depth to Water: ***None***
Visual Impacts: ***None***
Olfactory Observations: ***None***

TEST PIT EXCAVATION LOG

Project No: 0535-020-001 ***Test Pit I.D.:*** TP-4

Project: 50 Elmwood Avenue ***Logged By:*** CNK

Client: Greater Lockport Development Corporation ***Checked By:*** CZB

Site Location: Lockport, New York

Benchmark Environmental Engineering & Science, PLLC
2558 Hamburg Turnpike, Suite 300
Buffalo, NY 14218
(716) 856-0599

SUBSURFACE PROFILE

Depth (fbgs)	Elev. /Depth	Description (ASTM D2488: Visual-Manual Procedure)	Lithologic Symbol	PID VOCs (ppm)	Lab Sample	Remarks
0.0	0.0	Ground Surface				
	0.0	***Asphalt***				
	0.3	***Gravel Subbase*** Tan, dry, mostly fine sand and gravel.		0.0		
		Fill Dark grey/reddish brown, moist, mostly reworked clay with some sand and trace brick, concrete. Little water coming in from unknown source at 1 fbgs.		0.0	0.5-2.5 FT	
	2.5	***Native Sandy Lean Clay*** Reddish brown, moist, mostly lean clay with some sand.		0.0		
	3.5	End of Test Pit				
5.0						
10.0						

Excavated By: Dig It of New York, LLC ***Length: 8 FT*** ***Depth to Water: None***
Excavator Type: CAT 320 Excavator ***Width: 3 FT*** ***Visual Impacts: None***
Excavation Date(s): September 30, 2020 ***Depth: 3.5 FT*** ***Olfactory Observations: None***
Comments: Little water coming in from sand fill layer.

TEST PIT EXCAVATION LOG

Project No: 0535-020-001

Project: 50 Elmwood Avenue

Client: Greater Lockport Development Corporation

Site Location: Lockport, New York

Test Pit I.D.: TP-5

Logged By: CNK

Checked By: CZB

Benchmark Environmental Engineering & Science, PLLC
2558 Hamburg Turnpike, Suite 300
Buffalo, NY 14218
(716) 856-0599

SUBSURFACE PROFILE

Depth (fbgs)	Elev. /Depth	Description (ASTM D2488: Visual-Manual Procedure)	Lithologic Symbol	PID VOCs (ppm)	Lab Sample	Remarks
0.0	0.0	Ground Surface				
	0.0	***Asphalt***				
	0.3	***Gravel Subbase*** Tan, dry, mostly fine sand and gravel.		0.0		
	1.0	***Fill*** Dark grey/reddish brown, moist, mostly reworked clay with some sand and trace brick, concrete, limestone block.		0.0		
	3.0	***Native Sandy Lean Clay*** Reddish brown, moist, mostly lean clay with some sand.		0.0		
	4.0	End of Test Pit				
5.0						
10.0						

PID VOCs scale: 0 25 50 75 100 ppm

Excavated By: ***Dig It of New York, LLC***
Excavator Type: ***CAT 320 Excavator***
Excavation Date(s): ***September 30, 2020***
Comments:

Length: ***10 FT***
Width: ***3 FT***
Depth: ***4 FT***

Depth to Water: ***None***
Visual Impacts: ***None***
Olfactory Observations: ***None***

TEST PIT EXCAVATION LOG

Project No: 0535-020-001

Project: 50 Elmwood Avenue

Client: Greater Lockport Development Corporation

Site Location: Lockport, New York

Test Pit I.D.: TP-6

Logged By: CNK

Checked By: CZB

Benchmark Environmental Engineering & Science, PLLC
2558 Hamburg Turnpike, Suite 300
Buffalo, NY 14218
(716) 856-0599

SUBSURFACE PROFILE

Depth (fbgs)	Elev. /Depth	Description (ASTM D2488: Visual-Manual Procedure)	Lithologic Symbol	PID VOCs (ppm)	Lab Sample	Remarks
0.0	0.0	Ground Surface				
	0.0	***Asphalt***				
	0.3	***Gravel Subbase*** Tan, dry, mostly fine sand and gravel.		0.0		
	1.5	***Fill*** Brown/black, moist, mostly fine sand with some clay and trace gravel, brick, ceramic tile.		0.0		
	2.1	***Fill*** Dark grey/reddish brown, moist, mostly reworked clay with some sand.		0.0		
	4.0	***Native Sandy Lean Clay*** Reddish brown, moist, mostly lean clay with some sand.		0.0		
5.0	5.0	End of Test Pit				
10.0						

PID VOCs ppm scale: 0 25 50 75 100

Excavated By: ***Dig It of New York, LLC***
Excavator Type: ***CAT 320 Excavator***
Excavation Date(s): ***September 30, 2020***
Comments:

Length: ***8 FT***
Width: ***3 FT***
Depth: ***5 FT***

Depth to Water: ***None***
Visual Impacts: ***None***
Olfactory Observations: ***None***

TEST PIT EXCAVATION LOG

Project No: 0535-020-001

Project: 50 Elmwood Avenue

Client: Greater Lockport Development Corporation

Site Location: Lockport, New York

Test Pit I.D.: TP-7

Logged By: CNK

Checked By: CZB

Benchmark Environmental Engineering & Science, PLLC
2558 Hamburg Turnpike, Suite 300
Buffalo, NY 14218
(716) 856-0599

SUBSURFACE PROFILE

Depth (fbgs)	Elev. /Depth	Description (ASTM D2488: Visual-Manual Procedure)	Lithologic Symbol	PID VOCs (ppm)	Lab Sample	Remarks
0.0	0.0	Ground Surface				
	0.0	***Asphalt***				
	0.3	***Gravel Subbase*** Tan, dry, mostly fine sand and gravel.		0.0		*Opened test pit 2 ft to the south, increasing width to 5 ft to observe soil outside of the former structure. This fill layer was no longer present, the entire depth consisted of fill as described from 2.5-4 fbgs.*
	1.0	***Fill*** Reddish brown, moist, mostly fine sand with some clay and trace gravel. Piled limestone block on South wall.		0.0		
	2.5	***Fill*** Dark grey/reddish brown, moist, mostly reworked clay with some sand.		0.0		
	4.0	***Native Sandy Lean Clay*** Reddish brown, moist, mostly lean clay with some sand.		0.0		
5.0	5.0	End of Test Pit				
10.0						

Excavated By: Dig It of New York, LLC
Excavator Type: CAT 320 Excavator
Excavation Date(s): September 30, 2020
Comments: Piled Limestone block at 1 - 2.5 fbgs

Length: 8 FT
Width: 5 FT
Depth: 5 FT

Depth to Water: None
Visual Impacts: None
Olfactory Observations: None

TEST PIT EXCAVATION LOG

Project No: 0535-020-001
Project: 50 Elmwood Avenue
Client: Greater Lockport Development Corporation
Site Location: Lockport, New York

Test Pit I.D.: TP-8
Logged By: CNK
Checked By: CZB

Benchmark Environmental Engineering & Science, PLLC
2558 Hamburg Turnpike, Suite 300
Buffalo, NY 14218
(716) 856-0599

SUBSURFACE PROFILE

Depth (fbgs)	Elev. /Depth	Description (ASTM D2488: Visual-Manual Procedure)	Lithologic Symbol	PID VOCs (ppm)	Lab Sample	Remarks
0.0	0.0	Ground Surface				
	0.0	***Asphalt***				
	0.3	***Gravel Subbase*** Tan, dry, mostly fine sand and gravel.		0.0		
	1.0	***Fill*** Brown/black, moist, mostly fine sand with some clay.		0.1	1-1.5 FT	
	1.5	***Fill*** Dark grey/reddish brown, moist, mostly fine sand with some clay, large limestone block fragments and trace gravel, brick, ash, ceramic tile, wood.		0.0		
	3.0	***Native Sandy Lean Clay*** Reddish brown, moist, mostly lean clay with some sand.		0.0		
	4.0	End of Test Pit				
5.0						
10.0						

PID VOCs scale: 0 25 50 75 100 ppm

Excavated By: *Dig It of New York, LLC*
Excavator Type: *CAT 320 Excavator*
Excavation Date(s): *September 30, 2020*
Comments:

Length: *8 FT*
Width: *3 FT*
Depth: *4 FT*

Depth to Water: *None*
Visual Impacts: *None*
Olfactory Observations: *None*

TEST PIT EXCAVATION LOG

Project No: 0535-020-001
Project: 50 Elmwood Avenue
Client: Greater Lockport Development Corporation
Site Location: Lockport, New York

Test Pit I.D.: TP-9
Logged By: CNK
Checked By: CZB

Benchmark Environmental Engineering & Science, PLLC
2558 Hamburg Turnpike, Suite 300
Buffalo, NY 14218
(716) 856-0599

SUBSURFACE PROFILE

Depth (fbgs)	Elev. /Depth	Description (ASTM D2488: Visual-Manual Procedure)	Lithologic Symbol	PID VOCs (ppm)	Lab Sample	Remarks
0.0	0.0	Ground Surface				
	0.0	***Asphalt***				
	0.3	***Gravel Subbase*** Tan, dry, mostly fine sand and gravel.		0.0		
		Fill Reddish brown/black, moist, mostly fine sand with some sand and trace gravel.				
				0.0		
	4.0	***Fill*** Dark grey/reddish brown, moist, mostly reworked clay with some sand, wood and trace metal.		21.8	4-5 FT	
5.0	5.0	***Native Sandy Lean Clay*** Reddish brown, moist, mostly lean clay with some sand.		0.0	5-6 FT	
	6.0	End of Test Pit				
10.0						

PID VOCs scale: 0 25 50 75 100 ppm

Excavated By: Dig It of New York, LLC
Excavator Type: CAT 320 Excavator
Excavation Date(s): September 30, 2020
Comments:

Length: 8 FT
Width: 3 FT
Depth: 6 FT

Depth to Water: None
Visual Impacts: None
Olfactory Observations: Slight odor at 4 - 5 fbgs

TEST PIT EXCAVATION LOG

Project No: 0535-020-001

Project: 50 Elmwood Avenue

Client: Greater Lockport Development Corporation

Site Location: Lockport, New York

Test Pit I.D.: TP-10

Logged By: CNK

Checked By: CZB

Benchmark Environmental Engineering & Science, PLLC
2558 Hamburg Turnpike, Suite 300
Buffalo, NY 14218
(716) 856-0599

SUBSURFACE PROFILE

Depth (fbgs)	Elev. /Depth	Description (ASTM D2488: Visual-Manual Procedure)	Lithologic Symbol	PID VOCs (ppm)	Lab Sample	Remarks
0.0	0.0	Ground Surface				
	0.0	***Asphalt***		0.0		
	0.3	***Gravel Subbase*** Tan, dry, mostly fine sand and gravel.		0.0		
	1.0	***Fill*** Reddish brown/black, moist, mostly fine sand with some clay, and trace gravel, concrete, metal.		0.0		
		Fill Light brown, mostly fine to medium sand, with some clay, limestone block and trace gravel. Concrete slab at 4.5 fbgs.		0.0		
5.0	4.5	***Native Sandy Lean Clay*** Reddish brown, moist, mostly lean clay with some sand.		0.0		
	5.5	End of Test Pit				
10.0						

Excavated By: Dig It of New York
Excavator Type: CAT 320 Excavator
Excavation Date(s): October 1, 2020
Comments: Concrete slab at 4.5 fbgs.

Length: 8 FT
Width: 3 FT
Depth: 5.5 FT

Depth to Water: None
Visual Impacts: None
Olfactory Observations: None

TEST PIT EXCAVATION LOG

Project No: 0535-020-001
Project: 50 Elmwood Avenue
Client: Greater Lockport Development Corporation
Site Location: Lockport, New York

Test Pit I.D.: TP-11
Logged By: CNK
Checked By: CZB

BENCHMARK ENVIRONMENTAL ENGINEERING & SCIENCE, PLLC

Benchmark Environmental Engineering & Science, PLLC
2558 Hamburg Turnpike, Suite 300
Buffalo, NY 14218
(716) 856-0599

SUBSURFACE PROFILE

Depth (fbgs)	Elev. /Depth	Description (ASTM D2488: Visual-Manual Procedure)	Lithologic Symbol	PID VOCs (ppm)	Lab Sample	Remarks
		Ground Surface				
0.0	0.0	***Asphalt***				
	0.3	***Gravel Subbase*** Tan, dry, mostly fine sand and gravel.		0.0		
	1.5	***Fill*** Dark grey/reddish brown, moist, mostly reworked clay with some sand.		0.0		
	3.5	***Native Sandy Lean Clay*** Reddish brown, moist, mostly lean clay with some sand.		0.0		
	4.5	End of Test Pit				
5.0						
10.0						

Excavated By: Dig It of New York, LLC
Excavator Type: CAT 320 Excavator
Excavation Date(s): October 1, 2020
Comments:

Length: 8 FT
Width: 3 FT
Depth: 4.5 FT

Depth to Water: None
Visual Impacts: None
Olfactory Observations: None

TEST PIT EXCAVATION LOG

Project No: 0535-020-001 ***Test Pit I.D.:*** TP-12

Project: 50 Elmwood Avenue ***Logged By:*** CNK

Client: Greater Lockport Development Corporation ***Checked By:*** CZB

Site Location: Lockport, New York

Benchmark Environmental Engineering & Science, PLLC
2558 Hamburg Turnpike, Suite 300
Buffalo, NY 14218
(716) 856-0599

SUBSURFACE PROFILE

Depth (fbgs)	Elev. /Depth	Description (ASTM D2488: Visual-Manual Procedure)	Lithologic Symbol	PID VOCs (ppm)	Lab Sample	Remarks
0.0		Ground Surface				
	0.0	***Asphalt***				
	0.3	***Gravel Subbase*** Tan, dry, mostly fine sand and gravel.		0.0		
	1.0	***Fill*** Brown/black moist, mostly fine sand with some clay and trace gravel, ceramic, concrete, ash. Layer of light brown fine sand with clay within. 2-inch diameter pipe at 2.5 fbgs.		0.0	1-3 FT	
	3.0	***Native Sandy Lean Clay*** Reddish brown, moist, mostly lean clay with some sand.		0.0		
	4.0	End of Test Pit				
5.0						
10.0						

PID VOCs ppm: 0 25 50 75 100

Excavated By: Dig It of New York, LLC ***Length: 8 FT*** ***Depth to Water: None***
Excavator Type: CAT 320 Excavator ***Width: 3 FT*** ***Visual Impacts: None***
Excavation Date(s): October 1, 2020 ***Depth: 4 FT*** ***Olfactory Observations: None***
Comments: 2-inch diameter pipe at 2.5 fbgs

TEST PIT EXCAVATION LOG

Project No: 0535-020-001 ***Test Pit I.D.:*** TP-13

Project: 50 Elmwood Avenue ***Logged By:*** CNK

Client: Greater Lockport Development Corporation ***Checked By:*** CZB

Site Location: Lockport, New York

Benchmark Environmental Engineering & Science, PLLC
2558 Hamburg Turnpike, Suite 300
Buffalo, NY 14218
(716) 856-0599

SUBSURFACE PROFILE

Depth (fbgs)	Elev. /Depth	Description (ASTM D2488: Visual-Manual Procedure)	Lithologic Symbol	PID VOCs (ppm)	Lab Sample	Remarks
0.0	0.0	Ground Surface				
	0.0	***Asphalt***				
	0.3	***Gravel Subbase*** Tan, dry, mostly fine sand and gravel.		0.0		
	1.0	***Fill*** Brown/black, moist, mostly fine sand with some clay and trace gravel, brick. Old phone line algined east-west across test pit observed at 1.5 fbgs.		0.0		
	2.0	***Fill*** Dark grey, moist, mostly reworked clay with some sand, and trace metal, ash.		0.0		
	3.0	***Native Sandy Lean Clay*** Reddish brown, moist, mostly lean clay with some sand.		0.0		
	4.0	End of Test Pit				
5.0						
10.0						

PID VOCs scale: 0 25 50 75 100 ppm

Excavated By: Dig It of New York, LLC ***Length: 8 FT*** ***Depth to Water: None***

Excavator Type: CAT 320 Excavator ***Width: 3 FT*** ***Visual Impacts: None***

Excavation Date(s): October 1, 2020 ***Depth: 4 FT*** ***Olfactory Observations: None***

Comments: Old phone line algined east-west across test pit at 1.5 fbgs

TEST PIT EXCAVATION LOG

Project No: 0535-020-001

Project: 50 Elmwood Avenue

Client: Greater Lockport Development Corporation

Site Location: Lockport, New York

Test Pit I.D.: TP-14

Logged By: CNK

Checked By: CZB

Benchmark Environmental Engineering & Science, PLLC
2558 Hamburg Turnpike, Suite 300
Buffalo, NY 14218
(716) 856-0599

SUBSURFACE PROFILE

Depth (fbgs)	Elev. /Depth	Description (ASTM D2488: Visual-Manual Procedure)	Lithologic Symbol	PID VOCs (ppm)	Lab Sample	Remarks
0.0	0.0	Ground Surface				
	0.0	***Asphalt***				
	0.3	***Gravel Subbase*** Tan, dry, mostly fine sand and gravel.		0.0		
	1.0	***Fill*** Brown/black, moist, mostly fine sand with some clay and trace gravel, ceramic.		0.0		
	2.5	***Fill*** Dark grey/reddish brown, moist, mostly reworked clay with some sand.		0.0		
	3.5	***Native Sandy Lean Clay*** Reddish brown, moist, mostly lean clay with some sand.		0.0		
	4.0	End of Test Pit				
5.0						
10.0						

PID VOCs ppm: 0 25 50 75 100

Excavated By: ***Dig It of New York, LLC***
Excavator Type: ***CAT 320 Excavator***
Excavation Date(s): ***October 1, 2020***
Comments:

Length: ***6 FT***
Width: ***3 FT***
Depth: ***4 FT***

Depth to Water: ***None***
Visual Impacts: ***None***
Olfactory Observations: ***None***

TEST PIT EXCAVATION LOG

Project No: 0535-020-001
Project: 50 Elmwood Avenue
Client: Greater Lockport Development Corporation
Site Location: Lockport, New York

Test Pit I.D.: TP-15
Logged By: CNK
Checked By: CZB

Benchmark Environmental Engineering & Science, PLLC
2558 Hamburg Turnpike, Suite 300
Buffalo, NY 14218
(716) 856-0599

SUBSURFACE PROFILE

Depth (fbgs)	Elev. /Depth	Description (ASTM D2488: Visual-Manual Procedure)	Lithologic Symbol	PID VOCs (ppm)	Lab Sample	Remarks
0.0	0.0	Ground Surface				
	0.0	***Asphalt***				
	0.3	***Gravel Subbase*** Tan, dry, mostly fine sand and gravel.		0.0		
	1.5	***Fill*** Brown/black, moist, mostly fine sand with some clay and trace gravel, brick.		0.0		
	3.0	***Fill*** Dark grey, reddish brown, moist, mostly reworked clay with some sand.		0.0		
5.0	5.0	***Native Sandy Lean Clay*** Reddish brown, moist, mostly lean clay with some sand.		0.0		
	6.0	End of Test Pit				
10.0						

PID VOCs: 0 25 50 75 100 ppm

Excavated By: ***Dig It of New York, LLC***
Excavator Type: ***CAT 320 Excavator***
Excavation Date(s): ***October 1, 2020***
Comments:

Length: ***8 FT***
Width: ***3 FT***
Depth: ***6 FT***

Depth to Water: ***None***
Visual Impacts: ***None***
Olfactory Observations: ***None***

TEST PIT EXCAVATION LOG

Project No: 0535-020-001
Project: 50 Elmwood Avenue
Client: Greater Lockport Development Corporation
Site Location: Lockport, New York

Test Pit I.D.: TP-16
Logged By: CNK
Checked By: CZB

Benchmark Environmental Engineering & Science, PLLC
2558 Hamburg Turnpike, Suite 300
Buffalo, NY 14218
(716) 856-0599

SUBSURFACE PROFILE

Depth (fbgs)	Elev. /Depth	Description (ASTM D2488: Visual-Manual Procedure)	Lithologic Symbol	PID VOCs (ppm)	Lab Sample	Remarks
0.0	0.0	Ground Surface				
	0.0	***Asphalt***				
	0.3	***Gravel Subbase*** Brown/black, dry, mostly fine sand and gravel		0.0		
		Gravel Subbase Tan, dry, mostly fine sand and gravel.		0.0		
	1.0	***Fill*** Brown/black, moist, mostly fine sand with some clay and trace gravel, brick, glass, ceramic.		0.0	1-2.5 FT	
	2.5	***Fill*** Dark grey/reddish brown, moist, mostly reworked clay with some sand.		0.0	2.5-4 FT	
	4.0	***Native Sandy Lean Clay*** Reddish Brown, moist, mostly lean clay with some sand.		0.0	4-5 FT	
5.0	5.0	End of Test Pit				
10.0						

PID VOCs ppm scale: 0 25 50 75 100

Excavated By: Dit It of New York, LLC
Excavator Type: CAT 320 Excavator
Excavation Date(s): October 1, 2020
Comments:

Length: 8 FT
Width: 3 FT
Depth: 5 FT

Depth to Water: None
Visual Impacts: None
Olfactory Observations: None

TEST PIT EXCAVATION LOG

Project No: 0535-020-001
Project: 50 Elmwood Avenue
Client: Greater Lockport Development Corporation
Site Location: Lockport, New York

Test Pit I.D.: TP-17
Logged By: CNK
Checked By: CZB

Benchmark Environmental Engineering & Science, PLLC
2558 Hamburg Turnpike, Suite 300
Buffalo, NY 14218
(716) 856-0599

SUBSURFACE PROFILE

Depth (fbgs)	Elev. /Depth	Description (ASTM D2488: Visual-Manual Procedure)	Lithologic Symbol	PID VOCs (ppm)	Lab Sample	Remarks
0.0	0.0	Ground Surface				
	0.0	***Asphalt***				
	0.3	***Gravel Subbase*** Brown/black, dry, mostly fine sand and gravel.		0.0		
	1.0	***Gravel Subbase*** Tan, dry, mostly fine sand and gravel.				
		Fill Brown/black, moist, mostly fine sand with some clay and trace gravel, brick, ash.		0.0		
	2.5	***Fill*** Dark grey/reddish brown, moist, mostly reworked clay with some fine sand.		0.0		
	4.0	***Native Sandy Lean Clay*** Reddish brown, moist, mostly lean clay with some sand.		0.0		
5.0	5.0	End of Test Pit				
10.0						

PID VOCs: 0 25 50 75 100 ppm

Excavated By: Dit It of New York, LLC
Excavator Type: CAT 320 Excavator
Excavation Date(s): October 1, 2020
Comments:

Length: 8 FT
Width: 3 FT
Depth: 5 FT

Depth to Water: None
Visual Impacts: None
Olfactory Observations: None

TEST PIT EXCAVATION LOG

Project No: 0535-020-001

Project: 50 Elmwood Avenue

Client: Greater Lockport Development Corporation

Site Location: Lockport, New York

Test Pit I.D.: TP-18

Logged By: CNK

Checked By: CZB

Benchmark Environmental Engineering & Science, PLLC
2558 Hamburg Turnpike, Suite 300
Buffalo, NY 14218
(716) 856-0599

SUBSURFACE PROFILE

Depth (fbgs)	Elev. /Depth	Description (ASTM D2488: Visual-Manual Procedure)	Lithologic Symbol	PID VOCs (ppm)	Lab Sample	Remarks
0.0	0.0	Ground Surface				
	0.0	***Asphalt***				
	0.3	***Gravel Subbase*** Tan, dry, mostly fine sand and gravel.		0.0		
		Fill Brown/black, moist, mostly fine sand with some clay and trace gravel.				
	3.0	***Fill*** Dark grey/reddish brown, moist, mostly reworked clay with some sand.		0.0		
	4.0	***Native Sandy Lean Clay*** Reddish brown, moist, mostly lean clay with some sand.		0.0		
5.0	5.0	End of Test Pit		0.0		
10.0						

PID VOCs: 0 25 50 75 100 ppm

Excavated By: ***Dig It of New York, LLC***
Excavator Type: ***CAT 320 Excavator***
Excavation Date(s): ***October 1, 2020***
Comments:

Length: ***6 FT***
Width: ***3 FT***
Depth: ***5 FT***

Depth to Water: ***None***
Visual Impacts: ***None***
Olfactory Observations: ***None***

TEST PIT EXCAVATION LOG

Project No: 0535-020-001

Project: 50 Elmwood Avenue

Client: Greater Lockport Development Corporation

Site Location: Lockport, New York

Test Pit I.D.: TP-19

Logged By: CNK

Checked By: CZB

Benchmark Environmental Engineering & Science, PLLC
2558 Hamburg Turnpike, Suite 300
Buffalo, NY 14218
(716) 856-0599

SUBSURFACE PROFILE

Depth (fbgs)	Elev. /Depth	Description (ASTM D2488: Visual-Manual Procedure)	Lithologic Symbol	PID VOCs (ppm)	Lab Sample	Remarks
0.0	0.0	Ground Surface				
	0.0	***Asphalt***				
	0.3	***Gravel Subbase*** Brown/black, dry, mostly fine sand and gravel.		0.0		
	1.0	***Gravel Subbase*** Tan, dry, mostly fine sand and gravel.				
		Fill Reddish brown/black, mostly fine sand with some clay and trace gravel, brick, wood, glass.		0.0		
	3.0	***Fill*** Dark grey/reddish brown, moist, mostly reworked clay with some sand. Water slowly coming in at 4 fbgs likely due to a former pipe.		0.0		
	4.0	***Native Sandy Lean Clay*** Reddish brown, moist, mostly lean clay with some sand.		0.0		
5.0	5.0	End of Test Pit				
10.0						

PID VOCs: 0 25 50 75 100 ppm

Excavated By: Dig It of New York, LLC
Excavator Type: CAT 320 Excavator
Excavation Date(s): October 1, 2020
Comments: Water slowly coming in at 4 fbgs.

Length: 8 FT
Width: 3 FT
Depth: 5 FT

Depth to Water: None
Visual Impacts: None
Olfactory Observations: None

TEST PIT EXCAVATION LOG

Project No: 0535-020-001

Project: 50 Elmwood Avenue

Client: Greater Lockport Development Corporation

Site Location: Lockport, New York

Test Pit I.D.: TP-20

Logged By: CNK

Checked By: CZB

Benchmark Environmental Engineering & Science, PLLC
2558 Hamburg Turnpike, Suite 300
Buffalo, NY 14218
(716) 856-0599

SUBSURFACE PROFILE

Depth (fbgs)	Elev. /Depth	Description (ASTM D2488: Visual-Manual Procedure)	Lithologic Symbol	PID VOCs (ppm)	Lab Sample	Remarks
0.0	0.0	Ground Surface				
	0.0	***Asphalt***				
	0.3	***Gravel Subbase*** Tan, dry, mostly fine sand and gravel.		0.0		
		Fill Brown/black, moist, mostly fine sand with some clay, and trace gravel, brick, china.		0.0	0.5-3.5 FT	
	2.0	***Fill*** Dark grey/reddish brown, moist, mostly reworked clay with some sand and trace brick.		0.0		
	3.5	***Native Sandy Lean Clay*** Reddish brown, moist, mostly lean clay with some sand.		0.0		
	4.5	End of Test Pit				
5.0						
10.0						

PID VOCs ppm: 0 25 50 75 100

Excavated By: ***Dig It of New York, LLC***
Excavator Type: ***CAT 320 Excavator***
Excavation Date(s): ***October 1, 2020***
Comments:

Length: ***8 FT***
Width: ***3 FT***
Depth: ***4.5 FT***

Depth to Water: ***None***
Visual Impacts: ***None***
Olfactory Observations: ***None***

TEST PIT EXCAVATION LOG

Project No: 0535-020-001 ***Test Pit I.D.:*** TP-21

Project: 50 Elmwood Avenue ***Logged By:*** CNK

Client: Greater Lockport Development Corporation ***Checked By:*** CZB

Site Location: Lockport, New York

Benchmark Environmental Engineering & Science, PLLC
2558 Hamburg Turnpike, Suite 300
Buffalo, NY 14218
(716) 856-0599

SUBSURFACE PROFILE

Depth (fbgs)	Elev. /Depth	Description (ASTM D2488: Visual-Manual Procedure)	Lithologic Symbol	PID VOCs (ppm)	Lab Sample	Remarks
0.0	0.0	Ground Surface				
	0.0	***Asphalt***				
	0.3	***Gravel Subbase*** Tan, dry, mostly fine sand and gravel.		0.0		
		Fill Reddish brown/brown/black, moist, mostly fine sand with some clay and trace gravel, brick.				
	3.0	***Fill*** Dark grey/reddish brown, moist, mostly reworked clay with some sand.		0.0		
	4.0	***Native Sandy Lean Clay*** Reddish brown, moist, mostly lean clay with some sand.		0.0		
5.0	5.0	End of Test Pit		0.0		
10.0						

PID VOCs: 0 25 50 75 100 ppm

Excavated By: Dig It of New York, LLC ***Length: 8 FT*** ***Depth to Water: None***
Excavator Type: CAT 320 Excavator ***Width: 3 FT*** ***Visual Impacts: None***
Excavation Date(s): October 2, 2020 ***Depth: 5 FT*** ***Olfactory Observations: None***
Comments: Water filled to 0.5 ft in North end, coming in slowly from sand fill layer, no broken pipes observed.

TEST PIT EXCAVATION LOG

Project No: 0535-020-001

Project: 50 Elmwood Avenue

Client: Greater Lockport Development Corporation

Site Location: Lockport, New York

Test Pit I.D.: TP-22

Logged By: CNK

Checked By: CZB

Benchmark Environmental Engineering & Science, PLLC
2558 Hamburg Turnpike, Suite 300
Buffalo, NY 14218
(716) 856-0599

SUBSURFACE PROFILE

Depth (fbgs)	Elev. /Depth	Description (ASTM D2488: Visual-Manual Procedure)	Lithologic Symbol	PID VOCs (ppm)	Lab Sample	Remarks
0.0	0.0	Ground Surface				
	0.0	***Asphalt***				
	0.3	***Gravel Subbase*** Tan, dry, mostly fine sand and gravel.		0.0		
		Fill Brown/black, moist, mostly fine sand with some clay and trace gravel, wood, brick.		0.0		
	2.0	***Fill*** Dark grey/reddish brown, moist, mostly reworked clay with some sand, and trace brick, concrete.		0.0		
	3.0	***Native Sandy Lean Clay*** Reddish brown, moist, mostly lean clay with some sand.		0.0		
	4.0	End of Test Pit				
5.0						
10.0						

PID VOCs ppm: 0 25 50 75 100

Excavated By: Dig It of New York, LLC
Excavator Type: CAT 320 Excavator
Excavation Date(s): October 2, 2020
Comments:

Length: 8 FT
Width: 3 FT
Depth: 4 FT

Depth to Water: None
Visual Impacts: None
Olfactory Observations: None

TEST PIT EXCAVATION LOG

Project No: 0535-020-001

Project: 50 Elmwood Avenue

Client: Greater Lockport Development Corporation

Site Location: Lockport, New York

Test Pit I.D.: TP-23

Logged By: CNK

Checked By: CZB

Benchmark Environmental Engineering & Science, PLLC
2558 Hamburg Turnpike, Suite 300
Buffalo, NY 14218
(716) 856-0599

SUBSURFACE PROFILE

Depth (fbgs)	Elev. /Depth	Description (ASTM D2488: Visual-Manual Procedure)	Lithologic Symbol	PID VOCs (ppm)	Lab Sample	Remarks
0.0	0.0	Ground Surface				
	0.0	***Asphalt***				
	0.3	***Gravel Subbase*** Tan, dry, mostly fine sand and gravel.		0.0		*Foundation stone wall observed at 1-3 fbgs across the east end of the test pit. The observed fill layers were similar on both sides of the foundation wall.*
	1.0	***Fill*** Brown/black, moist, mostly fine sand with some clay and trace gravel, brick, wood, limestone block. Layer of brick at 2 fbgs.		0.0		
	2.0	***Fill*** Black, moist, mostly fine sand.		0.0	2-4 FT	
	4.0	***Native Sandy Lean Clay*** Reddish brown, moist, mostly lean clay with some sand.		0.0		
5.0	5.0	End of Test Pit				
10.0						

Excavated By: Dig It of New York, LLC
Excavator Type: CAT 320 Excavator
Excavation Date(s): October 2, 2020
Comments: Foundation stone wall at East end at 1-3 fbgs

Length: 18 FT
Width: 3 FT
Depth: 5 FT

Depth to Water: None
Visual Impacts: None
Olfactory Observations: None

TEST PIT EXCAVATION LOG

Project No: 0535-020-001

Project: 50 Elmwood Avenue

Client: Greater Lockport Development Corporation

Site Location: Lockport, New York

Test Pit I.D.: TP-24

Logged By: CNK

Checked By: CZB

Benchmark Environmental Engineering & Science, PLLC
2558 Hamburg Turnpike, Suite 300
Buffalo, NY 14218
(716) 856-0599

SUBSURFACE PROFILE

Depth (fbgs)	Elev. /Depth	Description (ASTM D2488: Visual-Manual Procedure)	Lithologic Symbol	PID VOCs (ppm)	Lab Sample	Remarks
0.0	0.0	Ground Surface				
	0.0	***Asphalt***				
	0.3	***Gravel Subbase*** Tan, dry, mostly fine sand and gravel.		0.0		
		Fill Brown/black, moist, mostly fine sand with some clay and trace gravel, wood.		0.0		
	2.5	***Fill*** Dark grey/reddish brown, moist, mostly reworked clay with some sand.		0.0		
	3.0	***Native Sandy Lean Clay*** Reddish brown, moist, mostly lean clay with some sand.		0.0		
	4.0	End of Test Pit				
5.0						
10.0						

PID VOCs ppm: 0 25 50 75 100

Excavated By: *Dig It of New York LLC*
Excavator Type: *CAT 320 Excavator*
Excavation Date(s): *October 2, 2020*
Comments:

Length: *6 FT*
Width: *3 FT*
Depth: *4 FT*

Depth to Water: *None*
Visual Impacts: *None*
Olfactory Observations: *None*

TEST PIT EXCAVATION LOG

Project No: 0535-020-001 ***Test Pit I.D.:*** TP-25

Project: 50 Elmwood Avenue ***Logged By:*** CNK

Client: Greater Lockport Development Corporation ***Checked By:*** CZB

Site Location: Lockport, New York

Benchmark Environmental Engineering & Science, PLLC
2558 Hamburg Turnpike, Suite 300
Buffalo, NY 14218
(716) 856-0599

SUBSURFACE PROFILE

Depth (fbgs)	Elev. /Depth	Description (ASTM D2488: Visual-Manual Procedure)	Lithologic Symbol	PID VOCs (ppm)	Lab Sample	Remarks
0.0	0.0	Ground Surface				
	0.0	***Asphalt***				
	0.3	***Gravel Subbase*** Tan, dry, mostly fine sand and gravel.		0.0		
	1.0	***Fill*** Brown/black, moist, mostly fine sand with some sand and trace gravel, brick.		0.0		
	1.8	***Fill*** Black, moist, mostly fine sand.		0.0		
	2.0	***Fill*** Dark grey/reddish brown, moist, mostly reworked clay with some sand.			2-4 FT	
	4.0	***Native Sandy Lean Clay*** Reddish brown, moist, mostly lean clay with some sand.		0.0		
5.0	5.0	End of Test Pit		0.0		
10.0						

PID VOCs scale: 0 25 50 75 100 ppm

Excavated By: Dig It of New York, LLC ***Length: 8 FT*** ***Depth to Water: None***

Excavator Type: CAT 320 Excavator ***Width: 3 FT*** ***Visual Impacts: None***

Excavation Date(s): October 2, 2020 ***Depth: 5 FT*** ***Olfactory Observations: None***

Comments: Some water at bottom, little water coming in from sand fill layer

TEST PIT EXCAVATION LOG

Project No: 0535-020-001
Project: 50 Elmwood Avenue
Client: Greater Lockport Development Corporation
Site Location: Lockport, New York

Test Pit I.D.: TP-26
Logged By: CNK
Checked By: CZB

Benchmark Environmental Engineering & Science, PLLC
2558 Hamburg Turnpike, Suite 300
Buffalo, NY 14218
(716) 856-0599

SUBSURFACE PROFILE

Depth (fbgs)	Elev. /Depth	Description (ASTM D2488: Visual-Manual Procedure)	Lithologic Symbol	PID VOCs (ppm)	Lab Sample	Remarks
0.0	0.0	Ground Surface				
	0.0	***Asphalt***				
	0.3	***Gravel Subbase*** Brown/black, dry, mostly fine sand and gravel.		0.0		
	1.0	***Gravel Subbase*** Tan, dry, mostly fine sand and gravel.				
		Fill Brown/black, moist, mostly fine sand with some clay and trace gravel.		0.0		
	2.0	***Fill*** Black, moist, mostly fine sand.			2-3 FT	
	3.0	***Fill*** Dark grey/reddish brown, moist, mostly reworked clay with some sand.		0.0		
	4.0	***Native Sandy Lean Clay*** Reddish brown, moist, mostly lean clay with some sand.		0.0		
5.0	5.0	End of Test Pit		0.0		
10.0						

PID VOCs scale: 0 25 50 75 100 ppm

Excavated By: ***Dig It of New York, LLC***
Excavator Type: ***CAT 320 Excavator***
Excavation Date(s): ***October 2, 2020***
Comments:

Length: ***8 FT***
Width: ***3 FT***
Depth: ***5 FT***

Depth to Water: ***None***
Visual Impacts: ***None***
Olfactory Observations: ***None***

TEST PIT EXCAVATION LOG

Project No: 0535-020-001 ***Test Pit I.D.:*** TP-27

Project: 50 Elmwood Avenue ***Logged By:*** CNK

Client: Greater Lockport Development Corporation ***Checked By:*** CZB

Site Location: Lockport, New York

Benchmark Environmental Engineering & Science, PLLC
2558 Hamburg Turnpike, Suite 300
Buffalo, NY 14218
(716) 856-0599

SUBSURFACE PROFILE

Depth (fbgs)	Elev. /Depth	Description (ASTM D2488: Visual-Manual Procedure)	Lithologic Symbol	PID VOCs (ppm)	Lab Sample	Remarks
0.0		Ground Surface				
	0.0	***Asphalt***				
	0.3	***Gravel Subbase*** Brown/black, dry, mostly fine sand and gravel.				
	1.0	***Gravel Subbase*** Tan, dry, mostly fine sand and gravel.		0.0		
	1.5	***Fill*** Brown/black, moist, mostly fine sand with same clay and trace gravel, ash, brick, wood.		0.0		
	2.5	***Fill*** Dark grey//reddish brown, moist, mostly reworked clay with some sand.		0.0		
	3.5	***Native Sandy Lean Clay*** Reddish brown, moist, mostly lean clay with some sand.		0.0		
	4.5	End of Test Pit				
5.0						
10.0						

PID VOCs ppm: 0 25 50 75 100

Excavated By: Dig It of New York, LLC ***Length: 8 FT*** ***Depth to Water: None***
Excavator Type: CAT 320 Excavator ***Width: 3 FT*** ***Visual Impacts: None***
Excavation Date(s): October 2, 2020 ***Depth: 5 FT*** ***Olfactory Observations: None***
Comments: Some water at bottom, little water coming in from sand fill layer

TEST PIT EXCAVATION LOG

Project No: 0535-020-001

Project: 50 Elmwood Avenue

Client: Greater Lockport Development Corporation

Site Location: Lockport, New York

Test Pit I.D.: TP-28

Logged By: CNK

Checked By: CZB

Benchmark Environmental Engineering & Science, PLLC
2558 Hamburg Turnpike, Suite 300
Buffalo, NY 14218
(716) 856-0599

SUBSURFACE PROFILE

Depth (fbgs)	Elev. /Depth	Description (ASTM D2488: Visual-Manual Procedure)	Lithologic Symbol	PID VOCs (ppm)	Lab Sample	Remarks
0.0		Ground Surface				
	0.0	***Asphalt***				
		Gravel Subbase Tan, dry, mostly fine sand and gravel.		0.0		
	2.0	***Native Sandy Lean Clay*** Reddish brown, moist, mostly lean clay with some sand.		0.0		
	4.0	End of Test Pit				
5.0						
10.0						
15.0						
20.0						

PID VOCs ppm scale: 0 25 50 75 100

Excavated By: *Dig It of New York, LLC*
Excavator Type: *CAT 320 Excavator*
Excavation Date(s): *October 2, 2020*
Comments:

Length: *6 FT*
Width: *3 FT*
Depth: *4 FT*

Depth to Water: *None*
Visual Impacts: *None*
Olfactory Observations: *None*

TEST PIT EXCAVATION LOG

Project No: 0535-020-001 ***Test Pit I.D.:*** TP-29

Project: 50 Elmwood Avenue ***Logged By:*** CNK

Client: Greater Lockport Development Corporation ***Checked By:*** CZB

Site Location: Lockport, New York

Benchmark Environmental Engineering & Science, PLLC
2558 Hamburg Turnpike, Suite 300
Buffalo, NY 14218
(716) 856-0599

SUBSURFACE PROFILE

Depth (fbgs)	Elev. /Depth	Description (ASTM D2488: Visual-Manual Procedure)	Lithologic Symbol	PID VOCs (ppm, 0–2000)	Lab Sample	Remarks
0.0	0.0	Ground Surface				
	0.0	***Asphalt***				
	0.3	***Gravel Subbase*** Tan, dry, mostly fine sand and gravel.				
	1.5	***Fill*** Brown/black, moist, mostly fine sand with some sand and trace gravel, wood, concrete. Slight odor. Mortared brick foundation wall at 2.5-3.5 fbgs at North end.				
5.0	5.0	***Fill*** Reddish brown, moist, mostly reworked clay with some sand. Strong odor.		109.2	5-6 FT	
	6.0	***Native Sandy Lean Clay*** Reddish brown, moist, mostly lean clay with some sand. Strong odor from 6-7 fbgs.		266.3 114.0	7-8 FT	
	8.0	End of Test Pit		24.0		
10.0						

Excavated By: Dig It of New York, LLC ***Length: 8 FT*** ***Depth to Water: None***
Excavator Type: CAT 320 Excavator ***Width: 3 FT*** ***Visual Impacts: None***
Excavation Date(s): October 2, 2020 ***Depth: 8 FT*** ***Olfactory Observations: Strong odor***
Comments: Mortared brick wall at North end at 2.5-3.5 fbgs; MS/MSD and Duplicate collected

TEST PIT EXCAVATION LOG

Project No: 0535-020-001
Project: 50 Elmwood Avenue
Client: Greater Lockport Development Corporation
Site Location: Lockport, New York

Test Pit I.D.: TP-30
Logged By: CNK
Checked By: CZB

Benchmark Environmental Engineering & Science, PLLC
2558 Hamburg Turnpike, Suite 300
Buffalo, NY 14218
(716) 856-0599

SUBSURFACE PROFILE

Depth (fbgs)	Elev. /Depth	Description (ASTM D2488: Visual-Manual Procedure)	Lithologic Symbol	PID VOCs (ppm)	Lab Sample	Remarks
0.0	0.0	Ground Surface				
	0.0	***Asphalt***				
	0.3	***Gravel Subbase*** Tan, dry, mostly fine sand and gravel.				
	1.0	***Fill*** Dark grey/reddish brown, moist, mostly reworked clay with some sand.		0.0		
	2.5	***Native Sandy Lean Clay*** Reddish brown, moist, mostly lean clay with some sand.		0.2		
5.0	5.0	End of Test Pit				
10.0						

PID VOCs: 0 25 50 75 100 ppm

Excavated By: *Dig It of New York, LLC*
Excavator Type: *CAT 320 Excavator*
Excavation Date(s): *October 2, 2020*
Comments:

Length: *8 FT*
Width: *3 FT*
Depth: *5 FT*

Depth to Water: *None*
Visual Impacts: *None*
Olfactory Observations: *None*

TEST PIT EXCAVATION LOG

Project No: 0535-020-001 ***Test Pit I.D.:*** TP-31

Project: 50 Elmwood Avenue ***Logged By:*** CNK

Client: Greater Lockport Development Corporation ***Checked By:*** CZB

Site Location: Lockport, New York

Benchmark Environmental Engineering & Science, PLLC
2558 Hamburg Turnpike, Suite 300
Buffalo, NY 14218
(716) 856-0599

SUBSURFACE PROFILE

Depth (fbgs)	Elev. /Depth	Description (ASTM D2488: Visual-Manual Procedure)	Lithologic Symbol	PID VOCs (ppm)	Lab Sample	Remarks
0.0	0.0	Ground Surface				
	0.0	***Asphalt***				
	0.3	***Gravel Subbase*** Tan, dry, mostly fine sand and gravel.		0.0		
	1.0	***Fill*** Dark grey/reddish brown, moist, mostly reworked clay with some sand.		0.0		
	3.0	***Native Sandy Lean Clay*** Reddish brown, moist, mostly lean clay with some sand.		0.0		
	4.0	End of Test Pit				
5.0						
10.0						

PID VOCs ppm scale: 0 25 50 75 100

Excavated By: Dig It of New York, LLC ***Length: 6 FT*** ***Depth to Water: None***
Excavator Type: CAT 320 Excavator ***Width: 3 FT*** ***Visual Impacts: None***
Excavation Date(s): October 2, 2020 ***Depth: 4 FT*** ***Olfactory Observations: None***
Comments: Test pit located 25 ft south of TP-30, no impacts

Sheet: 1 of 1

TEST PIT EXCAVATION LOG

Project No: 0535-020-001 ***Test Pit I.D.:*** TP-32

Project: 50 Elmwood Avenue ***Logged By:*** CNK

Client: Greater Lockport Development Corporation ***Checked By:*** CZB

Site Location: Lockport, New York

Benchmark Environmental Engineering & Science, PLLC
2558 Hamburg Turnpike, Suite 300
Buffalo, NY 14218
(716) 856-0599

SUBSURFACE PROFILE

Depth (fbgs)	Elev. /Depth	Description (ASTM D2488: Visual-Manual Procedure)	Lithologic Symbol	PID VOCs (ppm)	Lab Sample	Remarks
0.0	0.0	Ground Surface				
	0.0	***Asphalt***				
	0.3	***Gravel Subbase*** Tan, dry, mostly fine sand and gravel.		0.0		
	1.0	***Fill*** Dark grey/reddish brown, moist, mostly reworked clay with some sand.		0.0		
	3.0	***Native Sandy Lean Clay*** Reddish brown, moist, mostly lean clay with some sand.		0.0		
	4.0	End of Test Pit				
5.0						
10.0						

Excavated By: Dig It of New York, LLC ***Length: 6 FT*** ***Depth to Water: None***
Excavator Type: CAT 320 Excavator ***Width: 3 FT*** ***Visual Impacts: None***
Excavation Date(s): October 2, 2020 ***Depth: 4 FT*** ***Olfactory Observations: None***
Comments: Test pit located 23 ft west of TP-30, no impacts

APPENDIX C

PHOTOGRAPHIC LOG

SITE PHOTOGRAPHS

Photo 1:

Photo 2:

Photo 3:

Photo 4:

Photo 1: View of the Western portion of the Site looking North.

Photo 2: View of the Northern portion of the Site looking Northwest.

Photo 3: View of the CAT 320 Excavator advancing TP-2.

Photo 4: View of the reddish brown sand fill at TP-1

50 Elmwood Avenue **Lockport, New York** Photo Date: September 30 – October 2, 2020	BENCHMARK

SITE PHOTOGRAPHS

Photo 5:

Photo 6:

Photo 7:

Photo 8:

Photo 5: View of reddish brown/black sand fill with brick at TP-3.

Photo 6: View of reddish brown/dark grey reworked clay fill over native sandy lean clay at TP-4.

Photo 7: View of limestone block within reddish brown/black sand fill layer at TP-8.

Photo 8: View of TP-9.

SITE PHOTOGRAPHS

Photo 9:

Photo 10:

Photo 11:

Photo 12:

Photo 9: View of sand fill, clay fill, and native soil at TP-20.

Photo 10: View of black foundry sand, limestone block foundation wall, and thin brick layer at TP-23.

Photo 11: View of the thin layer of black foundry sand at TP-25.

Photo 12: View TP-29.

APPENDIX D

CAMP DATA

COMMUNITY AIR MONITORING PLAN SUMMARY REPORT

Greater Lockport Development Corporation

50 Elmwood Avenue

Lockport, New York

Summary of Remedial Activities Performed:

- Remedial Investigation (RI) test pit excavation and soil sampling

Real Time Community Air Monitoring Work Performed:

CAMP data was collected on the following days:

- 9/30/2020
- 10/1/2020
- 10/2/2020

Community Air Monitoring Program Results:

- Attached monitoring results conformed to the Community Air Monitoring perimeter particulate requirement (i.e., <150 ug/m^3) and the organic vapor requirement (i.e., <5 ppm) during RI activities from September 30, 2020 to October 2, 2020.

Notes/Special Conditions:

- Rain all day on September 30, 2020.

Exceedances:

- There were no organic vapor or particulate exceedances during the three days RI activities.

BENCHMARK

Wed, 30th of Sep 2020, 7:00:00 – 18:00:00
(GMT-05:00) Eastern Time (US & Canada)

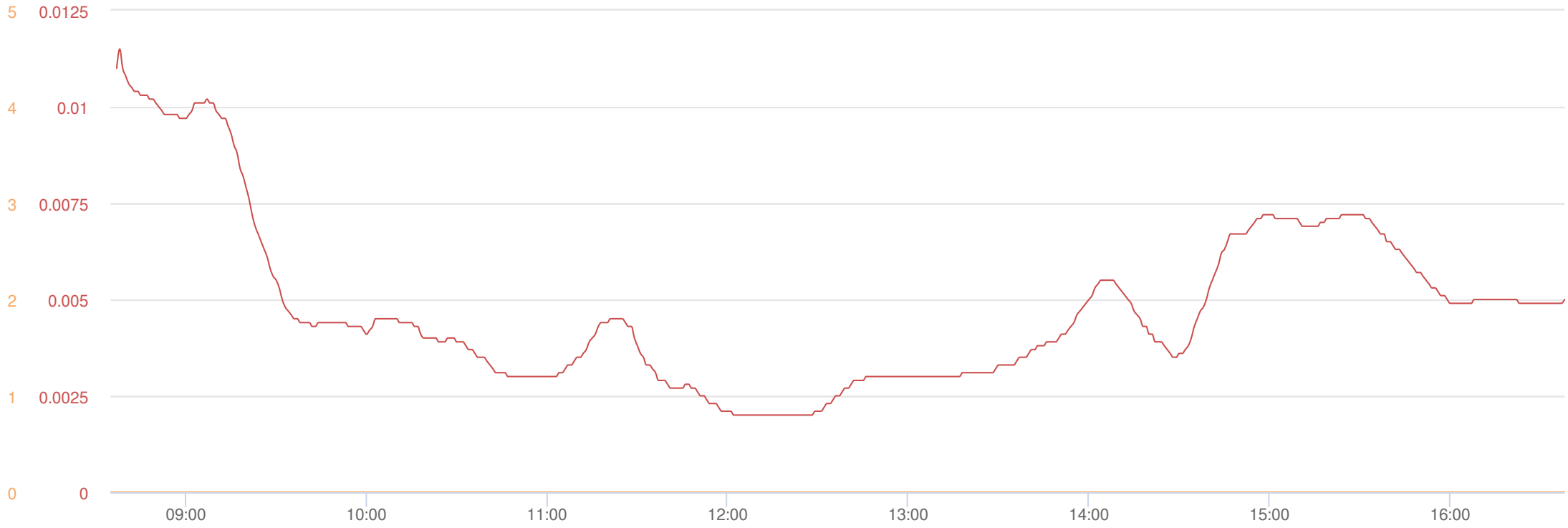

Mass Conc. Total mg/m³ AVG 15m
mg/m³
DustTrak-8530
RS232(C)

MIN	AVG	MAX
0.002	0.0048	0.0115

VOC ppm AVG 15m ppm
miniRAE 3000
RS232(A)

MIN	AVG	MAX
0	0	0

Name	CAMP Station #2
S/N	0B448377
Description	CAMP Station #2
Location	50 Elmwood Ave, Lockport, NY 14094, USA

© Netronix 2020

Thu, 1st of Oct 2020, 7:00:00 – 18:00:00
(GMT-05:00) Eastern Time (US & Canada)

Mass Conc. Total mg/m³ AVG 15m
mg/m³
DustTrak-8530
RS232(C)

MIN	AVG	MAX
0.0015	0.0039	0.016

VOC ppm AVG 15m ppm
miniRAE 3000
RS232(A)

MIN	AVG	MAX
0	0	0

Name	CAMP Station #2
S/N	0B448377
Description	CAMP Station #2
Location	50 Elmwood Ave, Lockport, NY 14094, USA

© Netronix 2020

Fri, 2nd of Oct 2020, 7:00:00 – 18:00:00
(GMT-05:00) Eastern Time (US & Canada)

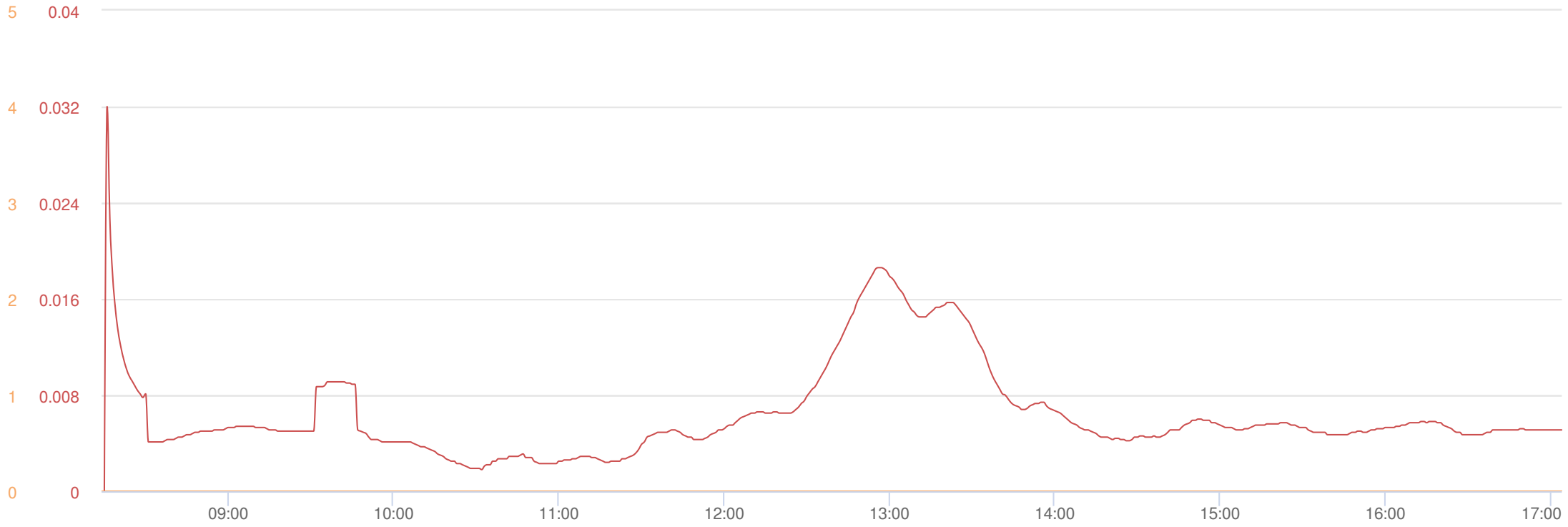

Mass Conc. Total mg/m³ AVG 15m
mg/m³
DustTrak-8530
RS232(C)

MIN	AVG	MAX
0	0.0063	0.032

VOC ppm AVG 15m ppm
miniRAE 3000
RS232(A)

MIN	AVG	MAX
0	0	0

Name CAMP Station #2
S/N 0B448377
Description CAMP Station #2
Location 50 Elmwood Ave, Lockport, NY 14094, USA

© Netronix 2020

CAMP Data
50 Elmwood Avenue
Lockport, New York

Timestamp	Mass Conc. Total mg/m³ AVG 15m (mg/m³)	VOC ppm AVG 15m (ppm)
9/30/2020 8:35		0
9/30/2020 8:36		0
9/30/2020 8:37	0.011	0
9/30/2020 8:38	0.0115	0
9/30/2020 8:39	0.011	0
9/30/2020 8:40	0.0108	0
9/30/2020 8:41	0.0106	0
9/30/2020 8:42	0.0105	0
9/30/2020 8:43	0.0104	0
9/30/2020 8:44	0.0104	0
9/30/2020 8:45	0.0103	0
9/30/2020 8:46	0.0103	0
9/30/2020 8:47	0.0103	0
9/30/2020 8:48	0.0102	0
9/30/2020 8:49	0.0102	0
9/30/2020 8:50	0.0101	0
9/30/2020 8:51	0.01	0
9/30/2020 8:52	0.0099	0
9/30/2020 8:53	0.0098	0
9/30/2020 8:54	0.0098	0
9/30/2020 8:55	0.0098	0
9/30/2020 8:56	0.0098	0
9/30/2020 8:57	0.0098	0
9/30/2020 8:58	0.0097	0
9/30/2020 8:59	0.0097	0
9/30/2020 9:00	0.0097	0
9/30/2020 9:01	0.0098	0
9/30/2020 9:02	0.0099	0
9/30/2020 9:03	0.0101	0
9/30/2020 9:04	0.0101	0
9/30/2020 9:05	0.0101	0
9/30/2020 9:06	0.0101	0
9/30/2020 9:07	0.0102	0
9/30/2020 9:08	0.0101	0
9/30/2020 9:09	0.0101	0
9/30/2020 9:10	0.0099	0
9/30/2020 9:11	0.0098	0
9/30/2020 9:12	0.0097	0
9/30/2020 9:13	0.0097	0
9/30/2020 9:14	0.0095	0
9/30/2020 9:15	0.0093	0
9/30/2020 9:16	0.009	0
9/30/2020 9:17	0.0088	0
9/30/2020 9:18	0.0084	0
9/30/2020 9:19	0.0082	0
9/30/2020 9:20	0.0079	0
9/30/2020 9:21	0.0076	0
9/30/2020 9:22	0.0072	0
9/30/2020 9:23	0.0069	0
9/30/2020 9:24	0.0067	0
9/30/2020 9:25	0.0065	0
9/30/2020 9:26	0.0063	0
9/30/2020 9:27	0.0061	0
9/30/2020 9:28	0.0058	0
9/30/2020 9:29	0.0056	0
9/30/2020 9:30	0.0055	0
9/30/2020 9:31	0.0053	0
9/30/2020 9:32	0.005	0
9/30/2020 9:33	0.0048	0
9/30/2020 9:34	0.0047	0
9/30/2020 9:35	0.0046	0
9/30/2020 9:36	0.0045	0
9/30/2020 9:37	0.0045	0
9/30/2020 9:38	0.0044	0
9/30/2020 9:39	0.0044	0
9/30/2020 9:40	0.0044	0
9/30/2020 9:41	0.0044	0
9/30/2020 9:42	0.0043	0
9/30/2020 9:43	0.0043	0

9/30/2020 9:44	0.0044	0
9/30/2020 9:45	0.0044	0
9/30/2020 9:46	0.0044	0
9/30/2020 9:47	0.0044	0
9/30/2020 9:48	0.0044	0
9/30/2020 9:49	0.0044	0
9/30/2020 9:50	0.0044	0
9/30/2020 9:51	0.0044	0
9/30/2020 9:52	0.0044	0
9/30/2020 9:53	0.0044	0
9/30/2020 9:54	0.0043	0
9/30/2020 9:55	0.0043	0
9/30/2020 9:56	0.0043	0
9/30/2020 9:57	0.0043	0
9/30/2020 9:58	0.0043	0
9/30/2020 9:59	0.0042	0
9/30/2020 10:00	0.0041	0
9/30/2020 10:01	0.0042	0
9/30/2020 10:02	0.0043	0
9/30/2020 10:03	0.0045	0
9/30/2020 10:04	0.0045	0
9/30/2020 10:05	0.0045	0
9/30/2020 10:06	0.0045	0
9/30/2020 10:07	0.0045	0
9/30/2020 10:08	0.0045	0
9/30/2020 10:09	0.0045	0
9/30/2020 10:10	0.0045	0
9/30/2020 10:11	0.0044	0
9/30/2020 10:12	0.0044	0
9/30/2020 10:13	0.0044	0
9/30/2020 10:14	0.0044	0
9/30/2020 10:15	0.0044	0
9/30/2020 10:16	0.0043	0
9/30/2020 10:17	0.0043	0
9/30/2020 10:18	0.0041	0
9/30/2020 10:19	0.004	0
9/30/2020 10:20	0.004	0
9/30/2020 10:21	0.004	0
9/30/2020 10:22	0.004	0
9/30/2020 10:23	0.004	0
9/30/2020 10:24	0.0039	0
9/30/2020 10:25	0.0039	0
9/30/2020 10:26	0.0039	0
9/30/2020 10:27	0.004	0
9/30/2020 10:28	0.004	0
9/30/2020 10:29	0.004	0
9/30/2020 10:30	0.0039	0
9/30/2020 10:31	0.0039	0
9/30/2020 10:32	0.0039	0
9/30/2020 10:33	0.0038	0
9/30/2020 10:34	0.0037	0
9/30/2020 10:35	0.0037	0
9/30/2020 10:36	0.0036	0
9/30/2020 10:37	0.0035	0
9/30/2020 10:38	0.0035	0
9/30/2020 10:39	0.0035	0
9/30/2020 10:40	0.0034	0
9/30/2020 10:41	0.0033	0
9/30/2020 10:42	0.0032	0
9/30/2020 10:43	0.0031	0
9/30/2020 10:44	0.0031	0
9/30/2020 10:45	0.0031	0
9/30/2020 10:46	0.0031	0
9/30/2020 10:47	0.003	0
9/30/2020 10:48	0.003	0
9/30/2020 10:49	0.003	0
9/30/2020 10:50	0.003	0
9/30/2020 10:51	0.003	0
9/30/2020 10:52	0.003	0
9/30/2020 10:53	0.003	0
9/30/2020 10:54	0.003	0
9/30/2020 10:55	0.003	0
9/30/2020 10:56	0.003	0
9/30/2020 10:57	0.003	0
9/30/2020 10:58	0.003	0
9/30/2020 10:59	0.003	0

9/30/2020 11:00	0.003	0
9/30/2020 11:01	0.003	0
9/30/2020 11:02	0.003	0
9/30/2020 11:03	0.003	0
9/30/2020 11:04	0.0031	0
9/30/2020 11:05	0.0031	0
9/30/2020 11:06	0.0032	0
9/30/2020 11:07	0.0033	0
9/30/2020 11:08	0.0033	0
9/30/2020 11:09	0.0034	0
9/30/2020 11:10	0.0035	0
9/30/2020 11:11	0.0035	0
9/30/2020 11:12	0.0036	0
9/30/2020 11:13	0.0037	0
9/30/2020 11:14	0.0039	0
9/30/2020 11:15	0.004	0
9/30/2020 11:16	0.0041	0
9/30/2020 11:17	0.0043	0
9/30/2020 11:18	0.0044	0
9/30/2020 11:19	0.0044	0
9/30/2020 11:20	0.0044	0
9/30/2020 11:21	0.0045	0
9/30/2020 11:22	0.0045	0
9/30/2020 11:23	0.0045	0
9/30/2020 11:24	0.0045	0
9/30/2020 11:25	0.0045	0
9/30/2020 11:26	0.0044	0
9/30/2020 11:27	0.0043	0
9/30/2020 11:28	0.0043	0
9/30/2020 11:29	0.004	0
9/30/2020 11:30	0.0038	0
9/30/2020 11:31	0.0036	0
9/30/2020 11:32	0.0035	0
9/30/2020 11:33	0.0033	0
9/30/2020 11:34	0.0033	0
9/30/2020 11:35	0.0032	0
9/30/2020 11:36	0.0031	0
9/30/2020 11:37	0.0029	0
9/30/2020 11:38	0.0029	0
9/30/2020 11:39	0.0029	0
9/30/2020 11:40	0.0028	0
9/30/2020 11:41	0.0027	0
9/30/2020 11:42	0.0027	0
9/30/2020 11:43	0.0027	0
9/30/2020 11:44	0.0027	0
9/30/2020 11:45	0.0027	0
9/30/2020 11:46	0.0028	0
9/30/2020 11:47	0.0028	0
9/30/2020 11:48	0.0027	0
9/30/2020 11:49	0.0027	0
9/30/2020 11:50	0.0026	0
9/30/2020 11:51	0.0025	0
9/30/2020 11:52	0.0025	0
9/30/2020 11:53	0.0024	0
9/30/2020 11:54	0.0023	0
9/30/2020 11:55	0.0023	0
9/30/2020 11:56	0.0023	0
9/30/2020 11:57	0.0022	0
9/30/2020 11:58	0.0021	0
9/30/2020 11:59	0.0021	0
9/30/2020 12:00	0.0021	0
9/30/2020 12:01	0.0021	0
9/30/2020 12:02	0.002	0
9/30/2020 12:03	0.002	0
9/30/2020 12:04	0.002	0
9/30/2020 12:05	0.002	0
9/30/2020 12:06	0.002	0
9/30/2020 12:07	0.002	0
9/30/2020 12:08	0.002	0
9/30/2020 12:09	0.002	0
9/30/2020 12:10	0.002	0
9/30/2020 12:11	0.002	0
9/30/2020 12:12	0.002	0
9/30/2020 12:13	0.002	0
9/30/2020 12:14	0.002	0
9/30/2020 12:15	0.002	0

9/30/2020 12:16	0.002	0
9/30/2020 12:17	0.002	0
9/30/2020 12:18	0.002	0
9/30/2020 12:19	0.002	0
9/30/2020 12:20	0.002	0
9/30/2020 12:21	0.002	0
9/30/2020 12:22	0.002	0
9/30/2020 12:23	0.002	0
9/30/2020 12:24	0.002	0
9/30/2020 12:25	0.002	0
9/30/2020 12:26	0.002	0
9/30/2020 12:27	0.002	0
9/30/2020 12:28	0.002	0
9/30/2020 12:29	0.0021	0
9/30/2020 12:30	0.0021	0
9/30/2020 12:31	0.0021	0
9/30/2020 12:32	0.0022	0
9/30/2020 12:33	0.0023	0
9/30/2020 12:34	0.0023	0
9/30/2020 12:35	0.0024	0
9/30/2020 12:36	0.0025	0
9/30/2020 12:37	0.0025	0
9/30/2020 12:38	0.0026	0
9/30/2020 12:39	0.0027	0
9/30/2020 12:40	0.0027	0
9/30/2020 12:41	0.0028	0
9/30/2020 12:42	0.0029	0
9/30/2020 12:43	0.0029	0
9/30/2020 12:44	0.0029	0
9/30/2020 12:45	0.0029	0
9/30/2020 12:46	0.003	0
9/30/2020 12:47	0.003	0
9/30/2020 12:48	0.003	0
9/30/2020 12:49	0.003	0
9/30/2020 12:50	0.003	0
9/30/2020 12:51	0.003	0
9/30/2020 12:52	0.003	0
9/30/2020 12:53	0.003	0
9/30/2020 12:54	0.003	0
9/30/2020 12:55	0.003	0
9/30/2020 12:56	0.003	0
9/30/2020 12:57	0.003	0
9/30/2020 12:58	0.003	0
9/30/2020 12:59	0.003	0
9/30/2020 13:00	0.003	0
9/30/2020 13:01	0.003	0
9/30/2020 13:02	0.003	0
9/30/2020 13:03	0.003	0
9/30/2020 13:04	0.003	0
9/30/2020 13:05	0.003	0
9/30/2020 13:06	0.003	0
9/30/2020 13:07	0.003	0
9/30/2020 13:08	0.003	0
9/30/2020 13:09	0.003	0
9/30/2020 13:10	0.003	0
9/30/2020 13:11	0.003	0
9/30/2020 13:12	0.003	0
9/30/2020 13:13	0.003	0
9/30/2020 13:14	0.003	0
9/30/2020 13:15	0.003	0
9/30/2020 13:16	0.003	0
9/30/2020 13:17	0.003	0
9/30/2020 13:18	0.0031	0
9/30/2020 13:19	0.0031	0
9/30/2020 13:20	0.0031	0
9/30/2020 13:21	0.0031	0
9/30/2020 13:22	0.0031	0
9/30/2020 13:23	0.0031	0
9/30/2020 13:24	0.0031	0
9/30/2020 13:25	0.0031	0
9/30/2020 13:26	0.0031	0
9/30/2020 13:27	0.0031	0
9/30/2020 13:28	0.0031	0
9/30/2020 13:29	0.0032	0
9/30/2020 13:30	0.0033	0
9/30/2020 13:31	0.0033	0

9/30/2020 13:32	0.0033	0
9/30/2020 13:33	0.0033	0
9/30/2020 13:34	0.0033	0
9/30/2020 13:35	0.0033	0
9/30/2020 13:36	0.0034	0
9/30/2020 13:37	0.0035	0
9/30/2020 13:38	0.0035	0
9/30/2020 13:39	0.0035	0
9/30/2020 13:40	0.0036	0
9/30/2020 13:41	0.0037	0
9/30/2020 13:42	0.0037	0
9/30/2020 13:43	0.0038	0
9/30/2020 13:44	0.0038	0
9/30/2020 13:45	0.0038	0
9/30/2020 13:46	0.0039	0
9/30/2020 13:47	0.0039	0
9/30/2020 13:48	0.0039	0
9/30/2020 13:49	0.0039	0
9/30/2020 13:50	0.004	0
9/30/2020 13:51	0.0041	0
9/30/2020 13:52	0.0041	0
9/30/2020 13:53	0.0042	0
9/30/2020 13:54	0.0043	0
9/30/2020 13:55	0.0044	0
9/30/2020 13:56	0.0046	0
9/30/2020 13:57	0.0047	0
9/30/2020 13:58	0.0048	0
9/30/2020 13:59	0.0049	0
9/30/2020 14:00	0.005	0
9/30/2020 14:01	0.0051	0
9/30/2020 14:02	0.0053	0
9/30/2020 14:03	0.0054	0
9/30/2020 14:04	0.0055	0
9/30/2020 14:05	0.0055	0
9/30/2020 14:06	0.0055	0
9/30/2020 14:07	0.0055	0
9/30/2020 14:08	0.0055	0
9/30/2020 14:09	0.0054	0
9/30/2020 14:10	0.0053	0
9/30/2020 14:11	0.0052	0
9/30/2020 14:12	0.0051	0
9/30/2020 14:13	0.005	0
9/30/2020 14:14	0.0049	0
9/30/2020 14:15	0.0047	0
9/30/2020 14:16	0.0046	0
9/30/2020 14:17	0.0045	0
9/30/2020 14:18	0.0043	0
9/30/2020 14:19	0.0043	0
9/30/2020 14:20	0.0041	0
9/30/2020 14:21	0.0041	0
9/30/2020 14:22	0.0039	0
9/30/2020 14:23	0.0039	0
9/30/2020 14:24	0.0039	0
9/30/2020 14:25	0.0038	0
9/30/2020 14:26	0.0037	0
9/30/2020 14:27	0.0036	0
9/30/2020 14:28	0.0035	0
9/30/2020 14:29	0.0035	0
9/30/2020 14:30	0.0036	0
9/30/2020 14:31	0.0036	0
9/30/2020 14:32	0.0037	0
9/30/2020 14:33	0.0038	0
9/30/2020 14:34	0.004	0
9/30/2020 14:35	0.0043	0
9/30/2020 14:36	0.0045	0
9/30/2020 14:37	0.0047	0
9/30/2020 14:38	0.0048	0
9/30/2020 14:39	0.005	0
9/30/2020 14:40	0.0053	0
9/30/2020 14:41	0.0055	0
9/30/2020 14:42	0.0057	0
9/30/2020 14:43	0.0059	0
9/30/2020 14:44	0.0062	0
9/30/2020 14:45	0.0063	0
9/30/2020 14:46	0.0065	0
9/30/2020 14:47	0.0067	0

9/30/2020 14:48	0.0067	0
9/30/2020 14:49	0.0067	0
9/30/2020 14:50	0.0067	0
9/30/2020 14:51	0.0067	0
9/30/2020 14:52	0.0067	0
9/30/2020 14:53	0.0068	0
9/30/2020 14:54	0.0069	0
9/30/2020 14:55	0.007	0
9/30/2020 14:56	0.0071	0
9/30/2020 14:57	0.0071	0
9/30/2020 14:58	0.0072	0
9/30/2020 14:59	0.0072	0
9/30/2020 15:00	0.0072	0
9/30/2020 15:01	0.0072	0
9/30/2020 15:02	0.0071	0
9/30/2020 15:03	0.0071	0
9/30/2020 15:04	0.0071	0
9/30/2020 15:05	0.0071	0
9/30/2020 15:06	0.0071	0
9/30/2020 15:07	0.0071	0
9/30/2020 15:08	0.0071	0
9/30/2020 15:09	0.0071	0
9/30/2020 15:10	0.007	0
9/30/2020 15:11	0.0069	0
9/30/2020 15:12	0.0069	0
9/30/2020 15:13	0.0069	0
9/30/2020 15:14	0.0069	0
9/30/2020 15:15	0.0069	0
9/30/2020 15:16	0.0069	0
9/30/2020 15:17	0.007	0
9/30/2020 15:18	0.007	0
9/30/2020 15:19	0.0071	0
9/30/2020 15:20	0.0071	0
9/30/2020 15:21	0.0071	0
9/30/2020 15:22	0.0071	0
9/30/2020 15:23	0.0071	0
9/30/2020 15:24	0.0072	0
9/30/2020 15:25	0.0072	0
9/30/2020 15:26	0.0072	0
9/30/2020 15:27	0.0072	0
9/30/2020 15:28	0.0072	0
9/30/2020 15:29	0.0072	0
9/30/2020 15:30	0.0072	0
9/30/2020 15:31	0.0072	0
9/30/2020 15:32	0.0071	0
9/30/2020 15:33	0.0071	0
9/30/2020 15:34	0.007	0
9/30/2020 15:35	0.0069	0
9/30/2020 15:36	0.0068	0
9/30/2020 15:37	0.0067	0
9/30/2020 15:38	0.0067	0
9/30/2020 15:39	0.0065	0
9/30/2020 15:40	0.0065	0
9/30/2020 15:41	0.0064	0
9/30/2020 15:42	0.0063	0
9/30/2020 15:43	0.0063	0
9/30/2020 15:44	0.0062	0
9/30/2020 15:45	0.0061	0
9/30/2020 15:46	0.006	0
9/30/2020 15:47	0.0059	0
9/30/2020 15:48	0.0058	0
9/30/2020 15:49	0.0057	0
9/30/2020 15:50	0.0057	0
9/30/2020 15:51	0.0056	0
9/30/2020 15:52	0.0055	0
9/30/2020 15:53	0.0054	0
9/30/2020 15:54	0.0053	0
9/30/2020 15:55	0.0053	0
9/30/2020 15:56	0.0052	0
9/30/2020 15:57	0.0051	0
9/30/2020 15:58	0.0051	0
9/30/2020 15:59	0.005	0
9/30/2020 16:00	0.0049	0
9/30/2020 16:01	0.0049	0
9/30/2020 16:02	0.0049	0
9/30/2020 16:03	0.0049	0

9/30/2020 16:04	0.0049	0
9/30/2020 16:05	0.0049	0
9/30/2020 16:06	0.0049	0
9/30/2020 16:07	0.0049	0
9/30/2020 16:08	0.005	0
9/30/2020 16:09	0.005	0
9/30/2020 16:10	0.005	0
9/30/2020 16:11	0.005	0
9/30/2020 16:12	0.005	0
9/30/2020 16:13	0.005	0
9/30/2020 16:14	0.005	0
9/30/2020 16:15	0.005	0
9/30/2020 16:16	0.005	0
9/30/2020 16:17	0.005	0
9/30/2020 16:18	0.005	0
9/30/2020 16:19	0.005	0
9/30/2020 16:20	0.005	0
9/30/2020 16:21	0.005	0
9/30/2020 16:22	0.005	0
9/30/2020 16:23	0.0049	0
9/30/2020 16:24	0.0049	0
9/30/2020 16:25	0.0049	0
9/30/2020 16:26	0.0049	0
9/30/2020 16:27	0.0049	0
9/30/2020 16:28	0.0049	0
9/30/2020 16:29	0.0049	0
9/30/2020 16:30	0.0049	0
9/30/2020 16:31	0.0049	0
9/30/2020 16:32	0.0049	0
9/30/2020 16:33	0.0049	0
9/30/2020 16:34	0.0049	0
9/30/2020 16:35	0.0049	0
9/30/2020 16:36	0.0049	0
9/30/2020 16:37	0.0049	0
9/30/2020 16:38	0.005	0
10/1/2020 8:14		0
10/1/2020 8:15	0.016	0
10/1/2020 8:16	0.015	0
10/1/2020 8:17	0.014	0
10/1/2020 8:18	0.0132	0
10/1/2020 8:19	0.0132	0
10/1/2020 8:20	0.0132	0
10/1/2020 8:21	0.0131	0
10/1/2020 8:22	0.0132	0
10/1/2020 8:23	0.0138	0
10/1/2020 8:24	0.014	0
10/1/2020 8:25	0.0142	0
10/1/2020 8:26	0.0143	0
10/1/2020 8:27	0.0143	0
10/1/2020 8:28	0.0144	0
10/1/2020 8:29	0.0143	0
10/1/2020 8:30	0.0143	0
10/1/2020 8:31	0.0144	0
10/1/2020 8:32	0.0146	0
10/1/2020 8:33	0.0148	0
10/1/2020 8:34	0.0149	0
10/1/2020 8:35	0.0149	0
10/1/2020 8:36	0.0149	0
10/1/2020 8:37	0.0149	0
10/1/2020 8:38	0.0145	0
10/1/2020 8:39	0.0143	0
10/1/2020 8:40	0.0141	0
10/1/2020 8:41	0.0139	0
10/1/2020 8:42	0.0137	0
10/1/2020 8:43	0.0135	0
10/1/2020 8:44	0.0133	0
10/1/2020 8:45	0.0129	0
10/1/2020 8:46	0.0126	0
10/1/2020 8:47	0.0123	0
10/1/2020 8:48	0.0119	0
10/1/2020 8:49	0.0116	0
10/1/2020 8:50	0.0112	0
10/1/2020 8:51	0.0109	0
10/1/2020 8:52	0.0105	0
10/1/2020 8:53	0.0101	0
10/1/2020 8:54	0.0097	0

10/1/2020 8:55	0.0094	0
10/1/2020 8:56	0.0091	0
10/1/2020 8:57	0.0087	0
10/1/2020 8:58	0.0083	0
10/1/2020 8:59	0.008	0
10/1/2020 9:00	0.0077	0
10/1/2020 9:01	0.0074	0
10/1/2020 9:02	0.0071	0
10/1/2020 9:03	0.0071	0
10/1/2020 9:04	0.0069	0
10/1/2020 9:05	0.0067	0
10/1/2020 9:06	0.0064	0
10/1/2020 9:07	0.0063	0
10/1/2020 9:08	0.0061	0
10/1/2020 9:09	0.006	0
10/1/2020 9:10	0.0059	0
10/1/2020 9:11	0.0057	0
10/1/2020 9:12	0.0057	0
10/1/2020 9:13	0.0056	0
10/1/2020 9:14	0.0055	0
10/1/2020 9:15	0.0054	0
10/1/2020 9:16	0.0053	0
10/1/2020 9:17	0.0053	0
10/1/2020 9:18	0.005	0
10/1/2020 9:19	0.0049	0
10/1/2020 9:20	0.0049	0
10/1/2020 9:21	0.0048	0
10/1/2020 9:22	0.0047	0
10/1/2020 9:23	0.0047	0
10/1/2020 9:24	0.0047	0
10/1/2020 9:25	0.0047	0
10/1/2020 9:26	0.0046	0
10/1/2020 9:27	0.0045	0
10/1/2020 9:28	0.0045	0
10/1/2020 9:29	0.0044	0
10/1/2020 9:30	0.0044	0
10/1/2020 9:31	0.0044	0
10/1/2020 9:32	0.0043	0
10/1/2020 9:33	0.0043	0
10/1/2020 9:34	0.0043	0
10/1/2020 9:35	0.0043	0
10/1/2020 9:36	0.0043	0
10/1/2020 9:37	0.0043	0
10/1/2020 9:38	0.0043	0
10/1/2020 9:39	0.0042	0
10/1/2020 9:40	0.0041	0
10/1/2020 9:41	0.0041	0
10/1/2020 9:42	0.0042	0
10/1/2020 9:43	0.0043	0
10/1/2020 9:44	0.0043	0
10/1/2020 9:45	0.0043	0
10/1/2020 9:46	0.0042	0
10/1/2020 9:47	0.0042	0
10/1/2020 9:48	0.0042	0
10/1/2020 9:49	0.0042	0
10/1/2020 9:50	0.0042	0
10/1/2020 9:51	0.0042	0
10/1/2020 9:52	0.0042	0
10/1/2020 9:53	0.0042	0
10/1/2020 9:54	0.0042	0
10/1/2020 9:55	0.0042	0
10/1/2020 9:56	0.0041	0
10/1/2020 9:57	0.0041	0
10/1/2020 9:58	0.004	0
10/1/2020 9:59	0.0039	0
10/1/2020 10:00	0.0039	0
10/1/2020 10:01	0.0039	0
10/1/2020 10:02	0.0039	0
10/1/2020 10:03	0.0038	0
10/1/2020 10:04	0.0037	0
10/1/2020 10:05	0.0037	0
10/1/2020 10:06	0.0036	0
10/1/2020 10:07	0.0035	0
10/1/2020 10:08	0.0035	0
10/1/2020 10:09	0.0035	0
10/1/2020 10:10	0.0035	0

10/1/2020 10:11	0.0035	0
10/1/2020 10:12	0.0035	0
10/1/2020 10:13	0.0037	0
10/1/2020 10:14	0.0037	0
10/1/2020 10:15	0.0037	0
10/1/2020 10:16	0.0037	0
10/1/2020 10:17	0.0037	0
10/1/2020 10:18	0.0037	0
10/1/2020 10:19	0.0037	0
10/1/2020 10:20	0.0038	0
10/1/2020 10:21	0.0039	0
10/1/2020 10:22	0.004	0
10/1/2020 10:23	0.0041	0
10/1/2020 10:24	0.0043	0
10/1/2020 10:25	0.0045	0
10/1/2020 10:26	0.0047	0
10/1/2020 10:27	0.0049	0
10/1/2020 10:28	0.0048	0
10/1/2020 10:29	0.0049	0
10/1/2020 10:30	0.005	0
10/1/2020 10:31	0.0051	0
10/1/2020 10:32	0.0053	0
10/1/2020 10:33	0.0054	0
10/1/2020 10:34	0.0055	0
10/1/2020 10:35	0.0056	0
10/1/2020 10:36	0.0056	0
10/1/2020 10:37	0.0055	0
10/1/2020 10:38	0.0055	0
10/1/2020 10:39	0.0053	0
10/1/2020 10:40	0.0051	0
10/1/2020 10:41	0.0049	0
10/1/2020 10:42	0.0048	0
10/1/2020 10:43	0.0048	0
10/1/2020 10:44	0.0048	0
10/1/2020 10:45	0.0047	0
10/1/2020 10:46	0.0045	0
10/1/2020 10:47	0.0043	0
10/1/2020 10:48	0.0042	0
10/1/2020 10:49	0.0041	0
10/1/2020 10:50	0.0041	0
10/1/2020 10:51	0.0041	0
10/1/2020 10:52	0.0041	0
10/1/2020 10:53	0.004	0
10/1/2020 10:54	0.004	0
10/1/2020 10:55	0.004	0
10/1/2020 10:56	0.0039	0
10/1/2020 10:57	0.0038	0
10/1/2020 10:58	0.0037	0
10/1/2020 10:59	0.0037	0
10/1/2020 11:00	0.0037	0
10/1/2020 11:01	0.0037	0
10/1/2020 11:02	0.0039	0
10/1/2020 11:03	0.0038	0
10/1/2020 11:04	0.0038	0
10/1/2020 11:05	0.0037	0
10/1/2020 11:06	0.0037	0
10/1/2020 11:07	0.0037	0
10/1/2020 11:08	0.0038	0
10/1/2020 11:09	0.0039	0
10/1/2020 11:10	0.004	0
10/1/2020 11:11	0.0041	0
10/1/2020 11:12	0.0042	0
10/1/2020 11:13	0.0043	0
10/1/2020 11:14	0.0041	0
10/1/2020 11:15	0.0041	0
10/1/2020 11:16	0.0041	0
10/1/2020 11:17	0.0041	0
10/1/2020 11:18	0.0041	0
10/1/2020 11:19	0.0041	0
10/1/2020 11:20	0.004	0
10/1/2020 11:21	0.0039	0
10/1/2020 11:22	0.0037	0
10/1/2020 11:23	0.0036	0
10/1/2020 11:24	0.0034	0
10/1/2020 11:25	0.0033	0
10/1/2020 11:26	0.0031	0

10/1/2020 11:27	0.0029	0
10/1/2020 11:28	0.0028	0
10/1/2020 11:29	0.0027	0
10/1/2020 11:30	0.0026	0
10/1/2020 11:31	0.0025	0
10/1/2020 11:32	0.0023	0
10/1/2020 11:33	0.0022	0
10/1/2020 11:34	0.0021	0
10/1/2020 11:35	0.0021	0
10/1/2020 11:36	0.0021	0
10/1/2020 11:37	0.0021	0
10/1/2020 11:38	0.002	0
10/1/2020 11:39	0.0019	0
10/1/2020 11:40	0.0018	0
10/1/2020 11:41	0.0018	0
10/1/2020 11:42	0.0017	0
10/1/2020 11:43	0.0017	0
10/1/2020 11:44	0.0016	0
10/1/2020 11:45	0.0016	0
10/1/2020 11:46	0.0016	0
10/1/2020 11:47	0.0016	0
10/1/2020 11:48	0.0016	0
10/1/2020 11:49	0.0017	0
10/1/2020 11:50	0.0017	0
10/1/2020 11:51	0.0017	0
10/1/2020 11:52	0.0017	0
10/1/2020 11:53	0.0018	0
10/1/2020 11:54	0.0019	0
10/1/2020 11:55	0.0019	0
10/1/2020 11:56	0.0018	0
10/1/2020 11:57	0.0018	0
10/1/2020 11:58	0.0018	0
10/1/2020 11:59	0.0019	0
10/1/2020 12:00	0.002	0
10/1/2020 12:01	0.0021	0
10/1/2020 12:02	0.0021	0
10/1/2020 12:03	0.0021	0
10/1/2020 12:04	0.0021	0
10/1/2020 12:05	0.0021	0
10/1/2020 12:06	0.002	0
10/1/2020 12:07	0.0019	0
10/1/2020 12:08	0.0019	0
10/1/2020 12:09	0.0019	0
10/1/2020 12:10	0.0019	0
10/1/2020 12:11	0.0019	0
10/1/2020 12:12	0.0019	0
10/1/2020 12:13	0.002	0
10/1/2020 12:14	0.0019	0
10/1/2020 12:15	0.0018	0
10/1/2020 12:16	0.0017	0
10/1/2020 12:17	0.0017	0
10/1/2020 12:18	0.0017	0
10/1/2020 12:19	0.0017	0
10/1/2020 12:20	0.0017	0
10/1/2020 12:21	0.0019	0
10/1/2020 12:22	0.0021	0
10/1/2020 12:23	0.0021	0
10/1/2020 12:24	0.0022	0
10/1/2020 12:25	0.0023	0
10/1/2020 12:26	0.0023	0
10/1/2020 12:27	0.0024	0
10/1/2020 12:28	0.0024	0
10/1/2020 12:29	0.0025	0
10/1/2020 12:30	0.0025	0
10/1/2020 12:31	0.0026	0
10/1/2020 12:32	0.0026	0
10/1/2020 12:33	0.0026	0
10/1/2020 12:34	0.0026	0
10/1/2020 12:35	0.0026	0
10/1/2020 12:36	0.0025	0
10/1/2020 12:37	0.0025	0
10/1/2020 12:38	0.0024	0
10/1/2020 12:39	0.0025	0
10/1/2020 12:40	0.0024	0
10/1/2020 12:41	0.0024	0
10/1/2020 12:42	0.0024	0

10/1/2020 12:43	0.0023	0
10/1/2020 12:44	0.0023	0
10/1/2020 12:45	0.0022	0
10/1/2020 12:46	0.0021	0
10/1/2020 12:47	0.0021	0
10/1/2020 12:48	0.0021	0
10/1/2020 12:49	0.0021	0
10/1/2020 12:50	0.0019	0
10/1/2020 12:51	0.0019	0
10/1/2020 12:52	0.0019	0
10/1/2020 12:53	0.0019	0
10/1/2020 12:54	0.0018	0
10/1/2020 12:55	0.0018	0
10/1/2020 12:56	0.0018	0
10/1/2020 12:57	0.0018	0
10/1/2020 12:58	0.0019	0
10/1/2020 12:59	0.0019	0
10/1/2020 13:00	0.0019	0
10/1/2020 13:01	0.0019	0
10/1/2020 13:02	0.0019	0
10/1/2020 13:03	0.002	0
10/1/2020 13:04	0.002	0
10/1/2020 13:05	0.0021	0
10/1/2020 13:06	0.002	0
10/1/2020 13:07	0.002	0
10/1/2020 13:08	0.002	0
10/1/2020 13:09	0.002	0
10/1/2020 13:10	0.002	0
10/1/2020 13:11	0.0021	0
10/1/2020 13:12	0.0021	0
10/1/2020 13:13	0.0023	0
10/1/2020 13:14	0.0024	0
10/1/2020 13:15	0.0025	0
10/1/2020 13:16	0.0027	0
10/1/2020 13:17	0.0028	0
10/1/2020 13:18	0.0029	0
10/1/2020 13:19	0.0031	0
10/1/2020 13:20	0.0033	0
10/1/2020 13:21	0.0034	0
10/1/2020 13:22	0.0034	0
10/1/2020 13:23	0.0034	0
10/1/2020 13:24	0.0035	0
10/1/2020 13:25	0.0035	0
10/1/2020 13:26	0.0035	0
10/1/2020 13:27	0.0035	0
10/1/2020 13:28	0.0033	0
10/1/2020 13:29	0.0032	0
10/1/2020 13:30	0.0031	0
10/1/2020 13:31	0.0029	0
10/1/2020 13:32	0.0028	0
10/1/2020 13:33	0.0027	0
10/1/2020 13:34	0.0025	0
10/1/2020 13:35	0.0023	0
10/1/2020 13:36	0.0023	0
10/1/2020 13:37	0.0023	0
10/1/2020 13:38	0.0023	0
10/1/2020 13:39	0.0022	0
10/1/2020 13:40	0.0021	0
10/1/2020 13:41	0.0021	0
10/1/2020 13:42	0.0021	0
10/1/2020 13:43	0.0023	0
10/1/2020 13:44	0.0023	0
10/1/2020 13:45	0.0023	0
10/1/2020 13:46	0.0023	0
10/1/2020 13:47	0.0024	0
10/1/2020 13:48	0.0025	0
10/1/2020 13:49	0.0027	0
10/1/2020 13:50	0.0029	0
10/1/2020 13:51	0.0031	0
10/1/2020 13:52	0.0034	0
10/1/2020 13:53	0.0035	0
10/1/2020 13:54	0.0036	0
10/1/2020 13:55	0.0036	0
10/1/2020 13:56	0.0036	0
10/1/2020 13:57	0.0035	0
10/1/2020 13:58	0.0034	0

10/1/2020 13:59	0.0034	0
10/1/2020 14:00	0.0034	0
10/1/2020 14:01	0.0033	0
10/1/2020 14:02	0.0033	0
10/1/2020 14:03	0.0031	0
10/1/2020 14:04	0.0029	0
10/1/2020 14:05	0.0027	0
10/1/2020 14:06	0.0025	0
10/1/2020 14:07	0.0022	0
10/1/2020 14:08	0.0021	0
10/1/2020 14:09	0.0021	0
10/1/2020 14:10	0.002	0
10/1/2020 14:11	0.002	0
10/1/2020 14:12	0.0022	0
10/1/2020 14:13	0.0022	0
10/1/2020 14:14	0.0022	0
10/1/2020 14:15	0.0022	0
10/1/2020 14:16	0.0021	0
10/1/2020 14:17	0.0021	0
10/1/2020 14:18	0.0026	0
10/1/2020 14:19	0.0028	0
10/1/2020 14:20	0.0028	0
10/1/2020 14:21	0.0027	0
10/1/2020 14:22	0.0027	0
10/1/2020 14:23	0.0025	0
10/1/2020 14:24	0.0025	0
10/1/2020 14:25	0.0025	0
10/1/2020 14:26	0.0025	0
10/1/2020 14:27	0.0023	0
10/1/2020 14:28	0.0022	0
10/1/2020 14:29	0.0021	0
10/1/2020 14:30	0.0021	0
10/1/2020 14:31	0.0021	0
10/1/2020 14:32	0.0023	0
10/1/2020 14:33	0.0017	0
10/1/2020 14:34	0.0015	0
10/1/2020 14:35	0.0015	0
10/1/2020 14:36	0.0015	0
10/1/2020 14:37	0.0015	0
10/1/2020 14:38	0.0015	0
10/1/2020 14:39	0.0015	0
10/1/2020 14:40	0.0015	0
10/1/2020 14:41	0.0015	0
10/1/2020 14:42	0.0015	0
10/1/2020 14:43	0.0016	0
10/1/2020 14:44	0.0017	0
10/1/2020 14:45	0.0019	0
10/1/2020 14:46	0.0019	0
10/1/2020 14:47	0.0018	0
10/1/2020 14:48	0.0019	0
10/1/2020 14:49	0.0019	0
10/1/2020 14:50	0.002	0
10/1/2020 14:51	0.0021	0
10/1/2020 14:52	0.0021	0
10/1/2020 14:53	0.0021	0
10/1/2020 14:54	0.0022	0
10/1/2020 14:55	0.0022	0
10/1/2020 14:56	0.0023	0
10/1/2020 14:57	0.0023	0
10/1/2020 14:58	0.0023	0
10/1/2020 14:59	0.0023	0
10/1/2020 15:00	0.0021	0
10/1/2020 15:01	0.0021	0
10/1/2020 15:02	0.0021	0
10/1/2020 15:03	0.0021	0
10/1/2020 15:04	0.0021	0
10/1/2020 15:05	0.002	0
10/1/2020 15:06	0.002	0
10/1/2020 15:07	0.002	0
10/1/2020 15:08	0.002	0
10/1/2020 15:09	0.002	0
10/1/2020 15:10	0.002	0
10/1/2020 15:11	0.002	0
10/1/2020 15:12	0.002	0
10/1/2020 15:13	0.0019	0
10/1/2020 15:14	0.0019	0

10/1/2020 15:15	0.0019	0
10/1/2020 15:16	0.0019	0
10/1/2020 15:17	0.0019	0
10/1/2020 15:18	0.0019	0
10/1/2020 15:19	0.0019	0
10/1/2020 15:20	0.0019	0
10/1/2020 15:21	0.0019	0
10/1/2020 15:22	0.0019	0
10/1/2020 15:23	0.0019	0
10/1/2020 15:24	0.0019	0
10/1/2020 15:25	0.0019	0
10/1/2020 15:26	0.002	0
10/1/2020 15:27	0.0021	0
10/1/2020 15:28	0.0022	0
10/1/2020 15:29	0.0025	0
10/1/2020 15:30	0.0026	0
10/1/2020 15:31	0.0026	0
10/1/2020 15:32	0.0026	0
10/1/2020 15:33	0.0026	0
10/1/2020 15:34	0.0026	0
10/1/2020 15:35	0.0026	0
10/1/2020 15:36	0.0025	0
10/1/2020 15:37	0.0025	0
10/1/2020 15:38	0.0025	0
10/1/2020 15:39	0.0025	0
10/1/2020 15:40	0.0024	0
10/1/2020 15:41	0.0023	0
10/1/2020 15:42	0.0021	0
10/1/2020 15:43	0.002	0
10/1/2020 15:44	0.0018	0
10/1/2020 15:45	0.0017	0
10/1/2020 15:46	0.0017	0
10/1/2020 15:47	0.0017	0
10/1/2020 15:48	0.0017	0
10/1/2020 15:49	0.0017	0
10/1/2020 15:50	0.0017	0
10/1/2020 15:51	0.0016	0
10/1/2020 15:52	0.0015	0
10/1/2020 15:53	0.0015	0
10/1/2020 15:54	0.0015	0
10/1/2020 15:55	0.0015	0
10/1/2020 15:56	0.0016	0
10/1/2020 15:57	0.0017	0
10/1/2020 15:58	0.0017	0
10/1/2020 15:59	0.0017	0
10/1/2020 16:00	0.0017	0
10/1/2020 16:01	0.0016	0
10/1/2020 16:02	0.0015	0
10/1/2020 16:03	0.0015	0
10/1/2020 16:04	0.0017	0
10/1/2020 16:05	0.0017	0
10/1/2020 16:06	0.0018	0
10/1/2020 16:07	0.0019	0
10/1/2020 16:08	0.0019	0
10/1/2020 16:09	0.0019	0
10/1/2020 16:10	0.0019	0
10/1/2020 16:11	0.0019	0
10/1/2020 16:12	0.002	0
10/1/2020 16:13	0.002	0
10/1/2020 16:14	0.0021	0
10/1/2020 16:15	0.0021	0
10/1/2020 16:16	0.0023	0
10/1/2020 16:17	0.0024	0
10/1/2020 16:18	0.0024	0
10/2/2020 8:14		0
10/2/2020 8:15	0	0
10/2/2020 8:16	0.032	0
10/2/2020 8:17	0.0227	0
10/2/2020 8:18	0.018	0
10/2/2020 8:19	0.0152	0
10/2/2020 8:20	0.0133	0
10/2/2020 8:21	0.012	0
10/2/2020 8:22	0.011	0
10/2/2020 8:23	0.0102	0
10/2/2020 8:24	0.0096	0
10/2/2020 8:25	0.0092	0

10/2/2020 8:26	0.0088	0
10/2/2020 8:27	0.0084	0
10/2/2020 8:28	0.0081	0
10/2/2020 8:29	0.0078	0
10/2/2020 8:30	0.0081	0
10/2/2020 8:31	0.0041	0
10/2/2020 8:32	0.0041	0
10/2/2020 8:33	0.0041	0
10/2/2020 8:34	0.0041	0
10/2/2020 8:35	0.0041	0
10/2/2020 8:36	0.0041	0
10/2/2020 8:37	0.0042	0
10/2/2020 8:38	0.0043	0
10/2/2020 8:39	0.0043	0
10/2/2020 8:40	0.0043	0
10/2/2020 8:41	0.0044	0
10/2/2020 8:42	0.0045	0
10/2/2020 8:43	0.0045	0
10/2/2020 8:44	0.0046	0
10/2/2020 8:45	0.0047	0
10/2/2020 8:46	0.0047	0
10/2/2020 8:47	0.0048	0
10/2/2020 8:48	0.0049	0
10/2/2020 8:49	0.0049	0
10/2/2020 8:50	0.005	0
10/2/2020 8:51	0.005	0
10/2/2020 8:52	0.005	0
10/2/2020 8:53	0.005	0
10/2/2020 8:54	0.005	0
10/2/2020 8:55	0.0051	0
10/2/2020 8:56	0.0051	0
10/2/2020 8:57	0.0051	0
10/2/2020 8:58	0.0051	0
10/2/2020 8:59	0.0052	0
10/2/2020 9:00	0.0053	0
10/2/2020 9:01	0.0053	0
10/2/2020 9:02	0.0053	0
10/2/2020 9:03	0.0054	0
10/2/2020 9:04	0.0054	0
10/2/2020 9:05	0.0054	0
10/2/2020 9:06	0.0054	0
10/2/2020 9:07	0.0054	0
10/2/2020 9:08	0.0054	0
10/2/2020 9:09	0.0054	0
10/2/2020 9:10	0.0053	0
10/2/2020 9:11	0.0053	0
10/2/2020 9:12	0.0053	0
10/2/2020 9:13	0.0053	0
10/2/2020 9:14	0.0052	0
10/2/2020 9:15	0.0051	0
10/2/2020 9:16	0.0051	0
10/2/2020 9:17	0.0051	0
10/2/2020 9:18	0.005	0
10/2/2020 9:19	0.005	0
10/2/2020 9:20	0.005	0
10/2/2020 9:21	0.005	0
10/2/2020 9:22	0.005	0
10/2/2020 9:23	0.005	0
10/2/2020 9:24	0.005	0
10/2/2020 9:25	0.005	0
10/2/2020 9:26	0.005	0
10/2/2020 9:27	0.005	0
10/2/2020 9:28	0.005	0
10/2/2020 9:29	0.005	0
10/2/2020 9:30	0.005	0
10/2/2020 9:31	0.005	0
10/2/2020 9:32	0.0087	0
10/2/2020 9:33	0.0087	0
10/2/2020 9:34	0.0087	0
10/2/2020 9:35	0.0088	0
10/2/2020 9:36	0.0091	0
10/2/2020 9:37	0.0091	0
10/2/2020 9:38	0.0091	0
10/2/2020 9:39	0.0091	0
10/2/2020 9:40	0.0091	0
10/2/2020 9:41	0.0091	0

10/2/2020 9:42	0.0091	0
10/2/2020 9:43	0.009	0
10/2/2020 9:44	0.009	0
10/2/2020 9:45	0.0089	0
10/2/2020 9:46	0.0089	0
10/2/2020 9:47	0.0051	0
10/2/2020 9:48	0.005	0
10/2/2020 9:49	0.0049	0
10/2/2020 9:50	0.0048	0
10/2/2020 9:51	0.0045	0
10/2/2020 9:52	0.0043	0
10/2/2020 9:53	0.0043	0
10/2/2020 9:54	0.0043	0
10/2/2020 9:55	0.0042	0
10/2/2020 9:56	0.0041	0
10/2/2020 9:57	0.0041	0
10/2/2020 9:58	0.0041	0
10/2/2020 9:59	0.0041	0
10/2/2020 10:00	0.0041	0
10/2/2020 10:01	0.0041	0
10/2/2020 10:02	0.0041	0
10/2/2020 10:03	0.0041	0
10/2/2020 10:04	0.0041	0
10/2/2020 10:05	0.0041	0
10/2/2020 10:06	0.0041	0
10/2/2020 10:07	0.004	0
10/2/2020 10:08	0.0039	0
10/2/2020 10:09	0.0038	0
10/2/2020 10:10	0.0037	0
10/2/2020 10:11	0.0037	0
10/2/2020 10:12	0.0036	0
10/2/2020 10:13	0.0035	0
10/2/2020 10:14	0.0034	0
10/2/2020 10:15	0.0033	0
10/2/2020 10:16	0.0031	0
10/2/2020 10:17	0.003	0
10/2/2020 10:18	0.0029	0
10/2/2020 10:19	0.0027	0
10/2/2020 10:20	0.0026	0
10/2/2020 10:21	0.0025	0
10/2/2020 10:22	0.0025	0
10/2/2020 10:23	0.0023	0
10/2/2020 10:24	0.0023	0
10/2/2020 10:25	0.0022	0
10/2/2020 10:26	0.0021	0
10/2/2020 10:27	0.002	0
10/2/2020 10:28	0.0019	0
10/2/2020 10:29	0.0019	0
10/2/2020 10:30	0.0019	0
10/2/2020 10:31	0.0019	0
10/2/2020 10:32	0.0018	0
10/2/2020 10:33	0.0021	0
10/2/2020 10:34	0.0022	0
10/2/2020 10:35	0.0022	0
10/2/2020 10:36	0.0025	0
10/2/2020 10:37	0.0025	0
10/2/2020 10:38	0.0027	0
10/2/2020 10:39	0.0027	0
10/2/2020 10:40	0.0027	0
10/2/2020 10:41	0.0027	0
10/2/2020 10:42	0.0029	0
10/2/2020 10:43	0.0029	0
10/2/2020 10:44	0.0029	0
10/2/2020 10:45	0.0029	0
10/2/2020 10:46	0.003	0
10/2/2020 10:47	0.0031	0
10/2/2020 10:48	0.0028	0
10/2/2020 10:49	0.0028	0
10/2/2020 10:50	0.0028	0
10/2/2020 10:51	0.0025	0
10/2/2020 10:52	0.0024	0
10/2/2020 10:53	0.0023	0
10/2/2020 10:54	0.0023	0
10/2/2020 10:55	0.0023	0
10/2/2020 10:56	0.0023	0
10/2/2020 10:57	0.0023	0

10/2/2020 10:58	0.0023	0
10/2/2020 10:59	0.0023	0
10/2/2020 11:00	0.0025	0
10/2/2020 11:01	0.0025	0
10/2/2020 11:02	0.0026	0
10/2/2020 11:03	0.0026	0
10/2/2020 11:04	0.0026	0
10/2/2020 11:05	0.0027	0
10/2/2020 11:06	0.0027	0
10/2/2020 11:07	0.0028	0
10/2/2020 11:08	0.0029	0
10/2/2020 11:09	0.0029	0
10/2/2020 11:10	0.0029	0
10/2/2020 11:11	0.0029	0
10/2/2020 11:12	0.0028	0
10/2/2020 11:13	0.0028	0
10/2/2020 11:14	0.0027	0
10/2/2020 11:15	0.0026	0
10/2/2020 11:16	0.0025	0
10/2/2020 11:17	0.0024	0
10/2/2020 11:18	0.0024	0
10/2/2020 11:19	0.0025	0
10/2/2020 11:20	0.0025	0
10/2/2020 11:21	0.0025	0
10/2/2020 11:22	0.0025	0
10/2/2020 11:23	0.0027	0
10/2/2020 11:24	0.0027	0
10/2/2020 11:25	0.0028	0
10/2/2020 11:26	0.0029	0
10/2/2020 11:27	0.003	0
10/2/2020 11:28	0.0032	0
10/2/2020 11:29	0.0035	0
10/2/2020 11:30	0.0039	0
10/2/2020 11:31	0.0041	0
10/2/2020 11:32	0.0045	0
10/2/2020 11:33	0.0046	0
10/2/2020 11:34	0.0047	0
10/2/2020 11:35	0.0048	0
10/2/2020 11:36	0.0049	0
10/2/2020 11:37	0.0049	0
10/2/2020 11:38	0.0049	0
10/2/2020 11:39	0.0049	0
10/2/2020 11:40	0.005	0
10/2/2020 11:41	0.0051	0
10/2/2020 11:42	0.0051	0
10/2/2020 11:43	0.005	0
10/2/2020 11:44	0.0049	0
10/2/2020 11:45	0.0047	0
10/2/2020 11:46	0.0046	0
10/2/2020 11:47	0.0045	0
10/2/2020 11:48	0.0045	0
10/2/2020 11:49	0.0043	0
10/2/2020 11:50	0.0043	0
10/2/2020 11:51	0.0043	0
10/2/2020 11:52	0.0043	0
10/2/2020 11:53	0.0044	0
10/2/2020 11:54	0.0045	0
10/2/2020 11:55	0.0047	0
10/2/2020 11:56	0.0048	0
10/2/2020 11:57	0.0049	0
10/2/2020 11:58	0.0051	0
10/2/2020 11:59	0.0051	0
10/2/2020 12:00	0.0052	0
10/2/2020 12:01	0.0054	0
10/2/2020 12:02	0.0055	0
10/2/2020 12:03	0.0055	0
10/2/2020 12:04	0.0057	0
10/2/2020 12:05	0.0059	0
10/2/2020 12:06	0.0061	0
10/2/2020 12:07	0.0062	0
10/2/2020 12:08	0.0063	0
10/2/2020 12:09	0.0064	0
10/2/2020 12:10	0.0065	0
10/2/2020 12:11	0.0065	0
10/2/2020 12:12	0.0066	0
10/2/2020 12:13	0.0066	0

10/2/2020 12:14	0.0066	0
10/2/2020 12:15	0.0065	0
10/2/2020 12:16	0.0065	0
10/2/2020 12:17	0.0065	0
10/2/2020 12:18	0.0066	0
10/2/2020 12:19	0.0066	0
10/2/2020 12:20	0.0065	0
10/2/2020 12:21	0.0065	0
10/2/2020 12:22	0.0065	0
10/2/2020 12:23	0.0065	0
10/2/2020 12:24	0.0065	0
10/2/2020 12:25	0.0066	0
10/2/2020 12:26	0.0068	0
10/2/2020 12:27	0.007	0
10/2/2020 12:28	0.0073	0
10/2/2020 12:29	0.0075	0
10/2/2020 12:30	0.0079	0
10/2/2020 12:31	0.0082	0
10/2/2020 12:32	0.0085	0
10/2/2020 12:33	0.0087	0
10/2/2020 12:34	0.0091	0
10/2/2020 12:35	0.0095	0
10/2/2020 12:36	0.0099	0
10/2/2020 12:37	0.0103	0
10/2/2020 12:38	0.0108	0
10/2/2020 12:39	0.0113	0
10/2/2020 12:40	0.0117	0
10/2/2020 12:41	0.0121	0
10/2/2020 12:42	0.0125	0
10/2/2020 12:43	0.013	0
10/2/2020 12:44	0.0135	0
10/2/2020 12:45	0.014	0
10/2/2020 12:46	0.0145	0
10/2/2020 12:47	0.0149	0
10/2/2020 12:48	0.0156	0
10/2/2020 12:49	0.0161	0
10/2/2020 12:50	0.0165	0
10/2/2020 12:51	0.0169	0
10/2/2020 12:52	0.0173	0
10/2/2020 12:53	0.0177	0
10/2/2020 12:54	0.0181	0
10/2/2020 12:55	0.0185	0
10/2/2020 12:56	0.0186	0
10/2/2020 12:57	0.0186	0
10/2/2020 12:58	0.0185	0
10/2/2020 12:59	0.0183	0
10/2/2020 13:00	0.0179	0
10/2/2020 13:01	0.0177	0
10/2/2020 13:02	0.0174	0
10/2/2020 13:03	0.017	0
10/2/2020 13:04	0.0167	0
10/2/2020 13:05	0.0164	0
10/2/2020 13:06	0.0159	0
10/2/2020 13:07	0.0155	0
10/2/2020 13:08	0.0151	0
10/2/2020 13:09	0.0149	0
10/2/2020 13:10	0.0146	0
10/2/2020 13:11	0.0145	0
10/2/2020 13:12	0.0145	0
10/2/2020 13:13	0.0145	0
10/2/2020 13:14	0.0147	0
10/2/2020 13:15	0.0149	0
10/2/2020 13:16	0.0151	0
10/2/2020 13:17	0.0153	0
10/2/2020 13:18	0.0153	0
10/2/2020 13:19	0.0154	0
10/2/2020 13:20	0.0155	0
10/2/2020 13:21	0.0157	0
10/2/2020 13:22	0.0157	0
10/2/2020 13:23	0.0157	0
10/2/2020 13:24	0.0155	0
10/2/2020 13:25	0.0152	0
10/2/2020 13:26	0.0149	0
10/2/2020 13:27	0.0146	0
10/2/2020 13:28	0.0143	0
10/2/2020 13:29	0.014	0

10/2/2020 13:30	0.0135	0
10/2/2020 13:31	0.013	0
10/2/2020 13:32	0.0125	0
10/2/2020 13:33	0.0121	0
10/2/2020 13:34	0.0117	0
10/2/2020 13:35	0.0111	0
10/2/2020 13:36	0.0104	0
10/2/2020 13:37	0.0098	0
10/2/2020 13:38	0.0093	0
10/2/2020 13:39	0.0089	0
10/2/2020 13:40	0.0085	0
10/2/2020 13:41	0.0081	0
10/2/2020 13:42	0.008	0
10/2/2020 13:43	0.0077	0
10/2/2020 13:44	0.0074	0
10/2/2020 13:45	0.0072	0
10/2/2020 13:46	0.0071	0
10/2/2020 13:47	0.007	0
10/2/2020 13:48	0.0068	0
10/2/2020 13:49	0.0068	0
10/2/2020 13:50	0.0069	0
10/2/2020 13:51	0.0071	0
10/2/2020 13:52	0.0072	0
10/2/2020 13:53	0.0073	0
10/2/2020 13:54	0.0073	0
10/2/2020 13:55	0.0074	0
10/2/2020 13:56	0.0074	0
10/2/2020 13:57	0.0071	0
10/2/2020 13:58	0.0069	0
10/2/2020 13:59	0.0068	0
10/2/2020 14:00	0.0067	0
10/2/2020 14:01	0.0066	0
10/2/2020 14:02	0.0065	0
10/2/2020 14:03	0.0063	0
10/2/2020 14:04	0.0061	0
10/2/2020 14:05	0.0059	0
10/2/2020 14:06	0.0057	0
10/2/2020 14:07	0.0056	0
10/2/2020 14:08	0.0055	0
10/2/2020 14:09	0.0053	0
10/2/2020 14:10	0.0052	0
10/2/2020 14:11	0.0051	0
10/2/2020 14:12	0.0051	0
10/2/2020 14:13	0.005	0
10/2/2020 14:14	0.0049	0
10/2/2020 14:15	0.0048	0
10/2/2020 14:16	0.0046	0
10/2/2020 14:17	0.0045	0
10/2/2020 14:18	0.0045	0
10/2/2020 14:19	0.0045	0
10/2/2020 14:20	0.0044	0
10/2/2020 14:21	0.0043	0
10/2/2020 14:22	0.0044	0
10/2/2020 14:23	0.0044	0
10/2/2020 14:24	0.0043	0
10/2/2020 14:25	0.0043	0
10/2/2020 14:26	0.0042	0
10/2/2020 14:27	0.0042	0
10/2/2020 14:28	0.0043	0
10/2/2020 14:29	0.0045	0
10/2/2020 14:30	0.0045	0
10/2/2020 14:31	0.0046	0
10/2/2020 14:32	0.0046	0
10/2/2020 14:33	0.0045	0
10/2/2020 14:34	0.0045	0
10/2/2020 14:35	0.0045	0
10/2/2020 14:36	0.0046	0
10/2/2020 14:37	0.0045	0
10/2/2020 14:38	0.0045	0
10/2/2020 14:39	0.0046	0
10/2/2020 14:40	0.0047	0
10/2/2020 14:41	0.0049	0
10/2/2020 14:42	0.0051	0
10/2/2020 14:43	0.0051	0
10/2/2020 14:44	0.0051	0
10/2/2020 14:45	0.0051	0

10/2/2020 14:46	0.0053	0
10/2/2020 14:47	0.0055	0
10/2/2020 14:48	0.0056	0
10/2/2020 14:49	0.0057	0
10/2/2020 14:50	0.0059	0
10/2/2020 14:51	0.0059	0
10/2/2020 14:52	0.006	0
10/2/2020 14:53	0.006	0
10/2/2020 14:54	0.0059	0
10/2/2020 14:55	0.0059	0
10/2/2020 14:56	0.0059	0
10/2/2020 14:57	0.0057	0
10/2/2020 14:58	0.0057	0
10/2/2020 14:59	0.0056	0
10/2/2020 15:00	0.0055	0
10/2/2020 15:01	0.0054	0
10/2/2020 15:02	0.0053	0
10/2/2020 15:03	0.0053	0
10/2/2020 15:04	0.0053	0
10/2/2020 15:05	0.0052	0
10/2/2020 15:06	0.0051	0
10/2/2020 15:07	0.0051	0
10/2/2020 15:08	0.0051	0
10/2/2020 15:09	0.0052	0
10/2/2020 15:10	0.0052	0
10/2/2020 15:11	0.0053	0
10/2/2020 15:12	0.0054	0
10/2/2020 15:13	0.0055	0
10/2/2020 15:14	0.0055	0
10/2/2020 15:15	0.0055	0
10/2/2020 15:16	0.0055	0
10/2/2020 15:17	0.0056	0
10/2/2020 15:18	0.0056	0
10/2/2020 15:19	0.0056	0
10/2/2020 15:20	0.0056	0
10/2/2020 15:21	0.0056	0
10/2/2020 15:22	0.0057	0
10/2/2020 15:23	0.0057	0
10/2/2020 15:24	0.0057	0
10/2/2020 15:25	0.0056	0
10/2/2020 15:26	0.0055	0
10/2/2020 15:27	0.0055	0
10/2/2020 15:28	0.0054	0
10/2/2020 15:29	0.0053	0
10/2/2020 15:30	0.0053	0
10/2/2020 15:31	0.0053	0
10/2/2020 15:32	0.0051	0
10/2/2020 15:33	0.005	0
10/2/2020 15:34	0.0049	0
10/2/2020 15:35	0.0049	0
10/2/2020 15:36	0.0049	0
10/2/2020 15:37	0.0049	0
10/2/2020 15:38	0.0049	0
10/2/2020 15:39	0.0047	0
10/2/2020 15:40	0.0047	0
10/2/2020 15:41	0.0047	0
10/2/2020 15:42	0.0047	0
10/2/2020 15:43	0.0047	0
10/2/2020 15:44	0.0047	0
10/2/2020 15:45	0.0047	0
10/2/2020 15:46	0.0047	0
10/2/2020 15:47	0.0048	0
10/2/2020 15:48	0.0049	0
10/2/2020 15:49	0.0049	0
10/2/2020 15:50	0.005	0
10/2/2020 15:51	0.005	0
10/2/2020 15:52	0.0049	0
10/2/2020 15:53	0.0049	0
10/2/2020 15:54	0.005	0
10/2/2020 15:55	0.0051	0
10/2/2020 15:56	0.0051	0
10/2/2020 15:57	0.0052	0
10/2/2020 15:58	0.0052	0
10/2/2020 15:59	0.0052	0
10/2/2020 16:00	0.0053	0
10/2/2020 16:01	0.0053	0

10/2/2020 16:02	0.0053	0
10/2/2020 16:03	0.0053	0
10/2/2020 16:04	0.0054	0
10/2/2020 16:05	0.0054	0
10/2/2020 16:06	0.0055	0
10/2/2020 16:07	0.0055	0
10/2/2020 16:08	0.0056	0
10/2/2020 16:09	0.0057	0
10/2/2020 16:10	0.0057	0
10/2/2020 16:11	0.0057	0
10/2/2020 16:12	0.0057	0
10/2/2020 16:13	0.0058	0
10/2/2020 16:14	0.0058	0
10/2/2020 16:15	0.0057	0
10/2/2020 16:16	0.0058	0
10/2/2020 16:17	0.0058	0
10/2/2020 16:18	0.0058	0
10/2/2020 16:19	0.0057	0
10/2/2020 16:20	0.0057	0
10/2/2020 16:21	0.0055	0
10/2/2020 16:22	0.0054	0
10/2/2020 16:23	0.0053	0
10/2/2020 16:24	0.0052	0
10/2/2020 16:25	0.005	0
10/2/2020 16:26	0.0049	0
10/2/2020 16:27	0.0049	0
10/2/2020 16:28	0.0047	0
10/2/2020 16:29	0.0047	0
10/2/2020 16:30	0.0047	0
10/2/2020 16:31	0.0047	0
10/2/2020 16:32	0.0047	0
10/2/2020 16:33	0.0047	0
10/2/2020 16:34	0.0047	0
10/2/2020 16:35	0.0047	0
10/2/2020 16:36	0.0048	0
10/2/2020 16:37	0.0049	0
10/2/2020 16:38	0.0049	0
10/2/2020 16:39	0.0051	0
10/2/2020 16:40	0.0051	0
10/2/2020 16:41	0.0051	0
10/2/2020 16:42	0.0051	0
10/2/2020 16:43	0.0051	0
10/2/2020 16:44	0.0051	0
10/2/2020 16:45	0.0051	0
10/2/2020 16:46	0.0051	0
10/2/2020 16:47	0.0051	0
10/2/2020 16:48	0.0051	0
10/2/2020 16:49	0.0052	0
10/2/2020 16:50	0.0052	0
10/2/2020 16:51	0.0051	0
10/2/2020 16:52	0.0051	0
10/2/2020 16:53	0.0051	0
10/2/2020 16:54	0.0051	0
10/2/2020 16:55	0.0051	0
10/2/2020 16:56	0.0051	0
10/2/2020 16:57	0.0051	0
10/2/2020 16:58	0.0051	0
10/2/2020 16:59	0.0051	0
10/2/2020 17:00	0.0051	0
10/2/2020 17:01	0.0051	0
10/2/2020 17:02	0.0051	0
10/2/2020 17:03	0.0051	0
10/2/2020 17:04	0.0051	0

APPENDIX E

USEPA VAPOR INTRUSION SCREENING LEVEL TABLES

BENCHMARK ENVIRONMENTAL ENGINEERING & SCIENCE, PLLC

TABLE 5

SUMMARY OF PHASE II SOIL VAPOR ANALYTICAL RESULTS
ANALYSIS OF BROWNFIELDS CLEANUP ALTERNATIVES
50 ELMWOOD AVENUE
LOCKPORT, NEW YORK

PARAMETER[1]	Phase II Sample Locations		
	014-SV-1	015-SV-2	016-OA-1
	12/11/2018		
Volatile Organic Compounds (VOCs) - ug/L			
1,2,4-Trimethylbenzene	1.8	1.6	ND
2-Butanone	3.8	ND	2.4
4-Ethyltoluene	1.4 JH	1.8	ND
Acetone	32	31 JH	7.6
Benzene	**5.3**	**78**	**0.54**
Carbon disulfide	82	39 JH	ND
Cis-1,2-Dichloroethene	3.4	ND	ND
Cyclohexane	24	ND	ND
Ethanol	ND	ND	3.7
Ethylbenzene	**1.4**	**4.9**	ND
Heptane	70	**1500 EJH**	0.73
Hexane	140	**2800 EJH**	0.67
Propylbenzene	ND	1.2	ND
Tetrachloroethene	1.6	ND	ND
Toluene	5.1	22	0.95
Trichlorofluoromethane (Freon 11)	ND	ND	1.3
Vinyl Chloride	**3.5**	ND	ND
p/m-Xylene	6.4	7	ND
o-Xylene	2.2	2.6	ND

Notes:

1. Only those parameters detected at a minimum of one sample location are presented in this table; all other compounds were reported as non-detect.
2. Values per NYSDOH "Final Guidance for Evaluating Soil Vapor Intrusion in the State of New York" 90th Percentiles of EPA Building Assessment and Survey Elevation (BASE) database for Outdoor Air (October 2006).

Definitions:

ND = Parameter not detected above laboratory detection limit.
"--" = Sample not analyzed for parameter or no GWQS/GV available for the parameter.
J = Estimated value; result is less than the sample quantitation limit but greater than zero.
H = The result is an estimated quantity, but the result may be biased high.
E = The result exceeds the instrument calibration range.

Bold	= concentration exceeds USEPA Residential Vapor Intursion Screening Levels (VISL) for carcinogenic compounds.
Bold	= concentration exceeds USEPA Residential Vapor Intursion Screening Levels (VISL) for non-carcinogenic compounds.

Default VISL Results
Resident Equation Inputs

Output generated 04DEC2020:12:55:43

Variable	Value
Exposure Scenario	Resident
Temperature for Groundwater Vapor Concentration C	25
ED_{res} (exposure duration) years	26
TR (target risk) unitless	1E-06
THQ (target hazard quotient) unitless	1
LT (lifetime) years	70
EF_{res} (exposure frequency) days/year	350
ED_{0-2} (mutagenic exposure duration first phase) years	2
ED_{2-6} (mutagenic exposure duration second phase) years	4
ED_{6-16} (mutagenic exposure duration third phase) years	10
ED_{16-26} (mutagenic exposure duration fourth phase) years	10
EF_{0-2} (mutagenic exposure frequency first phase) days/year	350
EF_{2-6} (mutagenic exposure frequency second phase) days/year	350
EF_{6-16} (mutagenic exposure frequency third phase) days/year	350
EF_{16-26} (mutagenic exposure frequency fourth phase) days/year	350
ET_{res} (exposure time) hours/day	24
ET_{0-2} (mutagenic exposure time first phase) hours/day	24
ET_{2-6} (mutagenic exposure time second phase) hours/day	24
ET_{6-16} (mutagenic exposure time third phase) hours/day	24
ET_{16-26} (mutagenic exposure time fourth phase) hours/day	24
AF_{gw} (Attenuation Factor Groundwater) unitless	0.001
AF_{ss} (Attenuation Factor Sub-Slab) unitless	0.03

Resident Vapor Intrusion Screening Levels (VISL)

Key: I = IRIS; P = PPRTV; O = OPP; A = ATSDR; C = Cal EPA; X = PPRTV Screening Level; H = HEAST; D = DWSHA; W = TEF applied; E = RPF applied; U = user provided; G = see RSL User's Guide Section 5; CA = cancer; NC = noncancer.

Chemical	CAS Number	Does the chemical meet the definition for volatility? (HLC>1E-5 or VP>1)	Does the chemical have inhalation toxicity data? (IUR and/or RfC)	Is Chemical Sufficiently Volatile and Toxic to Pose Inhalation Risk Via Vapor Intrusion from Soil Source? (C_{vp} > $C_{i,a}$,Target?)	Is Chemical Sufficiently Volatile and Toxic to Pose Inhalation Risk Via Vapor Intrusion from Groundwater Source? (C_{hc} > $C_{i,a}$,Target?)	Target Indoor Air Concentration (TCR=1E-06 or THQ=1) MIN($C_{ia,c}$,$C_{ia,nc}$) (µg/m³)	Toxicity Basis	Target Sub-Slab and Near-source Soil Gas Concentration (TCR=1E-06 or THQ=1) C_{sg},Target (µg/m³)	Target Groundwater Concentration (TCR=1E-06 or THQ=1) C_{gw},Target (µg/L)	Is Target Groundwater Concentration < MCL? (C_{gw} < MCL?)
Acetone	67-64-1	Yes	Yes	Yes	Yes	3.22E+04	NC	1.07E+06	2.25E+07	--
Benzene	71-43-2	Yes	Yes	Yes	Yes	3.60E-01	CA	1.20E+01	1.59E+00	Yes (5)
Carbon Disulfide	75-15-0	Yes	Yes	Yes	Yes	7.30E+02	NC	2.43E+04	1.24E+03	--
Cyclohexane	110-82-7	Yes	Yes	Yes	Yes	6.26E+03	NC	2.09E+05	1.02E+03	--
Dichloroethylene, cis-1,2-	156-59-2	Yes	No	No Inhal. Tox. Info	No Inhal. Tox. Info	-		-	-	
Ethanol	64-17-5	Yes	No	No Inhal. Tox. Info	No Inhal. Tox. Info	-		-	-	
Ethylbenzene	100-41-4	Yes	Yes	Yes	Yes	1.12E+00	CA	3.74E+01	3.49E+00	Yes (700)
Heptane, N-	142-82-5	Yes	Yes	Yes	Yes	4.17E+02	NC	1.39E+04	5.10E+00	--
Hexane, N-	110-54-3	Yes	Yes	Yes	Yes	7.30E+02	NC	2.43E+04	9.92E+00	--
Methyl Ethyl Ketone (2-Butanone)	78-93-3	Yes	Yes	Yes	Yes	5.21E+03	NC	1.74E+05	2.24E+06	--
Propyl benzene	103-65-1	Yes	Yes	Yes	Yes	1.04E+03	NC	3.48E+04	2.43E+03	--
Tetrachloroethylene	127-18-4	Yes	Yes	Yes	Yes	1.08E+01	CA	3.60E+02	1.49E+01	No (5)
Toluene	108-88-3	Yes	Yes	Yes	Yes	5.21E+03	NC	1.74E+05	1.92E+04	No (1000)
Trichlorofluoromethane	75-69-4	Yes	No	No Inhal. Tox. Info	No Inhal. Tox. Info	-		-	-	
Trimethylbenzene, 1,2,4-	95-63-6	Yes	Yes	Yes	Yes	6.26E+01	NC	2.09E+03	2.48E+02	--
Vinyl Chloride	75-01-4	Yes	Yes	Yes	Yes	1.68E-01	CA	5.59E+00	1.47E-01	Yes (2)
Xylene, m-	108-38-3	Yes	Yes	Yes	Yes	1.04E+02	NC	3.48E+03	3.55E+02	--
Xylene, o-	95-47-6	Yes	Yes	Yes	Yes	1.04E+02	NC	3.48E+03	4.92E+02	--
Xylene, p-	106-42-3	Yes	Yes	Yes	Yes	1.04E+02	NC	3.48E+03	3.70E+02	--

Resident Vapor Intrusion Screening Levels (VISL)

Key: I = IRIS; P = PPRTV; O = OPP; A = ATSDR; C = Cal EPA; X = PPRTV Screening Level; H = HEAST; D = DWSHA; W = TEF applied; E = RPF applied; U = user provided; G = see RSL User's Guide Section 5; CA = cancer; NC = noncancer.

Chemical	Pure Phase Vapor Concentration C_{vp} \ (25 °C)\ (µg/m³)	Maximum Groundwater Vapor Concentration C_{hc} \ (µg/m³)	Temperature for Maximum Groundwater Vapor Concentration (°C)	Lower Explosive Limit LEL (% by volume)	LEL Ref	IUR (ug/m³)$^{-1}$	IUR Ref	RfC (mg/m³)	RfC Ref	Mutagenic Indicator	Carcinogenic VISL TCR=1E-06 $C_{ia,c}$ (µg/m³)	Noncarcinogenic VISL THQ=1 $C_{ia,nc}$ (µg/m³)
Acetone	7.23E+08	1.43E+09	25	2.50	CRC89	-		3.09E+01	A	No	-	3.22E+04
Benzene	3.98E+08	4.06E+08	25	1.20	CRC89	7.80E-06	I	3.00E-02	I	No	3.60E-01	3.13E+01
Carbon Disulfide	1.47E+09	1.27E+09	25	1.30	CRC89	-		7.00E-01	I	No	-	7.30E+02
Cyclohexane	4.38E+08	3.37E+08	25	1.30	CRC89	-		6.00E+00	I	No	-	6.26E+03
Dichloroethylene, cis-1,2-	1.04E+09	1.07E+09	25	3.00	CRC89	-		-		No	-	-
Ethanol	1.47E+08	2.04E+08	25	3.30	CRC89	-		-		No	-	-
Ethylbenzene	5.48E+07	5.44E+07	25	0.80	CRC89	2.50E-06	C	1.00E+00	I	No	1.12E+00	1.04E+03
Heptane, N-	2.48E+08	2.78E+08	25	1.05	CRC89	-		4.00E-01	P	No	-	4.17E+02
Hexane, N-	7.01E+08	6.99E+08	25	1.10	CRC89	-		7.00E-01	I	No	-	7.30E+02
Methyl Ethyl Ketone (2-Butanone)	3.51E+08	5.19E+08	25	1.40	CRC89	-		5.00E+00	I	No	-	5.21E+03
Propyl benzene	2.21E+07	2.24E+07	25	0.80	CRC89	-		1.00E+00	X	No	-	1.04E+03
Tetrachloroethylene	1.65E+08	1.49E+08	25	-		2.60E-07	I	4.00E-02	I	No	1.08E+01	4.17E+01
Toluene	1.41E+08	1.43E+08	25	1.10	CRC89	-		5.00E+00	I	No	-	5.21E+03
Trichlorofluoromethane	5.93E+09	4.36E+09	25	-		-		-		No	-	-
Trimethylbenzene, 1,2,4-	1.36E+07	1.44E+07	25	0.90	CRC89	-		6.00E-02	I	No	-	6.26E+01
Vinyl Chloride	1.00E+10	1.00E+10	25	3.60	CRC89	4.40E-06	I	1.00E-01	I	Mut	1.68E-01	1.04E+02
Xylene, m-	4.73E+07	4.73E+07	25	1.10	CRC89	-		1.00E-01	G	No	-	1.04E+02
Xylene, o-	3.77E+07	3.77E+07	25	0.90	CRC89	-		1.00E-01	G	No	-	1.04E+02
Xylene, p-	5.05E+07	4.57E+07	25	1.10	CRC89	-		1.00E-01	G	No	-	1.04E+02

Chemical Properties
Output generated 04DEC2020:12:55:43

Chemical	CAS Number	Does the chemical meet the definition for volatility? (HLC>1E-5 or VP>1)	Does the chemical have inhalation toxicity data? (IUR and/or RfC)	MW	MW Ref	Vapor Pressure VP (mm Hg)	VP Ref	S (mg/L)	S Ref	MCL (ug/L)	HLC (atm-m^3/mole)
Acetone	67-64-1	Yes	Yes	58.081	PHYSPROP	2.32E+02	PHYSPROP	1.00E+06	PHYSPROP	-	3.50E-05
Benzene	71-43-2	Yes	Yes	78.115	PHYSPROP	9.48E+01	PHYSPROP	1.79E+03	PHYSPROP	5	5.55E-03
Carbon Disulfide	75-15-0	Yes	Yes	76.139	PHYSPROP	3.59E+02	PHYSPROP	2.16E+03	PHYSPROP	-	1.44E-02
Cyclohexane	110-82-7	Yes	Yes	84.163	PHYSPROP	9.69E+01	PHYSPROP	5.50E+01	PHYSPROP	-	1.50E-01
Dichloroethylene, cis-1,2-	156-59-2	Yes	No	96.944	PHYSPROP	2.00E+02	PHYSPROP	6.41E+03	PHYSPROP	70	4.08E-03
Ethanol	64-17-5	Yes	No	46.07	PHYSPROP	5.93E+01	PHYSPROP	1.00E+06	PHYSPROP	-	5.00E-06
Ethylbenzene	100-41-4	Yes	Yes	106.17	PHYSPROP	9.60E+00	PHYSPROP	1.69E+02	PHYSPROP	700	7.88E-03
Heptane, N-	142-82-5	Yes	Yes	100.21	PHYSPROP	4.60E+01	PHYSPROP	3.40E+00	PHYSPROP	-	2.00E+00
Hexane, N-	110-54-3	Yes	Yes	86.178	PHYSPROP	1.51E+02	PHYSPROP	9.50E+00	PHYSPROP	-	1.80E+00
Methyl Ethyl Ketone (2-Butanone)	78-93-3	Yes	Yes	72.108	PHYSPROP	9.06E+01	PHYSPROP	2.23E+05	PHYSPROP	-	5.69E-05
Propyl benzene	103-65-1	Yes	Yes	120.2	PHYSPROP	3.42E+00	PHYSPROP	5.22E+01	PHYSPROP	-	1.05E-02
Tetrachloroethylene	127-18-4	Yes	Yes	165.83	PHYSPROP	1.85E+01	PHYSPROP	2.06E+02	PHYSPROP	5	1.77E-02
Toluene	108-88-3	Yes	Yes	92.142	PHYSPROP	2.84E+01	PHYSPROP	5.26E+02	PHYSPROP	1000	6.64E-03
Trichlorofluoromethane	75-69-4	Yes	No	137.37	PHYSPROP	8.03E+02	PHYSPROP	1.10E+03	PHYSPROP	-	9.70E-02
Trimethylbenzene, 1,2,4-	95-63-6	Yes	Yes	120.2	PHYSPROP	2.10E+00	PHYSPROP	5.70E+01	PHYSPROP	-	6.16E-03
Vinyl Chloride	75-01-4	Yes	Yes	62.499	PHYSPROP	2.98E+03	EPI	8.80E+03	PHYSPROP	2	2.78E-02
Xylene, m-	108-38-3	Yes	Yes	106.17	PHYSPROP	8.29E+00	PHYSPROP	1.61E+02	PHYSPROP	-	7.18E-03
Xylene, o-	95-47-6	Yes	Yes	106.17	PHYSPROP	6.61E+00	PHYSPROP	1.78E+02	PHYSPROP	-	5.18E-03
Xylene, p-	106-42-3	Yes	Yes	106.17	PHYSPROP	8.84E+00	PHYSPROP	1.62E+02	PHYSPROP	-	6.90E-03

Chemical Properties
Output generated 04DEC2020:12:55:43

Chemical	Henry's Law Constant (unitless)	H` and HLC Ref	Henry's Law Constant Used in Calcs (unitless)	Normal Boiling Point BP (K)	BP Ref	Critical Temperature TC (K)	TC Ref	Enthalpy of vaporization at the normal boiling point $\Delta H_{v,b}$\ (cal/mol)	$\Delta H_{v,b}$\ Ref	Lower Explosive Limit LEL (% by volume)	LEL Ref
Acetone	1.43E-03	PHYSPROP	1.43E-03	329.15	PHYSPROP	5.08E+02	CRC89	6.96E+03	CRC89	2.5	CRC89
Benzene	2.27E-01	PHYSPROP	2.27E-01	353.15	PHYSPROP	5.62E+02	CRC89	7.34E+03	CRC89	1.2	CRC89
Carbon Disulfide	5.89E-01	PHYSPROP	5.89E-01	319.15	PHYSPROP	5.52E+02	CRC89	6.39E+03	CRC89	1.3	CRC89
Cyclohexane	6.13E+00	PHYSPROP	6.13E+00	353.85	PHYSPROP	5.53E+02	CRC89	7.16E+03	CRC89	1.3	CRC89
Dichloroethylene, cis-1,2-	1.67E-01	PHYSPROP	1.67E-01	333.25	PHYSPROP	5.36E+02	CRC89	7.22E+03	CRC89	3	CRC89
Ethanol	2.04E-04	PHYSPROP	2.04E-04	351.35	PHYSPROP	5.15E+02	CRC89	9.22E+03	CRC89	3.3	CRC89
Ethylbenzene	3.22E-01	PHYSPROP	3.22E-01	409.25	PHYSPROP	6.17E+02	CRC89	8.50E+03	CRC89	0.8	CRC89
Heptane, N-	8.18E+01	EPI	8.18E+01	371.65	PHYSPROP	5.40E+02	CRC89	7.59E+03	CRC89	1.05	CRC89
Hexane, N-	7.36E+01	EPI	7.36E+01	341.85	PHYSPROP	5.08E+02	CRC89	6.90E+03	CRC89	1.1	CRC89
Methyl Ethyl Ketone (2-Butanone)	2.33E-03	PHYSPROP	2.33E-03	352.65	PHYSPROP	5.37E+02	CRC89	7.48E+03	CRC89	1.4	CRC89
Propyl benzene	4.29E-01	PHYSPROP	4.29E-01	432.35	PHYSPROP	6.38E+02	CRC89	9.12E+03	DECHEMA	0.8	CRC89
Tetrachloroethylene	7.24E-01	PHYSPROP	7.24E-01	394.45	PHYSPROP	6.20E+02	YAWS	8.29E+03	Weast	-	
Toluene	2.71E-01	PHYSPROP	2.71E-01	383.75	PHYSPROP	5.92E+02	CRC89	7.93E+03	Weast	1.1	CRC89
Trichlorofluoromethane	3.97E+00	PHYSPROP	3.97E+00	296.85	PHYSPROP	4.71E+02	CRC89	6.00E+03	TOXNET	-	
Trimethylbenzene, 1,2,4-	2.52E-01	PHYSPROP	2.52E-01	442.45	PHYSPROP	6.49E+02	CRC89	9.37E+03	TOXNET	0.9	CRC89
Vinyl Chloride	1.14E+00	PHYSPROP	1.14E+00	259.85	PHYSPROP	4.25E+02	CRC89	4.97E+03	CRC89	3.6	CRC89
Xylene, m-	2.94E-01	PHYSPROP	2.94E-01	412.25	PHYSPROP	6.17E+02	CRC89	8.52E+03	Weast	1.1	CRC89
Xylene, o-	2.12E-01	PHYSPROP	2.12E-01	417.65	PHYSPROP	6.30E+02	CRC89	8.66E+03	Weast	0.9	CRC89
Xylene, p-	2.82E-01	PHYSPROP	2.82E-01	411.38	PHYSPROP	6.16E+02	CRC89	8.53E+03	Weast	1.1	CRC89

APPENDIX F

LABORATORY ANALYTICAL RESULTS

ANALYTICAL REPORT

Lab Number:	L2041672
Client:	Benchmark & Turnkey Companies 2558 Hamburg Turnpike Suite 300 Buffalo, NY 14218
ATTN:	Chris Boron
Phone:	(716) 856-0599
Project Name:	50 ELMWOOD AVENUE
Project Number:	0535-020-001
Report Date:	10/12/20

The original project report/data package is held by Alpha Analytical. This report/data package is paginated and should be reproduced only in its entirety. Alpha Analytical holds no responsibility for results and/or data that are not consistent with the original.

Certifications & Approvals: MA (M-MA086), NH NELAP (2064), CT (PH-0574), IL (200077), ME (MA00086), MD (348), NJ (MA935), NY (11148), NC (25700/666), PA (68-03671), RI (LAO00065), TX (T104704476), VT (VT-0935), VA (460195), USDA (Permit #P330-17-00196).

Eight Walkup Drive, Westborough, MA 01581-1019
508-898-9220 (Fax) 508-898-9193 800-624-9220 - www.alphalab.com

Project Name: 50 ELMWOOD AVENUE
Project Number: 0535-020-001

Lab Number: L2041672
Report Date: 10/12/20

Alpha Sample ID	Client ID	Matrix	Sample Location	Collection Date/Time	Receive Date
L2041672-01	TP-3 1.5-4 FT	SOIL	LOCKPORT,NY	09/30/20 11:20	10/01/20
L2041672-02	TP-4 0.5-2.5 FT	SOIL	LOCKPORT,NY	09/30/20 11:50	10/01/20
L2041672-03	TP-8 1-1.5 FT	SOIL	LOCKPORT,NY	09/30/20 14:50	10/01/20
L2041672-04	TP-9 4-5 FT	SOIL	LOCKPORT,NY	09/30/20 16:00	10/01/20
L2041672-05	TP-9 5-6 FT	SOIL	LOCKPORT,NY	09/30/20 16:00	10/01/20

Project Name:	50 ELMWOOD AVENUE	**Lab Number:**	L2041672
Project Number:	0535-020-001	**Report Date:**	10/12/20

Case Narrative

The samples were received in accordance with the Chain of Custody and no significant deviations were encountered during the preparation or analysis unless otherwise noted. Sample Receipt, Container Information, and the Chain of Custody are located at the back of the report.

Results contained within this report relate only to the samples submitted under this Alpha Lab Number and meet NELAP requirements for all NELAP accredited parameters unless otherwise noted in the following narrative. The data presented in this report is organized by parameter (i.e. VOC, SVOC, etc.). Sample specific Quality Control data (i.e. Surrogate Spike Recovery) is reported at the end of the target analyte list for each individual sample, followed by the Laboratory Batch Quality Control at the end of each parameter. Tentatively Identified Compounds (TICs), if requested, are reported for compounds identified to be present and are not part of the method/program Target Compound List, even if only a subset of the TCL are being reported. If a sample was re-analyzed or re-extracted due to a required quality control corrective action and if both sets of data are reported, the Laboratory ID of the re-analysis or re-extraction is designated with an "R" or "RE", respectively.

When multiple Batch Quality Control elements are reported (e.g. more than one LCS), the associated samples for each element are noted in the grey shaded header line of each data table. Any Laboratory Batch, Sample Specific % recovery or RPD value that is outside the listed Acceptance Criteria is bolded in the report. In reference to questions H (CAM) or 4 (RCP) when "NO" is checked, the performance criteria for CAM and RCP methods allow for some quality control failures to occur and still be within method compliance. In these instances, the specific failure is not narrated but noted in the associated QC Outlier Summary Report, located directly after the Case Narrative. QC information is also incorporated in the Data Usability Assessment table (Format 11) of our Data Merger tool, where it can be reviewed in conjunction with the sample result, associated regulatory criteria and any associated data usability implications.

Soil/sediments, solids and tissues are reported on a dry weight basis unless otherwise noted. Definitions of all data qualifiers and acronyms used in this report are provided in the Glossary located at the back of the report.

HOLD POLICY - For samples submitted on hold, Alpha's policy is to hold samples (with the exception of Air canisters) free of charge for 21 calendar days from the date the project is completed. After 21 calendar days, we will dispose of all samples submitted including those put on hold unless you have contacted your Alpha Project Manager and made arrangements for Alpha to continue to hold the samples. Air canisters will be disposed after 3 business days from the date the project is completed.

Please contact Project Management at 800-624-9220 with any questions.

Project Name: 50 ELMWOOD AVENUE **Lab Number:** L2041672
Project Number: 0535-020-001 **Report Date:** 10/12/20

Case Narrative (continued)

Report Submission

All non-detect (ND) or estimated concentrations (J-qualified) have been quantitated to the limit noted in the MDL column.

Total Metals

L2041672-01 through -05: The sample has elevated detection limits for all elements, with the exception of mercury, due to the dilution required by matrix interferences encountered during analysis.

Cyanide, Total

The WG1417418-2/-3 LCS/LCSD recoveries for cyanide, total (68%/63%), associated with L2041672-01, -04, and -05, are outside our in-house acceptance criteria, but within the vendor-certified acceptance limits. The results of the original analyses are reported.

I, the undersigned, attest under the pains and penalties of perjury that, to the best of my knowledge and belief and based upon my personal inquiry of those responsible for providing the information contained in this analytical report, such information is accurate and complete. This certificate of analysis is not complete unless this page accompanies any and all pages of this report.

Authorized Signature: Cristin Walker

Title: Technical Director/Representative Date: 10/12/20

ORGANICS

VOLATILES

Project Name: 50 ELMWOOD AVENUE
Project Number: 0535-020-001
Lab Number: L2041672
Report Date: 10/12/20

SAMPLE RESULTS

Lab ID: L2041672-01
Client ID: TP-3 1.5-4 FT
Sample Location: LOCKPORT,NY

Date Collected: 09/30/20 11:20
Date Received: 10/01/20
Field Prep: Not Specified

Sample Depth:
Matrix: Soil
Analytical Method: 1,8260C
Analytical Date: 10/06/20 13:07
Analyst: MKS
Percent Solids: 72%

Parameter	Result	Qualifier	Units	RL	MDL	Dilution Factor
Volatile Organics by EPA 5035 Low - Westborough Lab						
Methylene chloride	ND		ug/kg	6.5	3.0	1
1,1-Dichloroethane	ND		ug/kg	1.3	0.19	1
Chloroform	ND		ug/kg	2.0	0.18	1
Carbon tetrachloride	ND		ug/kg	1.3	0.30	1
1,2-Dichloropropane	ND		ug/kg	1.3	0.16	1
Dibromochloromethane	ND		ug/kg	1.3	0.18	1
1,1,2-Trichloroethane	ND		ug/kg	1.3	0.35	1
Tetrachloroethene	ND		ug/kg	0.65	0.26	1
Chlorobenzene	ND		ug/kg	0.65	0.17	1
Trichlorofluoromethane	ND		ug/kg	5.2	0.91	1
1,2-Dichloroethane	ND		ug/kg	1.3	0.34	1
1,1,1-Trichloroethane	ND		ug/kg	0.65	0.22	1
Bromodichloromethane	ND		ug/kg	0.65	0.14	1
trans-1,3-Dichloropropene	ND		ug/kg	1.3	0.36	1
cis-1,3-Dichloropropene	ND		ug/kg	0.65	0.21	1
Bromoform	ND		ug/kg	5.2	0.32	1
1,1,2,2-Tetrachloroethane	ND		ug/kg	0.65	0.22	1
Benzene	ND		ug/kg	0.65	0.22	1
Toluene	ND		ug/kg	1.3	0.71	1
Ethylbenzene	ND		ug/kg	1.3	0.18	1
Chloromethane	ND		ug/kg	5.2	1.2	1
Bromomethane	ND		ug/kg	2.6	0.76	1
Vinyl chloride	ND		ug/kg	1.3	0.44	1
Chloroethane	ND		ug/kg	2.6	0.59	1
1,1-Dichloroethene	ND		ug/kg	1.3	0.31	1
trans-1,2-Dichloroethene	ND		ug/kg	2.0	0.18	1
Trichloroethene	ND		ug/kg	0.65	0.18	1
1,2-Dichlorobenzene	ND		ug/kg	2.6	0.19	1

Project Name: 50 ELMWOOD AVENUE **Lab Number:** L2041672

Project Number: 0535-020-001 **Report Date:** 10/12/20

SAMPLE RESULTS

Lab ID: L2041672-01 Date Collected: 09/30/20 11:20

Client ID: TP-3 1.5-4 FT Date Received: 10/01/20

Sample Location: LOCKPORT,NY Field Prep: Not Specified

Sample Depth:

Parameter	Result	Qualifier	Units	RL	MDL	Dilution Factor
Volatile Organics by EPA 5035 Low - Westborough Lab						
1,3-Dichlorobenzene	ND		ug/kg	2.6	0.19	1
1,4-Dichlorobenzene	ND		ug/kg	2.6	0.22	1
Methyl tert butyl ether	ND		ug/kg	2.6	0.26	1
p/m-Xylene	ND		ug/kg	2.6	0.73	1
o-Xylene	ND		ug/kg	1.3	0.38	1
cis-1,2-Dichloroethene	ND		ug/kg	1.3	0.23	1
Styrene	ND		ug/kg	1.3	0.26	1
Dichlorodifluoromethane	ND		ug/kg	13	1.2	1
Acetone	6.3	J	ug/kg	13	6.3	1
Carbon disulfide	ND		ug/kg	13	5.9	1
2-Butanone	ND		ug/kg	13	2.9	1
4-Methyl-2-pentanone	ND		ug/kg	13	1.7	1
2-Hexanone	ND		ug/kg	13	1.5	1
Bromochloromethane	ND		ug/kg	2.6	0.27	1
1,2-Dibromoethane	ND		ug/kg	1.3	0.36	1
1,2-Dibromo-3-chloropropane	ND		ug/kg	3.9	1.3	1
Isopropylbenzene	ND		ug/kg	1.3	0.14	1
1,2,3-Trichlorobenzene	ND		ug/kg	2.6	0.42	1
1,2,4-Trichlorobenzene	ND		ug/kg	2.6	0.36	1
Methyl Acetate	ND		ug/kg	5.2	1.2	1
Cyclohexane	ND		ug/kg	13	0.71	1
1,4-Dioxane	ND		ug/kg	100	46.	1
Freon-113	ND		ug/kg	5.2	0.90	1
Methyl cyclohexane	ND		ug/kg	5.2	0.79	1

Surrogate	% Recovery	Qualifier	Acceptance Criteria
1,2-Dichloroethane-d4	102		70-130
Toluene-d8	105		70-130
4-Bromofluorobenzene	104		70-130
Dibromofluoromethane	99		70-130

Project Name: 50 ELMWOOD AVENUE
Project Number: 0535-020-001
Lab Number: L2041672
Report Date: 10/12/20

SAMPLE RESULTS

Lab ID: L2041672-04
Client ID: TP-9 4-5 FT
Sample Location: LOCKPORT,NY
Date Collected: 09/30/20 16:00
Date Received: 10/01/20
Field Prep: Not Specified

Sample Depth:
Matrix: Soil
Analytical Method: 1,8260C
Analytical Date: 10/06/20 13:33
Analyst: MKS
Percent Solids: 58%

Parameter	Result	Qualifier	Units	RL	MDL	Dilution Factor
Volatile Organics by EPA 5035 Low - Westborough Lab						
Methylene chloride	ND		ug/kg	19	8.6	1
1,1-Dichloroethane	ND		ug/kg	3.8	0.55	1
Chloroform	ND		ug/kg	5.6	0.53	1
Carbon tetrachloride	ND		ug/kg	3.8	0.87	1
1,2-Dichloropropane	ND		ug/kg	3.8	0.47	1
Dibromochloromethane	ND		ug/kg	3.8	0.53	1
1,1,2-Trichloroethane	ND		ug/kg	3.8	1.0	1
Tetrachloroethene	ND		ug/kg	1.9	0.74	1
Chlorobenzene	ND		ug/kg	1.9	0.48	1
Trichlorofluoromethane	ND		ug/kg	15	2.6	1
1,2-Dichloroethane	ND		ug/kg	3.8	0.97	1
1,1,1-Trichloroethane	ND		ug/kg	1.9	0.63	1
Bromodichloromethane	ND		ug/kg	1.9	0.41	1
trans-1,3-Dichloropropene	ND		ug/kg	3.8	1.0	1
cis-1,3-Dichloropropene	ND		ug/kg	1.9	0.60	1
Bromoform	ND		ug/kg	15	0.93	1
1,1,2,2-Tetrachloroethane	ND		ug/kg	1.9	0.62	1
Benzene	ND		ug/kg	1.9	0.62	1
Toluene	ND		ug/kg	3.8	2.0	1
Ethylbenzene	ND		ug/kg	3.8	0.53	1
Chloromethane	ND		ug/kg	15	3.5	1
Bromomethane	ND		ug/kg	7.5	2.2	1
Vinyl chloride	ND		ug/kg	3.8	1.3	1
Chloroethane	ND		ug/kg	7.5	1.7	1
1,1-Dichloroethene	ND		ug/kg	3.8	0.90	1
trans-1,2-Dichloroethene	ND		ug/kg	5.6	0.52	1
Trichloroethene	ND		ug/kg	1.9	0.52	1
1,2-Dichlorobenzene	ND		ug/kg	7.5	0.54	1

Project Name: 50 ELMWOOD AVENUE **Lab Number:** L2041672

Project Number: 0535-020-001 **Report Date:** 10/12/20

SAMPLE RESULTS

Lab ID: L2041672-04 Date Collected: 09/30/20 16:00

Client ID: TP-9 4-5 FT Date Received: 10/01/20

Sample Location: LOCKPORT,NY Field Prep: Not Specified

Sample Depth:

Parameter	Result	Qualifier	Units	RL	MDL	Dilution Factor
Volatile Organics by EPA 5035 Low - Westborough Lab						
1,3-Dichlorobenzene	ND		ug/kg	7.5	0.56	1
1,4-Dichlorobenzene	ND		ug/kg	7.5	0.64	1
Methyl tert butyl ether	ND		ug/kg	7.5	0.76	1
p/m-Xylene	ND		ug/kg	7.5	2.1	1
o-Xylene	ND		ug/kg	3.8	1.1	1
cis-1,2-Dichloroethene	ND		ug/kg	3.8	0.66	1
Styrene	ND		ug/kg	3.8	0.74	1
Dichlorodifluoromethane	ND		ug/kg	38	3.4	1
Acetone	110		ug/kg	38	18.	1
Carbon disulfide	ND		ug/kg	38	17.	1
2-Butanone	24	J	ug/kg	38	8.4	1
4-Methyl-2-pentanone	ND		ug/kg	38	4.8	1
2-Hexanone	ND		ug/kg	38	4.4	1
Bromochloromethane	ND		ug/kg	7.5	0.77	1
1,2-Dibromoethane	ND		ug/kg	3.8	1.0	1
1,2-Dibromo-3-chloropropane	ND		ug/kg	11	3.8	1
Isopropylbenzene	ND		ug/kg	3.8	0.41	1
1,2,3-Trichlorobenzene	ND		ug/kg	7.5	1.2	1
1,2,4-Trichlorobenzene	ND		ug/kg	7.5	1.0	1
Methyl Acetate	ND		ug/kg	15	3.6	1
Cyclohexane	ND		ug/kg	38	2.0	1
1,4-Dioxane	ND		ug/kg	300	130	1
Freon-113	ND		ug/kg	15	2.6	1
Methyl cyclohexane	ND		ug/kg	15	2.3	1

Surrogate	% Recovery	Qualifier	Acceptance Criteria
1,2-Dichloroethane-d4	101		70-130
Toluene-d8	104		70-130
4-Bromofluorobenzene	104		70-130
Dibromofluoromethane	98		70-130

Project Name: 50 ELMWOOD AVENUE
Project Number: 0535-020-001
Lab Number: L2041672
Report Date: 10/12/20

SAMPLE RESULTS

Lab ID: L2041672-05
Client ID: TP-9 5-6 FT
Sample Location: LOCKPORT,NY

Date Collected: 09/30/20 16:00
Date Received: 10/01/20
Field Prep: Not Specified

Sample Depth:
Matrix: Soil
Analytical Method: 1,8260C
Analytical Date: 10/06/20 13:59
Analyst: MKS
Percent Solids: 80%

Parameter	Result	Qualifier	Units	RL	MDL	Dilution Factor
Volatile Organics by EPA 5035 Low - Westborough Lab						
Methylene chloride	ND		ug/kg	4.7	2.2	1
1,1-Dichloroethane	ND		ug/kg	0.95	0.14	1
Chloroform	ND		ug/kg	1.4	0.13	1
Carbon tetrachloride	ND		ug/kg	0.95	0.22	1
1,2-Dichloropropane	ND		ug/kg	0.95	0.12	1
Dibromochloromethane	ND		ug/kg	0.95	0.13	1
1,1,2-Trichloroethane	ND		ug/kg	0.95	0.25	1
Tetrachloroethene	ND		ug/kg	0.47	0.18	1
Chlorobenzene	ND		ug/kg	0.47	0.12	1
Trichlorofluoromethane	ND		ug/kg	3.8	0.66	1
1,2-Dichloroethane	ND		ug/kg	0.95	0.24	1
1,1,1-Trichloroethane	ND		ug/kg	0.47	0.16	1
Bromodichloromethane	ND		ug/kg	0.47	0.10	1
trans-1,3-Dichloropropene	ND		ug/kg	0.95	0.26	1
cis-1,3-Dichloropropene	ND		ug/kg	0.47	0.15	1
Bromoform	ND		ug/kg	3.8	0.23	1
1,1,2,2-Tetrachloroethane	ND		ug/kg	0.47	0.16	1
Benzene	ND		ug/kg	0.47	0.16	1
Toluene	ND		ug/kg	0.95	0.51	1
Ethylbenzene	ND		ug/kg	0.95	0.13	1
Chloromethane	ND		ug/kg	3.8	0.88	1
Bromomethane	ND		ug/kg	1.9	0.55	1
Vinyl chloride	ND		ug/kg	0.95	0.32	1
Chloroethane	ND		ug/kg	1.9	0.43	1
1,1-Dichloroethene	ND		ug/kg	0.95	0.22	1
trans-1,2-Dichloroethene	ND		ug/kg	1.4	0.13	1
Trichloroethene	ND		ug/kg	0.47	0.13	1
1,2-Dichlorobenzene	ND		ug/kg	1.9	0.14	1

Project Name: 50 ELMWOOD AVENUE **Lab Number:** L2041672

Project Number: 0535-020-001 **Report Date:** 10/12/20

SAMPLE RESULTS

Lab ID: L2041672-05 Date Collected: 09/30/20 16:00

Client ID: TP-9 5-6 FT Date Received: 10/01/20

Sample Location: LOCKPORT,NY Field Prep: Not Specified

Sample Depth:

Parameter	Result	Qualifier	Units	RL	MDL	Dilution Factor
Volatile Organics by EPA 5035 Low - Westborough Lab						
1,3-Dichlorobenzene	ND		ug/kg	1.9	0.14	1
1,4-Dichlorobenzene	ND		ug/kg	1.9	0.16	1
Methyl tert butyl ether	ND		ug/kg	1.9	0.19	1
p/m-Xylene	ND		ug/kg	1.9	0.53	1
o-Xylene	ND		ug/kg	0.95	0.28	1
cis-1,2-Dichloroethene	ND		ug/kg	0.95	0.16	1
Styrene	ND		ug/kg	0.95	0.18	1
Dichlorodifluoromethane	ND		ug/kg	9.5	0.86	1
Acetone	10		ug/kg	9.5	4.6	1
Carbon disulfide	ND		ug/kg	9.5	4.3	1
2-Butanone	ND		ug/kg	9.5	2.1	1
4-Methyl-2-pentanone	ND		ug/kg	9.5	1.2	1
2-Hexanone	ND		ug/kg	9.5	1.1	1
Bromochloromethane	ND		ug/kg	1.9	0.19	1
1,2-Dibromoethane	ND		ug/kg	0.95	0.26	1
1,2-Dibromo-3-chloropropane	ND		ug/kg	2.8	0.94	1
Isopropylbenzene	ND		ug/kg	0.95	0.10	1
1,2,3-Trichlorobenzene	ND		ug/kg	1.9	0.30	1
1,2,4-Trichlorobenzene	ND		ug/kg	1.9	0.26	1
Methyl Acetate	ND		ug/kg	3.8	0.90	1
Cyclohexane	ND		ug/kg	9.5	0.51	1
1,4-Dioxane	ND		ug/kg	76	33.	1
Freon-113	ND		ug/kg	3.8	0.66	1
Methyl cyclohexane	ND		ug/kg	3.8	0.57	1

Surrogate	% Recovery	Qualifier	Acceptance Criteria
1,2-Dichloroethane-d4	101		70-130
Toluene-d8	105		70-130
4-Bromofluorobenzene	105		70-130
Dibromofluoromethane	100		70-130

Project Name: 50 ELMWOOD AVENUE **Lab Number:** L2041672

Project Number: 0535-020-001 **Report Date:** 10/12/20

Method Blank Analysis
Batch Quality Control

Analytical Method: 1,8260C
Analytical Date: 10/06/20 07:08
Analyst: MV

Parameter	Result	Qualifier	Units	RL	MDL
Volatile Organics by EPA 5035 Low - Westborough Lab for sample(s): 01,04-05 Batch: WG1418870-5					
Methylene chloride	ND		ug/kg	5.0	2.3
1,1-Dichloroethane	ND		ug/kg	1.0	0.14
Chloroform	ND		ug/kg	1.5	0.14
Carbon tetrachloride	ND		ug/kg	1.0	0.23
1,2-Dichloropropane	ND		ug/kg	1.0	0.12
Dibromochloromethane	ND		ug/kg	1.0	0.14
1,1,2-Trichloroethane	ND		ug/kg	1.0	0.27
Tetrachloroethene	ND		ug/kg	0.50	0.20
Chlorobenzene	ND		ug/kg	0.50	0.13
Trichlorofluoromethane	ND		ug/kg	4.0	0.70
1,2-Dichloroethane	ND		ug/kg	1.0	0.26
1,1,1-Trichloroethane	ND		ug/kg	0.50	0.17
Bromodichloromethane	ND		ug/kg	0.50	0.11
trans-1,3-Dichloropropene	ND		ug/kg	1.0	0.27
cis-1,3-Dichloropropene	ND		ug/kg	0.50	0.16
Bromoform	ND		ug/kg	4.0	0.25
1,1,2,2-Tetrachloroethane	ND		ug/kg	0.50	0.17
Benzene	ND		ug/kg	0.50	0.17
Toluene	ND		ug/kg	1.0	0.54
Ethylbenzene	ND		ug/kg	1.0	0.14
Chloromethane	ND		ug/kg	4.0	0.93
Bromomethane	ND		ug/kg	2.0	0.58
Vinyl chloride	ND		ug/kg	1.0	0.34
Chloroethane	ND		ug/kg	2.0	0.45
1,1-Dichloroethene	ND		ug/kg	1.0	0.24
trans-1,2-Dichloroethene	ND		ug/kg	1.5	0.14
Trichloroethene	ND		ug/kg	0.50	0.14
1,2-Dichlorobenzene	ND		ug/kg	2.0	0.14
1,3-Dichlorobenzene	ND		ug/kg	2.0	0.15

Project Name: 50 ELMWOOD AVENUE **Lab Number:** L2041672

Project Number: 0535-020-001 **Report Date:** 10/12/20

Method Blank Analysis
Batch Quality Control

Analytical Method: 1,8260C
Analytical Date: 10/06/20 07:08
Analyst: MV

Parameter	Result	Qualifier	Units	RL	MDL
Volatile Organics by EPA 5035 Low - Westborough Lab for sample(s): 01,04-05 Batch: WG1418870-5					
1,4-Dichlorobenzene	ND		ug/kg	2.0	0.17
Methyl tert butyl ether	ND		ug/kg	2.0	0.20
p/m-Xylene	ND		ug/kg	2.0	0.56
o-Xylene	ND		ug/kg	1.0	0.29
cis-1,2-Dichloroethene	ND		ug/kg	1.0	0.18
Styrene	ND		ug/kg	1.0	0.20
Dichlorodifluoromethane	ND		ug/kg	10	0.92
Acetone	ND		ug/kg	10	4.8
Carbon disulfide	ND		ug/kg	10	4.6
2-Butanone	ND		ug/kg	10	2.2
4-Methyl-2-pentanone	ND		ug/kg	10	1.3
2-Hexanone	ND		ug/kg	10	1.2
Bromochloromethane	ND		ug/kg	2.0	0.20
1,2-Dibromoethane	ND		ug/kg	1.0	0.28
1,2-Dibromo-3-chloropropane	ND		ug/kg	3.0	1.0
Isopropylbenzene	ND		ug/kg	1.0	0.11
1,2,3-Trichlorobenzene	ND		ug/kg	2.0	0.32
1,2,4-Trichlorobenzene	ND		ug/kg	2.0	0.27
Methyl Acetate	ND		ug/kg	4.0	0.95
Cyclohexane	ND		ug/kg	10	0.54
1,4-Dioxane	ND		ug/kg	80	35.
Freon-113	ND		ug/kg	4.0	0.69
Methyl cyclohexane	ND		ug/kg	4.0	0.60

Project Name: 50 ELMWOOD AVENUE **Lab Number:** L2041672

Project Number: 0535-020-001 **Report Date:** 10/12/20

Method Blank Analysis
Batch Quality Control

Analytical Method: 1,8260C
Analytical Date: 10/06/20 07:08
Analyst: MV

Parameter	Result	Qualifier	Units	RL	MDL
Volatile Organics by EPA 5035 Low - Westborough Lab for sample(s): 01,04-05 Batch: WG1418870-5					

Surrogate	%Recovery	Qualifier	Acceptance Criteria
1,2-Dichloroethane-d4	98		70-130
Toluene-d8	105		70-130
4-Bromofluorobenzene	103		70-130
Dibromofluoromethane	98		70-130

Lab Control Sample Analysis

Batch Quality Control

Project Name: 50 ELMWOOD AVENUE

Project Number: 0535-020-001

Lab Number: L2041672

Report Date: 10/12/20

Parameter	LCS %Recovery	Qual	LCSD %Recovery	Qual	%Recovery Limits	RPD	Qual	RPD Limits
Volatile Organics by EPA 5035 Low - Westborough Lab Associated sample(s): 01,04-05 Batch: WG1418870-3 WG1418870-4								
Methylene chloride	80		81		70-130	1		30
1,1-Dichloroethane	86		84		70-130	2		30
Chloroform	84		82		70-130	2		30
Carbon tetrachloride	90		88		70-130	2		30
1,2-Dichloropropane	84		82		70-130	2		30
Dibromochloromethane	92		92		70-130	0		30
1,1,2-Trichloroethane	90		89		70-130	1		30
Tetrachloroethene	94		91		70-130	3		30
Chlorobenzene	88		88		70-130	0		30
Trichlorofluoromethane	88		88		70-139	0		30
1,2-Dichloroethane	83		82		70-130	1		30
1,1,1-Trichloroethane	86		86		70-130	0		30
Bromodichloromethane	82		81		70-130	1		30
trans-1,3-Dichloropropene	93		91		70-130	2		30
cis-1,3-Dichloropropene	82		81		70-130	1		30
Bromoform	93		94		70-130	1		30
1,1,2,2-Tetrachloroethane	90		91		70-130	1		30
Benzene	83		82		70-130	1		30
Toluene	94		92		70-130	2		30
Ethylbenzene	95		93		70-130	2		30
Chloromethane	81		80		52-130	1		30
Bromomethane	83		88		57-147	6		30
Vinyl chloride	87		87		67-130	0		30

Lab Control Sample Analysis
Batch Quality Control

Project Name: 50 ELMWOOD AVENUE
Project Number: 0535-020-001

Lab Number: L2041672
Report Date: 10/12/20

Parameter	LCS %Recovery	Qual	LCSD %Recovery	Qual	%Recovery Limits	RPD	Qual	RPD Limits
Volatile Organics by EPA 5035 Low - Westborough Lab Associated sample(s): 01,04-05 Batch: WG1418870-3 WG1418870-4								
Chloroethane	88		88		50-151	0		30
1,1-Dichloroethene	88		87		65-135	1		30
trans-1,2-Dichloroethene	87		86		70-130	1		30
Trichloroethene	82		82		70-130	0		30
1,2-Dichlorobenzene	94		93		70-130	1		30
1,3-Dichlorobenzene	96		95		70-130	1		30
1,4-Dichlorobenzene	96		96		70-130	0		30
Methyl tert butyl ether	83		84		66-130	1		30
p/m-Xylene	92		90		70-130	2		30
o-Xylene	90		90		70-130	0		30
cis-1,2-Dichloroethene	84		84		70-130	0		30
Styrene	90		90		70-130	0		30
Dichlorodifluoromethane	91		88		30-146	3		30
Acetone	80		80		54-140	0		30
Carbon disulfide	86		85		59-130	1		30
2-Butanone	78		80		70-130	3		30
4-Methyl-2-pentanone	90		94		70-130	4		30
2-Hexanone	80		86		70-130	7		30
Bromochloromethane	84		83		70-130	1		30
1,2-Dibromoethane	91		91		70-130	0		30
1,2-Dibromo-3-chloropropane	93		96		68-130	3		30
Isopropylbenzene	98		96		70-130	2		30
1,2,3-Trichlorobenzene	94		94		70-130	0		30

Lab Control Sample Analysis

Batch Quality Control

Project Name: 50 ELMWOOD AVENUE

Project Number: 0535-020-001

Lab Number: L2041672

Report Date: 10/12/20

Parameter	LCS %Recovery	Qual	LCSD %Recovery	Qual	%Recovery Limits	RPD	Qual	RPD Limits
Volatile Organics by EPA 5035 Low - Westborough Lab Associated sample(s): 01,04-05 Batch: WG1418870-3 WG1418870-4								
1,2,4-Trichlorobenzene	97		96		70-130	1		30
Methyl Acetate	82		86		51-146	5		30
Cyclohexane	88		88		59-142	0		30
1,4-Dioxane	86		94		65-136	9		30
Freon-113	92		90		50-139	2		30
Methyl cyclohexane	89		87		70-130	2		30

Surrogate	LCS %Recovery	Qual	LCSD %Recovery	Qual	Acceptance Criteria
1,2-Dichloroethane-d4	100		102		70-130
Toluene-d8	105		106		70-130
4-Bromofluorobenzene	102		101		70-130
Dibromofluoromethane	99		101		70-130

SEMIVOLATILES

Project Name: 50 ELMWOOD AVENUE
Project Number: 0535-020-001
Lab Number: L2041672
Report Date: 10/12/20

SAMPLE RESULTS

Lab ID: L2041672-01
Client ID: TP-3 1.5-4 FT
Sample Location: LOCKPORT,NY

Date Collected: 09/30/20 11:20
Date Received: 10/01/20
Field Prep: Not Specified

Sample Depth:
Matrix: Soil
Analytical Method: 1,8270D
Analytical Date: 10/05/20 02:08
Analyst: JRW
Percent Solids: 72%

Extraction Method: EPA 3546
Extraction Date: 10/03/20 17:33

Parameter	Result	Qualifier	Units	RL	MDL	Dilution Factor
Semivolatile Organics by GC/MS - Westborough Lab						
Acenaphthene	ND		ug/kg	180	24.	1
Hexachlorobenzene	ND		ug/kg	140	26.	1
Bis(2-chloroethyl)ether	ND		ug/kg	200	31.	1
2-Chloronaphthalene	ND		ug/kg	230	22.	1
3,3'-Dichlorobenzidine	ND		ug/kg	230	60.	1
2,4-Dinitrotoluene	ND		ug/kg	230	46.	1
2,6-Dinitrotoluene	ND		ug/kg	230	39.	1
Fluoranthene	380		ug/kg	140	26.	1
4-Chlorophenyl phenyl ether	ND		ug/kg	230	24.	1
4-Bromophenyl phenyl ether	ND		ug/kg	230	35.	1
Bis(2-chloroisopropyl)ether	ND		ug/kg	270	39.	1
Bis(2-chloroethoxy)methane	ND		ug/kg	240	23.	1
Hexachlorobutadiene	ND		ug/kg	230	33.	1
Hexachlorocyclopentadiene	ND		ug/kg	650	210	1
Hexachloroethane	ND		ug/kg	180	37.	1
Isophorone	ND		ug/kg	200	30.	1
Naphthalene	ND		ug/kg	230	28.	1
Nitrobenzene	ND		ug/kg	200	34.	1
NDPA/DPA	ND		ug/kg	180	26.	1
n-Nitrosodi-n-propylamine	ND		ug/kg	230	35.	1
Bis(2-ethylhexyl)phthalate	ND		ug/kg	230	79.	1
Butyl benzyl phthalate	ND		ug/kg	230	57.	1
Di-n-butylphthalate	ND		ug/kg	230	43.	1
Di-n-octylphthalate	ND		ug/kg	230	77.	1
Diethyl phthalate	ND		ug/kg	230	21.	1
Dimethyl phthalate	ND		ug/kg	230	48.	1
Benzo(a)anthracene	250		ug/kg	140	26.	1
Benzo(a)pyrene	310		ug/kg	180	56.	1

Project Name: 50 ELMWOOD AVENUE **Lab Number:** L2041672

Project Number: 0535-020-001 **Report Date:** 10/12/20

SAMPLE RESULTS

Lab ID: L2041672-01 Date Collected: 09/30/20 11:20

Client ID: TP-3 1.5-4 FT Date Received: 10/01/20

Sample Location: LOCKPORT,NY Field Prep: Not Specified

Sample Depth:

Parameter	Result	Qualifier	Units	RL	MDL	Dilution Factor
Semivolatile Organics by GC/MS - Westborough Lab						
Benzo(b)fluoranthene	400		ug/kg	140	38.	1
Benzo(k)fluoranthene	110	J	ug/kg	140	36.	1
Chrysene	250		ug/kg	140	24.	1
Acenaphthylene	ND		ug/kg	180	35.	1
Anthracene	48	J	ug/kg	140	44.	1
Benzo(ghi)perylene	460		ug/kg	180	27.	1
Fluorene	ND		ug/kg	230	22.	1
Phenanthrene	220		ug/kg	140	28.	1
Dibenzo(a,h)anthracene	69	J	ug/kg	140	26.	1
Indeno(1,2,3-cd)pyrene	330		ug/kg	180	32.	1
Pyrene	330		ug/kg	140	23.	1
Biphenyl	ND		ug/kg	520	53.	1
4-Chloroaniline	ND		ug/kg	230	41.	1
2-Nitroaniline	ND		ug/kg	230	44.	1
3-Nitroaniline	ND		ug/kg	230	43.	1
4-Nitroaniline	ND		ug/kg	230	94.	1
Dibenzofuran	ND		ug/kg	230	22.	1
2-Methylnaphthalene	ND		ug/kg	270	28.	1
1,2,4,5-Tetrachlorobenzene	ND		ug/kg	230	24.	1
Acetophenone	ND		ug/kg	230	28.	1
2,4,6-Trichlorophenol	ND		ug/kg	140	43.	1
p-Chloro-m-cresol	ND		ug/kg	230	34.	1
2-Chlorophenol	ND		ug/kg	230	27.	1
2,4-Dichlorophenol	ND		ug/kg	200	37.	1
2,4-Dimethylphenol	ND		ug/kg	230	75.	1
2-Nitrophenol	ND		ug/kg	490	86.	1
4-Nitrophenol	ND		ug/kg	320	93.	1
2,4-Dinitrophenol	ND		ug/kg	1100	110	1
4,6-Dinitro-o-cresol	ND		ug/kg	590	110	1
Pentachlorophenol	ND		ug/kg	180	50.	1
Phenol	ND		ug/kg	230	34.	1
2-Methylphenol	ND		ug/kg	230	35.	1
3-Methylphenol/4-Methylphenol	ND		ug/kg	330	36.	1
2,4,5-Trichlorophenol	ND		ug/kg	230	44.	1
Carbazole	22	J	ug/kg	230	22.	1
Atrazine	ND		ug/kg	180	80.	1
Benzaldehyde	ND		ug/kg	300	61.	1

Project Name: 50 ELMWOOD AVENUE **Lab Number:** L2041672

Project Number: 0535-020-001 **Report Date:** 10/12/20

SAMPLE RESULTS

Lab ID: L2041672-01 Date Collected: 09/30/20 11:20

Client ID: TP-3 1.5-4 FT Date Received: 10/01/20

Sample Location: LOCKPORT,NY Field Prep: Not Specified

Sample Depth:

Parameter	Result	Qualifier	Units	RL	MDL	Dilution Factor
Semivolatile Organics by GC/MS - Westborough Lab						
Caprolactam	ND		ug/kg	230	69.	1
2,3,4,6-Tetrachlorophenol	ND		ug/kg	230	46.	1

Surrogate	% Recovery	Qualifier	Acceptance Criteria
2-Fluorophenol	76		25-120
Phenol-d6	78		10-120
Nitrobenzene-d5	86		23-120
2-Fluorobiphenyl	70		30-120
2,4,6-Tribromophenol	68		10-136
4-Terphenyl-d14	43		18-120

Project Name: 50 ELMWOOD AVENUE
Project Number: 0535-020-001
Lab Number: L2041672
Report Date: 10/12/20

SAMPLE RESULTS

Lab ID: L2041672-02
Client ID: TP-4 0.5-2.5 FT
Sample Location: LOCKPORT,NY

Date Collected: 09/30/20 11:50
Date Received: 10/01/20
Field Prep: Not Specified

Sample Depth:
Matrix: Soil
Analytical Method: 1,8270D
Analytical Date: 10/05/20 02:32
Analyst: JRW
Percent Solids: 78%

Extraction Method: EPA 3546
Extraction Date: 10/03/20 17:33

Parameter	Result	Qualifier	Units	RL	MDL	Dilution Factor
Semivolatile Organics by GC/MS - Westborough Lab						
Acenaphthene	ND		ug/kg	160	21.	1
Hexachlorobenzene	ND		ug/kg	120	23.	1
Bis(2-chloroethyl)ether	ND		ug/kg	190	28.	1
2-Chloronaphthalene	ND		ug/kg	210	20.	1
3,3'-Dichlorobenzidine	ND		ug/kg	210	55.	1
2,4-Dinitrotoluene	ND		ug/kg	210	41.	1
2,6-Dinitrotoluene	ND		ug/kg	210	36.	1
Fluoranthene	80	J	ug/kg	120	24.	1
4-Chlorophenyl phenyl ether	ND		ug/kg	210	22.	1
4-Bromophenyl phenyl ether	ND		ug/kg	210	32.	1
Bis(2-chloroisopropyl)ether	ND		ug/kg	250	35.	1
Bis(2-chloroethoxy)methane	ND		ug/kg	220	21.	1
Hexachlorobutadiene	ND		ug/kg	210	30.	1
Hexachlorocyclopentadiene	ND		ug/kg	590	190	1
Hexachloroethane	ND		ug/kg	160	34.	1
Isophorone	ND		ug/kg	190	27.	1
Naphthalene	ND		ug/kg	210	25.	1
Nitrobenzene	ND		ug/kg	190	31.	1
NDPA/DPA	ND		ug/kg	160	24.	1
n-Nitrosodi-n-propylamine	ND		ug/kg	210	32.	1
Bis(2-ethylhexyl)phthalate	ND		ug/kg	210	72.	1
Butyl benzyl phthalate	ND		ug/kg	210	52.	1
Di-n-butylphthalate	ND		ug/kg	210	39.	1
Di-n-octylphthalate	ND		ug/kg	210	70.	1
Diethyl phthalate	ND		ug/kg	210	19.	1
Dimethyl phthalate	ND		ug/kg	210	44.	1
Benzo(a)anthracene	50	J	ug/kg	120	23.	1
Benzo(a)pyrene	64	J	ug/kg	160	51.	1

Project Name: 50 ELMWOOD AVENUE **Lab Number:** L2041672

Project Number: 0535-020-001 **Report Date:** 10/12/20

SAMPLE RESULTS

Lab ID: L2041672-02 Date Collected: 09/30/20 11:50

Client ID: TP-4 0.5-2.5 FT Date Received: 10/01/20

Sample Location: LOCKPORT,NY Field Prep: Not Specified

Sample Depth:

Parameter	Result	Qualifier	Units	RL	MDL	Dilution Factor
Semivolatile Organics by GC/MS - Westborough Lab						
Benzo(b)fluoranthene	83	J	ug/kg	120	35.	1
Benzo(k)fluoranthene	ND		ug/kg	120	33.	1
Chrysene	51	J	ug/kg	120	22.	1
Acenaphthylene	ND		ug/kg	160	32.	1
Anthracene	ND		ug/kg	120	40.	1
Benzo(ghi)perylene	56	J	ug/kg	160	24.	1
Fluorene	ND		ug/kg	210	20.	1
Phenanthrene	ND		ug/kg	120	25.	1
Dibenzo(a,h)anthracene	ND		ug/kg	120	24.	1
Indeno(1,2,3-cd)pyrene	59	J	ug/kg	160	29.	1
Pyrene	72	J	ug/kg	120	21.	1
Biphenyl	ND		ug/kg	470	48.	1
4-Chloroaniline	ND		ug/kg	210	38.	1
2-Nitroaniline	ND		ug/kg	210	40.	1
3-Nitroaniline	ND		ug/kg	210	39.	1
4-Nitroaniline	ND		ug/kg	210	86.	1
Dibenzofuran	ND		ug/kg	210	20.	1
2-Methylnaphthalene	ND		ug/kg	250	25.	1
1,2,4,5-Tetrachlorobenzene	ND		ug/kg	210	22.	1
Acetophenone	ND		ug/kg	210	26.	1
2,4,6-Trichlorophenol	ND		ug/kg	120	39.	1
p-Chloro-m-cresol	ND		ug/kg	210	31.	1
2-Chlorophenol	ND		ug/kg	210	24.	1
2,4-Dichlorophenol	ND		ug/kg	190	33.	1
2,4-Dimethylphenol	ND		ug/kg	210	68.	1
2-Nitrophenol	ND		ug/kg	450	78.	1
4-Nitrophenol	ND		ug/kg	290	85.	1
2,4-Dinitrophenol	ND		ug/kg	1000	97.	1
4,6-Dinitro-o-cresol	ND		ug/kg	540	100	1
Pentachlorophenol	ND		ug/kg	160	46.	1
Phenol	ND		ug/kg	210	31.	1
2-Methylphenol	ND		ug/kg	210	32.	1
3-Methylphenol/4-Methylphenol	ND		ug/kg	300	32.	1
2,4,5-Trichlorophenol	ND		ug/kg	210	40.	1
Carbazole	ND		ug/kg	210	20.	1
Atrazine	ND		ug/kg	160	72.	1
Benzaldehyde	ND		ug/kg	270	56.	1

Project Name: 50 ELMWOOD AVENUE **Lab Number:** L2041672

Project Number: 0535-020-001 **Report Date:** 10/12/20

SAMPLE RESULTS

Lab ID: L2041672-02 Date Collected: 09/30/20 11:50

Client ID: TP-4 0.5-2.5 FT Date Received: 10/01/20

Sample Location: LOCKPORT,NY Field Prep: Not Specified

Sample Depth:

Parameter	Result	Qualifier	Units	RL	MDL	Dilution Factor
Semivolatile Organics by GC/MS - Westborough Lab						
Caprolactam	ND		ug/kg	210	63.	1
2,3,4,6-Tetrachlorophenol	ND		ug/kg	210	42.	1

Surrogate	% Recovery	Qualifier	Acceptance Criteria
2-Fluorophenol	74		25-120
Phenol-d6	74		10-120
Nitrobenzene-d5	83		23-120
2-Fluorobiphenyl	74		30-120
2,4,6-Tribromophenol	60		10-136
4-Terphenyl-d14	57		18-120

Project Name: 50 ELMWOOD AVENUE
Project Number: 0535-020-001
Lab Number: L2041672
Report Date: 10/12/20

SAMPLE RESULTS

Lab ID: L2041672-03
Client ID: TP-8 1-1.5 FT
Sample Location: LOCKPORT,NY

Date Collected: 09/30/20 14:50
Date Received: 10/01/20
Field Prep: Not Specified

Sample Depth:
Matrix: Soil
Analytical Method: 1,8270D
Analytical Date: 10/05/20 02:56
Analyst: JRW
Percent Solids: 84%

Extraction Method: EPA 3546
Extraction Date: 10/03/20 17:33

Parameter	Result	Qualifier	Units	RL	MDL	Dilution Factor
Semivolatile Organics by GC/MS - Westborough Lab						
Acenaphthene	ND		ug/kg	150	20.	1
Hexachlorobenzene	ND		ug/kg	120	22.	1
Bis(2-chloroethyl)ether	ND		ug/kg	170	26.	1
2-Chloronaphthalene	ND		ug/kg	190	19.	1
3,3'-Dichlorobenzidine	ND		ug/kg	190	51.	1
2,4-Dinitrotoluene	ND		ug/kg	190	38.	1
2,6-Dinitrotoluene	ND		ug/kg	190	33.	1
Fluoranthene	320		ug/kg	120	22.	1
4-Chlorophenyl phenyl ether	ND		ug/kg	190	20.	1
4-Bromophenyl phenyl ether	ND		ug/kg	190	29.	1
Bis(2-chloroisopropyl)ether	ND		ug/kg	230	33.	1
Bis(2-chloroethoxy)methane	ND		ug/kg	210	19.	1
Hexachlorobutadiene	ND		ug/kg	190	28.	1
Hexachlorocyclopentadiene	ND		ug/kg	550	170	1
Hexachloroethane	ND		ug/kg	150	31.	1
Isophorone	ND		ug/kg	170	25.	1
Naphthalene	ND		ug/kg	190	23.	1
Nitrobenzene	ND		ug/kg	170	28.	1
NDPA/DPA	ND		ug/kg	150	22.	1
n-Nitrosodi-n-propylamine	ND		ug/kg	190	30.	1
Bis(2-ethylhexyl)phthalate	ND		ug/kg	190	66.	1
Butyl benzyl phthalate	ND		ug/kg	190	48.	1
Di-n-butylphthalate	ND		ug/kg	190	36.	1
Di-n-octylphthalate	ND		ug/kg	190	65.	1
Diethyl phthalate	ND		ug/kg	190	18.	1
Dimethyl phthalate	ND		ug/kg	190	40.	1
Benzo(a)anthracene	170		ug/kg	120	22.	1
Benzo(a)pyrene	160		ug/kg	150	47.	1

Project Name: 50 ELMWOOD AVENUE **Lab Number:** L2041672

Project Number: 0535-020-001 **Report Date:** 10/12/20

SAMPLE RESULTS

Lab ID: L2041672-03 Date Collected: 09/30/20 14:50

Client ID: TP-8 1-1.5 FT Date Received: 10/01/20

Sample Location: LOCKPORT,NY Field Prep: Not Specified

Sample Depth:

Parameter	Result	Qualifier	Units	RL	MDL	Dilution Factor
Semivolatile Organics by GC/MS - Westborough Lab						
Benzo(b)fluoranthene	190		ug/kg	120	32.	1
Benzo(k)fluoranthene	82	J	ug/kg	120	31.	1
Chrysene	170		ug/kg	120	20.	1
Acenaphthylene	ND		ug/kg	150	30.	1
Anthracene	ND		ug/kg	120	37.	1
Benzo(ghi)perylene	94	J	ug/kg	150	22.	1
Fluorene	ND		ug/kg	190	19.	1
Phenanthrene	150		ug/kg	120	23.	1
Dibenzo(a,h)anthracene	26	J	ug/kg	120	22.	1
Indeno(1,2,3-cd)pyrene	100	J	ug/kg	150	27.	1
Pyrene	270		ug/kg	120	19.	1
Biphenyl	ND		ug/kg	440	44.	1
4-Chloroaniline	ND		ug/kg	190	35.	1
2-Nitroaniline	ND		ug/kg	190	37.	1
3-Nitroaniline	ND		ug/kg	190	36.	1
4-Nitroaniline	ND		ug/kg	190	79.	1
Dibenzofuran	ND		ug/kg	190	18.	1
2-Methylnaphthalene	ND		ug/kg	230	23.	1
1,2,4,5-Tetrachlorobenzene	ND		ug/kg	190	20.	1
Acetophenone	ND		ug/kg	190	24.	1
2,4,6-Trichlorophenol	ND		ug/kg	120	36.	1
p-Chloro-m-cresol	ND		ug/kg	190	29.	1
2-Chlorophenol	ND		ug/kg	190	23.	1
2,4-Dichlorophenol	ND		ug/kg	170	31.	1
2,4-Dimethylphenol	ND		ug/kg	190	63.	1
2-Nitrophenol	ND		ug/kg	410	72.	1
4-Nitrophenol	ND		ug/kg	270	78.	1
2,4-Dinitrophenol	ND		ug/kg	920	89.	1
4,6-Dinitro-o-cresol	ND		ug/kg	500	92.	1
Pentachlorophenol	ND		ug/kg	150	42.	1
Phenol	ND		ug/kg	190	29.	1
2-Methylphenol	ND		ug/kg	190	30.	1
3-Methylphenol/4-Methylphenol	ND		ug/kg	280	30.	1
2,4,5-Trichlorophenol	ND		ug/kg	190	37.	1
Carbazole	ND		ug/kg	190	19.	1
Atrazine	ND		ug/kg	150	67.	1
Benzaldehyde	ND		ug/kg	250	52.	1

Project Name: 50 ELMWOOD AVENUE **Lab Number:** L2041672

Project Number: 0535-020-001 **Report Date:** 10/12/20

SAMPLE RESULTS

Lab ID: L2041672-03 Date Collected: 09/30/20 14:50

Client ID: TP-8 1-1.5 FT Date Received: 10/01/20

Sample Location: LOCKPORT,NY Field Prep: Not Specified

Sample Depth:

Parameter	Result	Qualifier	Units	RL	MDL	Dilution Factor
Semivolatile Organics by GC/MS - Westborough Lab						
Caprolactam	ND		ug/kg	190	58.	1
2,3,4,6-Tetrachlorophenol	ND		ug/kg	190	39.	1

Surrogate	% Recovery	Qualifier	Acceptance Criteria
2-Fluorophenol	84		25-120
Phenol-d6	87		10-120
Nitrobenzene-d5	89		23-120
2-Fluorobiphenyl	74		30-120
2,4,6-Tribromophenol	69		10-136
4-Terphenyl-d14	62		18-120

Project Name: 50 ELMWOOD AVENUE
Project Number: 0535-020-001
Lab Number: L2041672
Report Date: 10/12/20

SAMPLE RESULTS

Lab ID: L2041672-04
Client ID: TP-9 4-5 FT
Sample Location: LOCKPORT,NY

Date Collected: 09/30/20 16:00
Date Received: 10/01/20
Field Prep: Not Specified

Sample Depth:
Matrix: Soil
Analytical Method: 1,8270D
Analytical Date: 10/05/20 00:33
Analyst: JRW
Percent Solids: 58%

Extraction Method: EPA 3546
Extraction Date: 10/03/20 17:33

Parameter	Result	Qualifier	Units	RL	MDL	Dilution Factor
Semivolatile Organics by GC/MS - Westborough Lab						
Acenaphthene	ND		ug/kg	230	30.	1
Hexachlorobenzene	ND		ug/kg	170	32.	1
Bis(2-chloroethyl)ether	ND		ug/kg	260	39.	1
2-Chloronaphthalene	ND		ug/kg	280	28.	1
3,3'-Dichlorobenzidine	ND		ug/kg	280	76.	1
2,4-Dinitrotoluene	ND		ug/kg	280	57.	1
2,6-Dinitrotoluene	ND		ug/kg	280	49.	1
Fluoranthene	ND		ug/kg	170	33.	1
4-Chlorophenyl phenyl ether	ND		ug/kg	280	30.	1
4-Bromophenyl phenyl ether	ND		ug/kg	280	44.	1
Bis(2-chloroisopropyl)ether	ND		ug/kg	340	49.	1
Bis(2-chloroethoxy)methane	ND		ug/kg	310	29.	1
Hexachlorobutadiene	ND		ug/kg	280	42.	1
Hexachlorocyclopentadiene	ND		ug/kg	820	260	1
Hexachloroethane	ND		ug/kg	230	46.	1
Isophorone	ND		ug/kg	260	37.	1
Naphthalene	ND		ug/kg	280	35.	1
Nitrobenzene	ND		ug/kg	260	42.	1
NDPA/DPA	ND		ug/kg	230	32.	1
n-Nitrosodi-n-propylamine	ND		ug/kg	280	44.	1
Bis(2-ethylhexyl)phthalate	ND		ug/kg	280	99.	1
Butyl benzyl phthalate	ND		ug/kg	280	72.	1
Di-n-butylphthalate	ND		ug/kg	280	54.	1
Di-n-octylphthalate	ND		ug/kg	280	97.	1
Diethyl phthalate	ND		ug/kg	280	26.	1
Dimethyl phthalate	ND		ug/kg	280	60.	1
Benzo(a)anthracene	ND		ug/kg	170	32.	1
Benzo(a)pyrene	ND		ug/kg	230	70.	1

Project Name: 50 ELMWOOD AVENUE **Lab Number:** L2041672

Project Number: 0535-020-001 **Report Date:** 10/12/20

SAMPLE RESULTS

Lab ID: L2041672-04 Date Collected: 09/30/20 16:00

Client ID: TP-9 4-5 FT Date Received: 10/01/20

Sample Location: LOCKPORT,NY Field Prep: Not Specified

Sample Depth:

Parameter	Result	Qualifier	Units	RL	MDL	Dilution Factor
Semivolatile Organics by GC/MS - Westborough Lab						
Benzo(b)fluoranthene	ND		ug/kg	170	48.	1
Benzo(k)fluoranthene	ND		ug/kg	170	46.	1
Chrysene	ND		ug/kg	170	30.	1
Acenaphthylene	ND		ug/kg	230	44.	1
Anthracene	ND		ug/kg	170	56.	1
Benzo(ghi)perylene	ND		ug/kg	230	34.	1
Fluorene	ND		ug/kg	280	28.	1
Phenanthrene	ND		ug/kg	170	35.	1
Dibenzo(a,h)anthracene	ND		ug/kg	170	33.	1
Indeno(1,2,3-cd)pyrene	ND		ug/kg	230	40.	1
Pyrene	ND		ug/kg	170	28.	1
Biphenyl	ND		ug/kg	650	66.	1
4-Chloroaniline	ND		ug/kg	280	52.	1
2-Nitroaniline	ND		ug/kg	280	55.	1
3-Nitroaniline	ND		ug/kg	280	54.	1
4-Nitroaniline	ND		ug/kg	280	120	1
Dibenzofuran	ND		ug/kg	280	27.	1
2-Methylnaphthalene	ND		ug/kg	340	34.	1
1,2,4,5-Tetrachlorobenzene	ND		ug/kg	280	30.	1
Acetophenone	ND		ug/kg	280	35.	1
2,4,6-Trichlorophenol	ND		ug/kg	170	54.	1
p-Chloro-m-cresol	ND		ug/kg	280	42.	1
2-Chlorophenol	ND		ug/kg	280	34.	1
2,4-Dichlorophenol	ND		ug/kg	260	46.	1
2,4-Dimethylphenol	ND		ug/kg	280	94.	1
2-Nitrophenol	ND		ug/kg	620	110	1
4-Nitrophenol	ND		ug/kg	400	120	1
2,4-Dinitrophenol	ND		ug/kg	1400	130	1
4,6-Dinitro-o-cresol	ND		ug/kg	740	140	1
Pentachlorophenol	ND		ug/kg	230	63.	1
Phenol	ND		ug/kg	280	43.	1
2-Methylphenol	ND		ug/kg	280	44.	1
3-Methylphenol/4-Methylphenol	ND		ug/kg	410	45.	1
2,4,5-Trichlorophenol	ND		ug/kg	280	55.	1
Carbazole	ND		ug/kg	280	28.	1
Atrazine	ND		ug/kg	230	100	1
Benzaldehyde	ND		ug/kg	380	77.	1

Project Name: 50 ELMWOOD AVENUE **Lab Number:** L2041672

Project Number: 0535-020-001 **Report Date:** 10/12/20

SAMPLE RESULTS

Lab ID: L2041672-04 Date Collected: 09/30/20 16:00

Client ID: TP-9 4-5 FT Date Received: 10/01/20

Sample Location: LOCKPORT,NY Field Prep: Not Specified

Sample Depth:

Parameter	Result	Qualifier	Units	RL	MDL	Dilution Factor
Semivolatile Organics by GC/MS - Westborough Lab						
Caprolactam	ND		ug/kg	280	87.	1
2,3,4,6-Tetrachlorophenol	ND		ug/kg	280	58.	1

Surrogate	% Recovery	Qualifier	Acceptance Criteria
2-Fluorophenol	72		25-120
Phenol-d6	72		10-120
Nitrobenzene-d5	72		23-120
2-Fluorobiphenyl	65		30-120
2,4,6-Tribromophenol	63		10-136
4-Terphenyl-d14	52		18-120

Project Name: 50 ELMWOOD AVENUE
Project Number: 0535-020-001
Lab Number: L2041672
Report Date: 10/12/20

SAMPLE RESULTS

Lab ID: L2041672-05
Client ID: TP-9 5-6 FT
Sample Location: LOCKPORT,NY

Date Collected: 09/30/20 16:00
Date Received: 10/01/20
Field Prep: Not Specified

Sample Depth:
Matrix: Soil
Analytical Method: 1,8270D
Analytical Date: 10/05/20 00:57
Analyst: JRW
Percent Solids: 80%

Extraction Method: EPA 3546
Extraction Date: 10/03/20 17:33

Parameter	Result	Qualifier	Units	RL	MDL	Dilution Factor
Semivolatile Organics by GC/MS - Westborough Lab						
Acenaphthene	ND		ug/kg	160	21.	1
Hexachlorobenzene	ND		ug/kg	120	23.	1
Bis(2-chloroethyl)ether	ND		ug/kg	180	28.	1
2-Chloronaphthalene	ND		ug/kg	210	20.	1
3,3'-Dichlorobenzidine	ND		ug/kg	210	55.	1
2,4-Dinitrotoluene	ND		ug/kg	210	41.	1
2,6-Dinitrotoluene	ND		ug/kg	210	35.	1
Fluoranthene	ND		ug/kg	120	24.	1
4-Chlorophenyl phenyl ether	ND		ug/kg	210	22.	1
4-Bromophenyl phenyl ether	ND		ug/kg	210	31.	1
Bis(2-chloroisopropyl)ether	ND		ug/kg	250	35.	1
Bis(2-chloroethoxy)methane	ND		ug/kg	220	21.	1
Hexachlorobutadiene	ND		ug/kg	210	30.	1
Hexachlorocyclopentadiene	ND		ug/kg	590	190	1
Hexachloroethane	ND		ug/kg	160	33.	1
Isophorone	ND		ug/kg	180	27.	1
Naphthalene	ND		ug/kg	210	25.	1
Nitrobenzene	ND		ug/kg	180	30.	1
NDPA/DPA	ND		ug/kg	160	23.	1
n-Nitrosodi-n-propylamine	ND		ug/kg	210	32.	1
Bis(2-ethylhexyl)phthalate	ND		ug/kg	210	71.	1
Butyl benzyl phthalate	ND		ug/kg	210	52.	1
Di-n-butylphthalate	ND		ug/kg	210	39.	1
Di-n-octylphthalate	ND		ug/kg	210	70.	1
Diethyl phthalate	ND		ug/kg	210	19.	1
Dimethyl phthalate	ND		ug/kg	210	43.	1
Benzo(a)anthracene	ND		ug/kg	120	23.	1
Benzo(a)pyrene	ND		ug/kg	160	50.	1

Project Name: 50 ELMWOOD AVENUE **Lab Number:** L2041672

Project Number: 0535-020-001 **Report Date:** 10/12/20

SAMPLE RESULTS

Lab ID: L2041672-05 Date Collected: 09/30/20 16:00

Client ID: TP-9 5-6 FT Date Received: 10/01/20

Sample Location: LOCKPORT,NY Field Prep: Not Specified

Sample Depth:

Parameter	Result	Qualifier	Units	RL	MDL	Dilution Factor
Semivolatile Organics by GC/MS - Westborough Lab						
Benzo(b)fluoranthene	ND		ug/kg	120	35.	1
Benzo(k)fluoranthene	ND		ug/kg	120	33.	1
Chrysene	ND		ug/kg	120	21.	1
Acenaphthylene	ND		ug/kg	160	32.	1
Anthracene	ND		ug/kg	120	40.	1
Benzo(ghi)perylene	ND		ug/kg	160	24.	1
Fluorene	ND		ug/kg	210	20.	1
Phenanthrene	ND		ug/kg	120	25.	1
Dibenzo(a,h)anthracene	ND		ug/kg	120	24.	1
Indeno(1,2,3-cd)pyrene	ND		ug/kg	160	29.	1
Pyrene	ND		ug/kg	120	20.	1
Biphenyl	ND		ug/kg	470	48.	1
4-Chloroaniline	ND		ug/kg	210	38.	1
2-Nitroaniline	ND		ug/kg	210	40.	1
3-Nitroaniline	ND		ug/kg	210	39.	1
4-Nitroaniline	ND		ug/kg	210	85.	1
Dibenzofuran	ND		ug/kg	210	20.	1
2-Methylnaphthalene	ND		ug/kg	250	25.	1
1,2,4,5-Tetrachlorobenzene	ND		ug/kg	210	22.	1
Acetophenone	ND		ug/kg	210	26.	1
2,4,6-Trichlorophenol	ND		ug/kg	120	39.	1
p-Chloro-m-cresol	ND		ug/kg	210	31.	1
2-Chlorophenol	ND		ug/kg	210	24.	1
2,4-Dichlorophenol	ND		ug/kg	180	33.	1
2,4-Dimethylphenol	ND		ug/kg	210	68.	1
2-Nitrophenol	ND		ug/kg	440	78.	1
4-Nitrophenol	ND		ug/kg	290	84.	1
2,4-Dinitrophenol	ND		ug/kg	990	96.	1
4,6-Dinitro-o-cresol	ND		ug/kg	540	99.	1
Pentachlorophenol	ND		ug/kg	160	45.	1
Phenol	ND		ug/kg	210	31.	1
2-Methylphenol	ND		ug/kg	210	32.	1
3-Methylphenol/4-Methylphenol	ND		ug/kg	300	32.	1
2,4,5-Trichlorophenol	ND		ug/kg	210	40.	1
Carbazole	ND		ug/kg	210	20.	1
Atrazine	ND		ug/kg	160	72.	1
Benzaldehyde	ND		ug/kg	270	56.	1

Project Name: 50 ELMWOOD AVENUE **Lab Number:** L2041672

Project Number: 0535-020-001 **Report Date:** 10/12/20

SAMPLE RESULTS

Lab ID: L2041672-05 Date Collected: 09/30/20 16:00

Client ID: TP-9 5-6 FT Date Received: 10/01/20

Sample Location: LOCKPORT,NY Field Prep: Not Specified

Sample Depth:

Parameter	Result	Qualifier	Units	RL	MDL	Dilution Factor
Semivolatile Organics by GC/MS - Westborough Lab						
Caprolactam	ND		ug/kg	210	63.	1
2,3,4,6-Tetrachlorophenol	ND		ug/kg	210	42.	1

Surrogate	% Recovery	Qualifier	Acceptance Criteria
2-Fluorophenol	78		25-120
Phenol-d6	79		10-120
Nitrobenzene-d5	80		23-120
2-Fluorobiphenyl	76		30-120
2,4,6-Tribromophenol	71		10-136
4-Terphenyl-d14	62		18-120

Project Name: 50 ELMWOOD AVENUE
Project Number: 0535-020-001
Lab Number: L2041672
Report Date: 10/12/20

Method Blank Analysis
Batch Quality Control

Analytical Method: 1,8270D
Analytical Date: 10/04/20 20:58
Analyst: IM

Extraction Method: EPA 3546
Extraction Date: 10/03/20 17:33

Parameter	Result	Qualifier	Units	RL	MDL
Semivolatile Organics by GC/MS - Westborough Lab for sample(s): 01-05 Batch: WG1417821-1					
Acenaphthene	ND		ug/kg	130	17.
Hexachlorobenzene	ND		ug/kg	100	19.
Bis(2-chloroethyl)ether	ND		ug/kg	150	22.
2-Chloronaphthalene	ND		ug/kg	170	16.
3,3'-Dichlorobenzidine	ND		ug/kg	170	44.
2,4-Dinitrotoluene	ND		ug/kg	170	33.
2,6-Dinitrotoluene	ND		ug/kg	170	28.
Fluoranthene	ND		ug/kg	100	19.
4-Chlorophenyl phenyl ether	ND		ug/kg	170	18.
4-Bromophenyl phenyl ether	ND		ug/kg	170	25.
Bis(2-chloroisopropyl)ether	ND		ug/kg	200	28.
Bis(2-chloroethoxy)methane	ND		ug/kg	180	17.
Hexachlorobutadiene	ND		ug/kg	170	24.
Hexachlorocyclopentadiene	ND		ug/kg	480	150
Hexachloroethane	ND		ug/kg	130	27.
Isophorone	ND		ug/kg	150	22.
Naphthalene	ND		ug/kg	170	20.
Nitrobenzene	ND		ug/kg	150	25.
NDPA/DPA	ND		ug/kg	130	19.
n-Nitrosodi-n-propylamine	ND		ug/kg	170	26.
Bis(2-ethylhexyl)phthalate	ND		ug/kg	170	58.
Butyl benzyl phthalate	ND		ug/kg	170	42.
Di-n-butylphthalate	ND		ug/kg	170	32.
Di-n-octylphthalate	ND		ug/kg	170	56.
Diethyl phthalate	ND		ug/kg	170	15.
Dimethyl phthalate	ND		ug/kg	170	35.
Benzo(a)anthracene	ND		ug/kg	100	19.
Benzo(a)pyrene	ND		ug/kg	130	41.
Benzo(b)fluoranthene	ND		ug/kg	100	28.

Project Name: 50 ELMWOOD AVENUE
Project Number: 0535-020-001
Lab Number: L2041672
Report Date: 10/12/20

Method Blank Analysis
Batch Quality Control

Analytical Method: 1,8270D
Analytical Date: 10/04/20 20:58
Analyst: IM

Extraction Method: EPA 3546
Extraction Date: 10/03/20 17:33

Parameter	Result	Qualifier	Units	RL	MDL
Semivolatile Organics by GC/MS - Westborough Lab for sample(s): 01-05 Batch: WG1417821-1					
Benzo(k)fluoranthene	ND		ug/kg	100	27.
Chrysene	ND		ug/kg	100	17.
Acenaphthylene	ND		ug/kg	130	26.
Anthracene	ND		ug/kg	100	32.
Benzo(ghi)perylene	ND		ug/kg	130	20.
Fluorene	ND		ug/kg	170	16.
Phenanthrene	ND		ug/kg	100	20.
Dibenzo(a,h)anthracene	ND		ug/kg	100	19.
Indeno(1,2,3-cd)pyrene	ND		ug/kg	130	23.
Pyrene	ND		ug/kg	100	16.
Biphenyl	ND		ug/kg	380	39.
4-Chloroaniline	ND		ug/kg	170	30.
2-Nitroaniline	ND		ug/kg	170	32.
3-Nitroaniline	ND		ug/kg	170	31.
4-Nitroaniline	ND		ug/kg	170	69.
Dibenzofuran	ND		ug/kg	170	16.
2-Methylnaphthalene	ND		ug/kg	200	20.
1,2,4,5-Tetrachlorobenzene	ND		ug/kg	170	17.
Acetophenone	ND		ug/kg	170	21.
2,4,6-Trichlorophenol	ND		ug/kg	100	32.
p-Chloro-m-cresol	ND		ug/kg	170	25.
2-Chlorophenol	ND		ug/kg	170	20.
2,4-Dichlorophenol	ND		ug/kg	150	27.
2,4-Dimethylphenol	ND		ug/kg	170	55.
2-Nitrophenol	ND		ug/kg	360	62.
4-Nitrophenol	ND		ug/kg	230	68.
2,4-Dinitrophenol	ND		ug/kg	800	78.
4,6-Dinitro-o-cresol	ND		ug/kg	430	80.
Pentachlorophenol	ND		ug/kg	130	37.

Project Name: 50 ELMWOOD AVENUE
Project Number: 0535-020-001
Lab Number: L2041672
Report Date: 10/12/20

Method Blank Analysis
Batch Quality Control

Analytical Method: 1,8270D
Analytical Date: 10/04/20 20:58
Analyst: IM

Extraction Method: EPA 3546
Extraction Date: 10/03/20 17:33

Parameter	Result	Qualifier	Units	RL	MDL
Semivolatile Organics by GC/MS - Westborough Lab for sample(s): 01-05 Batch: WG1417821-1					
Phenol	ND		ug/kg	170	25.
2-Methylphenol	ND		ug/kg	170	26.
3-Methylphenol/4-Methylphenol	ND		ug/kg	240	26.
2,4,5-Trichlorophenol	ND		ug/kg	170	32.
Carbazole	ND		ug/kg	170	16.
Atrazine	ND		ug/kg	130	58.
Benzaldehyde	ND		ug/kg	220	45.
Caprolactam	ND		ug/kg	170	50.
2,3,4,6-Tetrachlorophenol	ND		ug/kg	170	34.

Surrogate	%Recovery	Qualifier	Acceptance Criteria
2-Fluorophenol	71		25-120
Phenol-d6	75		10-120
Nitrobenzene-d5	71		23-120
2-Fluorobiphenyl	68		30-120
2,4,6-Tribromophenol	57		10-136
4-Terphenyl-d14	69		18-120

Lab Control Sample Analysis
Batch Quality Control

Project Name: 50 ELMWOOD AVENUE
Project Number: 0535-020-001

Lab Number: L2041672
Report Date: 10/12/20

Parameter	LCS %Recovery	Qual	LCSD %Recovery	Qual	%Recovery Limits	RPD	Qual	RPD Limits
Semivolatile Organics by GC/MS - Westborough Lab Associated sample(s): 01-05 Batch: WG1417821-2 WG1417821-3								
Acenaphthene	72		77		31-137	7		50
Hexachlorobenzene	68		74		40-140	8		50
Bis(2-chloroethyl)ether	68		71		40-140	4		50
2-Chloronaphthalene	69		74		40-140	7		50
3,3'-Dichlorobenzidine	55		64		40-140	15		50
2,4-Dinitrotoluene	73		82		40-132	12		50
2,6-Dinitrotoluene	72		82		40-140	13		50
Fluoranthene	72		78		40-140	8		50
4-Chlorophenyl phenyl ether	69		74		40-140	7		50
4-Bromophenyl phenyl ether	68		75		40-140	10		50
Bis(2-chloroisopropyl)ether	75		77		40-140	3		50
Bis(2-chloroethoxy)methane	68		74		40-117	8		50
Hexachlorobutadiene	68		68		40-140	0		50
Hexachlorocyclopentadiene	67		69		40-140	3		50
Hexachloroethane	65		63		40-140	3		50
Isophorone	70		77		40-140	10		50
Naphthalene	68		70		40-140	3		50
Nitrobenzene	70		74		40-140	6		50
NDPA/DPA	72		78		36-157	8		50
n-Nitrosodi-n-propylamine	72		78		32-121	8		50
Bis(2-ethylhexyl)phthalate	79		85		40-140	7		50
Butyl benzyl phthalate	74		81		40-140	9		50
Di-n-butylphthalate	77		84		40-140	9		50

Lab Control Sample Analysis

Batch Quality Control

Project Name: 50 ELMWOOD AVENUE

Project Number: 0535-020-001

Lab Number: L2041672

Report Date: 10/12/20

Parameter	LCS %Recovery	Qual	LCSD %Recovery	Qual	%Recovery Limits	RPD	Qual	RPD Limits
Semivolatile Organics by GC/MS - Westborough Lab Associated sample(s): 01-05 Batch: WG1417821-2 WG1417821-3								
Di-n-octylphthalate	77		82		40-140	6		50
Diethyl phthalate	71		78		40-140	9		50
Dimethyl phthalate	69		78		40-140	12		50
Benzo(a)anthracene	72		79		40-140	9		50
Benzo(a)pyrene	74		78		40-140	5		50
Benzo(b)fluoranthene	76		80		40-140	5		50
Benzo(k)fluoranthene	72		77		40-140	7		50
Chrysene	74		79		40-140	7		50
Acenaphthylene	73		81		40-140	10		50
Anthracene	75		81		40-140	8		50
Benzo(ghi)perylene	76		79		40-140	4		50
Fluorene	70		76		40-140	8		50
Phenanthrene	72		79		40-140	9		50
Dibenzo(a,h)anthracene	74		80		40-140	8		50
Indeno(1,2,3-cd)pyrene	77		82		40-140	6		50
Pyrene	71		78		35-142	9		50
Biphenyl	73		79		37-127	8		50
4-Chloroaniline	48		57		40-140	17		50
2-Nitroaniline	70		82		47-134	16		50
3-Nitroaniline	55		61		26-129	10		50
4-Nitroaniline	68		76		41-125	11		50
Dibenzofuran	68		73		40-140	7		50
2-Methylnaphthalene	70		74		40-140	6		50

Lab Control Sample Analysis

Batch Quality Control

Project Name: 50 ELMWOOD AVENUE

Project Number: 0535-020-001

Lab Number: L2041672

Report Date: 10/12/20

Parameter	LCS %Recovery	Qual	LCSD %Recovery	Qual	%Recovery Limits	RPD	Qual	RPD Limits
Semivolatile Organics by GC/MS - Westborough Lab Associated sample(s): 01-05 Batch: WG1417821-2 WG1417821-3								
1,2,4,5-Tetrachlorobenzene	70		76		40-117	8		50
Acetophenone	75		79		14-144	5		50
2,4,6-Trichlorophenol	74		82		30-130	10		50
p-Chloro-m-cresol	74		86		26-103	15		50
2-Chlorophenol	71		75		25-102	5		50
2,4-Dichlorophenol	73		80		30-130	9		50
2,4-Dimethylphenol	79		87		30-130	10		50
2-Nitrophenol	69		74		30-130	7		50
4-Nitrophenol	80		88		11-114	10		50
2,4-Dinitrophenol	66		76		4-130	14		50
4,6-Dinitro-o-cresol	64		74		10-130	14		50
Pentachlorophenol	68		78		17-109	14		50
Phenol	70		77		26-90	10		50
2-Methylphenol	72		78		30-130.	8		50
3-Methylphenol/4-Methylphenol	73		80		30-130	9		50
2,4,5-Trichlorophenol	74		84		30-130	13		50
Carbazole	76		83		54-128	9		50
Atrazine	77		87		40-140	12		50
Benzaldehyde	65		68		40-140	5		50
Caprolactam	82		94		15-130	14		50
2,3,4,6-Tetrachlorophenol	68		78		40-140	14		50

Lab Control Sample Analysis

Batch Quality Control

Project Name: 50 ELMWOOD AVENUE

Project Number: 0535-020-001

Lab Number: L2041672

Report Date: 10/12/20

Parameter	LCS %Recovery	Qual	LCSD %Recovery	Qual	%Recovery Limits	RPD	Qual	RPD Limits
Semivolatile Organics by GC/MS - Westborough Lab Associated sample(s): 01-05 Batch: WG1417821-2 WG1417821-3								

Surrogate	LCS %Recovery	Qual	LCSD %Recovery	Qual	Acceptance Criteria
2-Fluorophenol	78		79		25-120
Phenol-d6	80		84		10-120
Nitrobenzene-d5	77		81		23-120
2-Fluorobiphenyl	76		81		30-120
2,4,6-Tribromophenol	75		82		10-136
4-Terphenyl-d14	78		83		18-120

PCBS

Project Name: 50 ELMWOOD AVENUE
Project Number: 0535-020-001
Lab Number: L2041672
Report Date: 10/12/20

SAMPLE RESULTS

Lab ID: L2041672-01
Client ID: TP-3 1.5-4 FT
Sample Location: LOCKPORT,NY

Date Collected: 09/30/20 11:20
Date Received: 10/01/20
Field Prep: Not Specified

Sample Depth:
Matrix: Soil
Analytical Method: 1,8082A
Analytical Date: 10/04/20 10:40
Analyst: HT
Percent Solids: 72%

Extraction Method: EPA 3546
Extraction Date: 10/03/20 11:18
Cleanup Method: EPA 3665A
Cleanup Date: 10/03/20
Cleanup Method: EPA 3660B
Cleanup Date: 10/04/20

Parameter	Result	Qualifier	Units	RL	MDL	Dilution Factor	Column
Polychlorinated Biphenyls by GC - Westborough Lab							
Aroclor 1016	ND		ug/kg	45.0	3.99	1	A
Aroclor 1221	ND		ug/kg	45.0	4.50	1	A
Aroclor 1232	ND		ug/kg	45.0	9.53	1	A
Aroclor 1242	ND		ug/kg	45.0	6.06	1	A
Aroclor 1248	ND		ug/kg	45.0	6.74	1	A
Aroclor 1254	ND		ug/kg	45.0	4.92	1	B
Aroclor 1260	ND		ug/kg	45.0	8.31	1	A
Aroclor 1262	ND		ug/kg	45.0	5.71	1	A
Aroclor 1268	ND		ug/kg	45.0	4.66	1	A
PCBs, Total	ND		ug/kg	45.0	3.99	1	B

Surrogate	% Recovery	Qualifier	Acceptance Criteria	Column
2,4,5,6-Tetrachloro-m-xylene	63		30-150	A
Decachlorobiphenyl	51		30-150	A
2,4,5,6-Tetrachloro-m-xylene	72		30-150	B
Decachlorobiphenyl	63		30-150	B

Project Name: 50 ELMWOOD AVENUE
Project Number: 0535-020-001
Lab Number: L2041672
Report Date: 10/12/20

SAMPLE RESULTS

Lab ID: L2041672-04
Client ID: TP-9 4-5 FT
Sample Location: LOCKPORT,NY

Date Collected: 09/30/20 16:00
Date Received: 10/01/20
Field Prep: Not Specified

Sample Depth:
Matrix: Soil
Analytical Method: 1,8082A
Analytical Date: 10/04/20 10:47
Analyst: HT
Percent Solids: 58%

Extraction Method: EPA 3546
Extraction Date: 10/03/20 14:39
Cleanup Method: EPA 3665A
Cleanup Date: 10/03/20
Cleanup Method: EPA 3660B
Cleanup Date: 10/04/20

Parameter	Result	Qualifier	Units	RL	MDL	Dilution Factor	Column
Polychlorinated Biphenyls by GC - Westborough Lab							
Aroclor 1016	ND		ug/kg	54.6	4.85	1	A
Aroclor 1221	ND		ug/kg	54.6	5.47	1	A
Aroclor 1232	ND		ug/kg	54.6	11.6	1	A
Aroclor 1242	ND		ug/kg	54.6	7.36	1	A
Aroclor 1248	ND		ug/kg	54.6	8.19	1	A
Aroclor 1254	ND		ug/kg	54.6	5.97	1	A
Aroclor 1260	ND		ug/kg	54.6	10.1	1	A
Aroclor 1262	ND		ug/kg	54.6	6.93	1	A
Aroclor 1268	ND		ug/kg	54.6	5.66	1	A
PCBs, Total	ND		ug/kg	54.6	4.85	1	A

Surrogate	% Recovery	Qualifier	Acceptance Criteria	Column
2,4,5,6-Tetrachloro-m-xylene	54		30-150	A
Decachlorobiphenyl	42		30-150	A
2,4,5,6-Tetrachloro-m-xylene	63		30-150	B
Decachlorobiphenyl	52		30-150	B

Project Name: 50 ELMWOOD AVENUE
Project Number: 0535-020-001
Lab Number: L2041672
Report Date: 10/12/20

SAMPLE RESULTS

Lab ID: L2041672-05
Client ID: TP-9 5-6 FT
Sample Location: LOCKPORT,NY

Date Collected: 09/30/20 16:00
Date Received: 10/01/20
Field Prep: Not Specified

Sample Depth:
Matrix: Soil
Analytical Method: 1,8082A
Analytical Date: 10/04/20 10:54
Analyst: HT
Percent Solids: 80%

Extraction Method: EPA 3546
Extraction Date: 10/03/20 11:18
Cleanup Method: EPA 3665A
Cleanup Date: 10/03/20
Cleanup Method: EPA 3660B
Cleanup Date: 10/04/20

Parameter	Result	Qualifier	Units	RL	MDL	Dilution Factor	Column
Polychlorinated Biphenyls by GC - Westborough Lab							
Aroclor 1016	ND		ug/kg	40.1	3.56	1	A
Aroclor 1221	ND		ug/kg	40.1	4.02	1	A
Aroclor 1232	ND		ug/kg	40.1	8.50	1	A
Aroclor 1242	ND		ug/kg	40.1	5.40	1	A
Aroclor 1248	ND		ug/kg	40.1	6.01	1	A
Aroclor 1254	ND		ug/kg	40.1	4.38	1	A
Aroclor 1260	ND		ug/kg	40.1	7.41	1	A
Aroclor 1262	ND		ug/kg	40.1	5.09	1	A
Aroclor 1268	ND		ug/kg	40.1	4.15	1	A
PCBs, Total	ND		ug/kg	40.1	3.56	1	A

Surrogate	% Recovery	Qualifier	Acceptance Criteria	Column
2,4,5,6-Tetrachloro-m-xylene	54		30-150	A
Decachlorobiphenyl	37		30-150	A
2,4,5,6-Tetrachloro-m-xylene	60		30-150	B
Decachlorobiphenyl	44		30-150	B

Project Name: 50 ELMWOOD AVENUE
Project Number: 0535-020-001
Lab Number: L2041672
Report Date: 10/12/20

Method Blank Analysis
Batch Quality Control

Analytical Method: 1,8082A
Analytical Date: 10/04/20 10:19
Analyst: JAW

Extraction Method: EPA 3546
Extraction Date: 10/03/20 11:18
Cleanup Method: EPA 3665A
Cleanup Date: 10/03/20
Cleanup Method: EPA 3660B
Cleanup Date: 10/04/20

Parameter	Result	Qualifier	Units	RL	MDL	Column
Polychlorinated Biphenyls by GC - Westborough Lab for sample(s): 01,04-05 Batch: WG1417721-1						
Aroclor 1016	ND		ug/kg	32.7	2.90	A
Aroclor 1221	ND		ug/kg	32.7	3.28	A
Aroclor 1232	ND		ug/kg	32.7	6.93	A
Aroclor 1242	ND		ug/kg	32.7	4.41	A
Aroclor 1248	ND		ug/kg	32.7	4.90	A
Aroclor 1254	ND		ug/kg	32.7	3.58	A
Aroclor 1260	ND		ug/kg	32.7	6.04	A
Aroclor 1262	ND		ug/kg	32.7	4.15	A
Aroclor 1268	ND		ug/kg	32.7	3.39	A
PCBs, Total	ND		ug/kg	32.7	2.90	A

Surrogate	%Recovery	Qualifier	Acceptance Criteria	Column
2,4,5,6-Tetrachloro-m-xylene	70		30-150	A
Decachlorobiphenyl	54		30-150	A
2,4,5,6-Tetrachloro-m-xylene	82		30-150	B
Decachlorobiphenyl	67		30-150	B

Lab Control Sample Analysis

Batch Quality Control

Project Name: 50 ELMWOOD AVENUE

Project Number: 0535-020-001

Lab Number: L2041672

Report Date: 10/12/20

Parameter	LCS %Recovery	Qual	LCSD %Recovery	Qual	%Recovery Limits	RPD	Qual	RPD Limits	Column
Polychlorinated Biphenyls by GC - Westborough Lab Associated sample(s): 01,04-05 Batch: WG1417721-2 WG1417721-3									
Aroclor 1016	66		68		40-140	3		50	A
Aroclor 1260	53		57		40-140	7		50	A

Surrogate	LCS %Recovery	Qual	LCSD %Recovery	Qual	Acceptance Criteria	Column
2,4,5,6-Tetrachloro-m-xylene	66		65		30-150	A
Decachlorobiphenyl	54		52		30-150	A
2,4,5,6-Tetrachloro-m-xylene	75		75		30-150	B
Decachlorobiphenyl	63		66		30-150	B

PESTICIDES

Project Name: 50 ELMWOOD AVENUE
Project Number: 0535-020-001
Lab Number: L2041672
Report Date: 10/12/20

SAMPLE RESULTS

Lab ID: L2041672-01
Client ID: TP-3 1.5-4 FT
Sample Location: LOCKPORT,NY

Date Collected: 09/30/20 11:20
Date Received: 10/01/20
Field Prep: Not Specified

Sample Depth:
Matrix: Soil
Analytical Method: 1,8081B
Analytical Date: 10/07/20 21:18
Analyst: SM
Percent Solids: 72%

Extraction Method: EPA 3546
Extraction Date: 10/07/20 05:51
Cleanup Method: EPA 3620B
Cleanup Date: 10/07/20

Parameter	Result	Qualifier	Units	RL	MDL	Dilution Factor	Column
Organochlorine Pesticides by GC - Westborough Lab							
Delta-BHC	ND		ug/kg	2.14	0.418	1	A
Lindane	ND		ug/kg	0.890	0.398	1	A
Alpha-BHC	ND		ug/kg	0.890	0.253	1	A
Beta-BHC	ND		ug/kg	2.14	0.810	1	A
Heptachlor	ND		ug/kg	1.07	0.479	1	A
Aldrin	ND		ug/kg	2.14	0.752	1	A
Heptachlor epoxide	ND		ug/kg	4.01	1.20	1	A
Endrin	ND		ug/kg	0.890	0.365	1	A
Endrin aldehyde	ND		ug/kg	2.67	0.935	1	A
Endrin ketone	ND		ug/kg	2.14	0.550	1	A
Dieldrin	ND		ug/kg	1.34	0.668	1	A
4,4'-DDE	ND	IP	ug/kg	2.14	0.494	1	B
4,4'-DDD	1.86	J	ug/kg	2.14	0.762	1	B
4,4'-DDT	2.15	JIP	ug/kg	4.01	1.72	1	B
Endosulfan I	ND		ug/kg	2.14	0.505	1	A
Endosulfan II	ND		ug/kg	2.14	0.714	1	A
Endosulfan sulfate	ND		ug/kg	0.890	0.424	1	A
Methoxychlor	ND		ug/kg	4.01	1.25	1	A
Toxaphene	ND		ug/kg	40.1	11.2	1	A
cis-Chlordane	ND		ug/kg	2.67	0.744	1	A
trans-Chlordane	1.84	JIP	ug/kg	2.67	0.705	1	A
Chlordane	ND		ug/kg	17.8	7.08	1	A

Project Name: 50 ELMWOOD AVENUE **Lab Number:** L2041672

Project Number: 0535-020-001 **Report Date:** 10/12/20

SAMPLE RESULTS

Lab ID: L2041672-01 Date Collected: 09/30/20 11:20

Client ID: TP-3 1.5-4 FT Date Received: 10/01/20

Sample Location: LOCKPORT,NY Field Prep: Not Specified

Sample Depth:

Parameter	Result	Qualifier	Units	RL	MDL	Dilution Factor	Column
Organochlorine Pesticides by GC - Westborough Lab							

Surrogate	% Recovery	Qualifier	Acceptance Criteria	Column
2,4,5,6-Tetrachloro-m-xylene	80		30-150	A
Decachlorobiphenyl	50		30-150	A
2,4,5,6-Tetrachloro-m-xylene	70		30-150	B
Decachlorobiphenyl	85		30-150	B

Project Name: 50 ELMWOOD AVENUE
Project Number: 0535-020-001
Lab Number: L2041672
Report Date: 10/12/20

SAMPLE RESULTS

Lab ID: L2041672-01
Client ID: TP-3 1.5-4 FT
Sample Location: LOCKPORT,NY

Date Collected: 09/30/20 11:20
Date Received: 10/01/20
Field Prep: Not Specified

Sample Depth:
Matrix: Soil
Analytical Method: 1,8151A
Analytical Date: 10/04/20 13:06
Analyst: JMC
Percent Solids: 72%
Methylation Date: 10/03/20 06:35

Extraction Method: EPA 8151A
Extraction Date: 10/02/20 16:15

Parameter	Result	Qualifier	Units	RL	MDL	Dilution Factor	Column
Chlorinated Herbicides by GC - Westborough Lab							
2,4-D	ND		ug/kg	228	14.4	1	A
2,4,5-T	ND		ug/kg	228	7.08	1	A
2,4,5-TP (Silvex)	ND		ug/kg	228	6.07	1	A

Surrogate	% Recovery	Qualifier	Acceptance Criteria	Column
DCAA	92		30-150	A
DCAA	90		30-150	B

Project Name: 50 ELMWOOD AVENUE
Project Number: 0535-020-001
Lab Number: L2041672
Report Date: 10/12/20

SAMPLE RESULTS

Lab ID: L2041672-04
Client ID: TP-9 4-5 FT
Sample Location: LOCKPORT,NY

Date Collected: 09/30/20 16:00
Date Received: 10/01/20
Field Prep: Not Specified

Sample Depth:
Matrix: Soil
Analytical Method: 1,8081B
Analytical Date: 10/07/20 21:29
Analyst: SM
Percent Solids: 58%

Extraction Method: EPA 3546
Extraction Date: 10/07/20 05:51
Cleanup Method: EPA 3620B
Cleanup Date: 10/07/20

Parameter	Result	Qualifier	Units	RL	MDL	Dilution Factor	Column
Organochlorine Pesticides by GC - Westborough Lab							
Delta-BHC	ND		ug/kg	2.71	0.530	1	A
Lindane	ND		ug/kg	1.13	0.504	1	A
Alpha-BHC	ND		ug/kg	1.13	0.320	1	A
Beta-BHC	ND		ug/kg	2.71	1.03	1	A
Heptachlor	ND		ug/kg	1.35	0.607	1	A
Aldrin	ND		ug/kg	2.71	0.954	1	A
Heptachlor epoxide	ND		ug/kg	5.08	1.52	1	A
Endrin	ND		ug/kg	1.13	0.463	1	A
Endrin aldehyde	ND		ug/kg	3.39	1.18	1	A
Endrin ketone	ND		ug/kg	2.71	0.698	1	A
Dieldrin	ND		ug/kg	1.69	0.847	1	A
4,4'-DDE	ND		ug/kg	2.71	0.626	1	A
4,4'-DDD	ND		ug/kg	2.71	0.966	1	A
4,4'-DDT	ND		ug/kg	5.08	2.18	1	A
Endosulfan I	ND		ug/kg	2.71	0.640	1	A
Endosulfan II	ND		ug/kg	2.71	0.905	1	A
Endosulfan sulfate	ND		ug/kg	1.13	0.537	1	A
Methoxychlor	ND		ug/kg	5.08	1.58	1	A
Toxaphene	ND		ug/kg	50.8	14.2	1	A
cis-Chlordane	ND		ug/kg	3.39	0.944	1	A
trans-Chlordane	ND		ug/kg	3.39	0.894	1	A
Chlordane	ND		ug/kg	22.6	8.97	1	A

Project Name: 50 ELMWOOD AVENUE **Lab Number:** L2041672

Project Number: 0535-020-001 **Report Date:** 10/12/20

SAMPLE RESULTS

Lab ID: L2041672-04 Date Collected: 09/30/20 16:00

Client ID: TP-9 4-5 FT Date Received: 10/01/20

Sample Location: LOCKPORT,NY Field Prep: Not Specified

Sample Depth:

Parameter	Result	Qualifier	Units	RL	MDL	Dilution Factor	Column
Organochlorine Pesticides by GC - Westborough Lab							

Surrogate	% Recovery	Qualifier	Acceptance Criteria	Column
2,4,5,6-Tetrachloro-m-xylene	**223**	Q	30-150	A
Decachlorobiphenyl	43		30-150	A
2,4,5,6-Tetrachloro-m-xylene	62		30-150	B
Decachlorobiphenyl	61		30-150	B

Project Name: 50 ELMWOOD AVENUE
Project Number: 0535-020-001
Lab Number: L2041672
Report Date: 10/12/20

SAMPLE RESULTS

Lab ID: L2041672-04
Client ID: TP-9 4-5 FT
Sample Location: LOCKPORT,NY

Date Collected: 09/30/20 16:00
Date Received: 10/01/20
Field Prep: Not Specified

Sample Depth:
Matrix: Soil
Analytical Method: 1,8151A
Analytical Date: 10/04/20 13:24
Analyst: JMC
Percent Solids: 58%
Methylation Date: 10/03/20 06:35

Extraction Method: EPA 8151A
Extraction Date: 10/02/20 16:15

Parameter	Result	Qualifier	Units	RL	MDL	Dilution Factor	Column
Chlorinated Herbicides by GC - Westborough Lab							
2,4-D	ND		ug/kg	284	17.9	1	A
2,4,5-T	ND		ug/kg	284	8.82	1	A
2,4,5-TP (Silvex)	ND		ug/kg	284	7.57	1	A

Surrogate	% Recovery	Qualifier	Acceptance Criteria	Column
DCAA	90		30-150	A
DCAA	85		30-150	B

Project Name: 50 ELMWOOD AVENUE
Project Number: 0535-020-001
Lab Number: L2041672
Report Date: 10/12/20

SAMPLE RESULTS

Lab ID: L2041672-05
Client ID: TP-9 5-6 FT
Sample Location: LOCKPORT,NY

Date Collected: 09/30/20 16:00
Date Received: 10/01/20
Field Prep: Not Specified

Sample Depth:
Matrix: Soil
Analytical Method: 1,8081B
Analytical Date: 10/07/20 21:40
Analyst: SM
Percent Solids: 80%

Extraction Method: EPA 3546
Extraction Date: 10/07/20 05:51
Cleanup Method: EPA 3620B
Cleanup Date: 10/07/20

Parameter	Result	Qualifier	Units	RL	MDL	Dilution Factor	Column
Organochlorine Pesticides by GC - Westborough Lab							
Delta-BHC	ND		ug/kg	1.95	0.383	1	A
Lindane	ND		ug/kg	0.814	0.364	1	A
Alpha-BHC	ND		ug/kg	0.814	0.231	1	A
Beta-BHC	ND		ug/kg	1.95	0.741	1	A
Heptachlor	ND		ug/kg	0.977	0.438	1	A
Aldrin	ND		ug/kg	1.95	0.688	1	A
Heptachlor epoxide	ND		ug/kg	3.66	1.10	1	A
Endrin	ND		ug/kg	0.814	0.334	1	A
Endrin aldehyde	ND		ug/kg	2.44	0.855	1	A
Endrin ketone	ND		ug/kg	1.95	0.503	1	A
Dieldrin	ND		ug/kg	1.22	0.611	1	A
4,4'-DDE	ND		ug/kg	1.95	0.452	1	A
4,4'-DDD	ND		ug/kg	1.95	0.697	1	A
4,4'-DDT	ND		ug/kg	3.66	1.57	1	A
Endosulfan I	ND		ug/kg	1.95	0.462	1	A
Endosulfan II	ND		ug/kg	1.95	0.653	1	A
Endosulfan sulfate	ND		ug/kg	0.814	0.388	1	A
Methoxychlor	ND		ug/kg	3.66	1.14	1	A
Toxaphene	ND		ug/kg	36.6	10.2	1	A
cis-Chlordane	ND		ug/kg	2.44	0.681	1	A
trans-Chlordane	ND		ug/kg	2.44	0.645	1	A
Chlordane	ND		ug/kg	16.3	6.47	1	A

Project Name: 50 ELMWOOD AVENUE **Lab Number:** L2041672

Project Number: 0535-020-001 **Report Date:** 10/12/20

SAMPLE RESULTS

Lab ID: L2041672-05 Date Collected: 09/30/20 16:00

Client ID: TP-9 5-6 FT Date Received: 10/01/20

Sample Location: LOCKPORT,NY Field Prep: Not Specified

Sample Depth:

Parameter	Result	Qualifier	Units	RL	MDL	Dilution Factor	Column
Organochlorine Pesticides by GC - Westborough Lab							

Surrogate	% Recovery	Qualifier	Acceptance Criteria	Column
2,4,5,6-Tetrachloro-m-xylene	95		30-150	A
Decachlorobiphenyl	61		30-150	A
2,4,5,6-Tetrachloro-m-xylene	60		30-150	B
Decachlorobiphenyl	65		30-150	B

Project Name: 50 ELMWOOD AVENUE
Project Number: 0535-020-001
Lab Number: L2041672
Report Date: 10/12/20

SAMPLE RESULTS

Lab ID: L2041672-05
Client ID: TP-9 5-6 FT
Sample Location: LOCKPORT,NY

Date Collected: 09/30/20 16:00
Date Received: 10/01/20
Field Prep: Not Specified

Sample Depth:
Matrix: Soil
Analytical Method: 1,8151A
Analytical Date: 10/04/20 13:42
Analyst: JMC
Percent Solids: 80%
Methylation Date: 10/03/20 06:35

Extraction Method: EPA 8151A
Extraction Date: 10/02/20 16:15

Parameter	Result	Qualifier	Units	RL	MDL	Dilution Factor	Column
Chlorinated Herbicides by GC - Westborough Lab							
2,4-D	ND		ug/kg	204	12.9	1	A
2,4,5-T	ND		ug/kg	204	6.34	1	A
2,4,5-TP (Silvex)	ND		ug/kg	204	5.44	1	A

Surrogate	% Recovery	Qualifier	Acceptance Criteria	Column
DCAA	84		30-150	A
DCAA	79		30-150	B

Project Name: 50 ELMWOOD AVENUE
Project Number: 0535-020-001
Lab Number: L2041672
Report Date: 10/12/20

Method Blank Analysis
Batch Quality Control

Analytical Method: 1,8151A
Analytical Date: 10/04/20 12:12
Analyst: JMC

Extraction Method: EPA 8151A
Extraction Date: 10/02/20 16:15

Methylation Date: 10/03/20 06:35

Parameter	Result	Qualifier	Units	RL	MDL	Column
Chlorinated Herbicides by GC - Westborough Lab for sample(s): 01,04-05 Batch: WG1417494-1						
2,4-D	ND		ug/kg	164	10.3	A
2,4,5-T	ND		ug/kg	164	5.07	A
2,4,5-TP (Silvex)	ND		ug/kg	164	4.35	A

Surrogate	%Recovery	Qualifier	Acceptance Criteria	Column
DCAA	83		30-150	A
DCAA	83		30-150	B

Project Name: 50 ELMWOOD AVENUE
Project Number: 0535-020-001
Lab Number: L2041672
Report Date: 10/12/20

Method Blank Analysis
Batch Quality Control

Analytical Method: 1,8081B
Analytical Date: 10/07/20 05:29
Analyst: BM

Extraction Method: EPA 3546
Extraction Date: 10/06/20 20:08
Cleanup Method: EPA 3620B
Cleanup Date: 10/07/20

Parameter	Result	Qualifier	Units	RL	MDL	Column
Organochlorine Pesticides by GC - Westborough Lab for sample(s): 01,04-05 Batch: WG1418872-1						
Delta-BHC	ND		ug/kg	1.58	0.310	A
Lindane	ND		ug/kg	0.660	0.295	A
Alpha-BHC	ND		ug/kg	0.660	0.188	A
Beta-BHC	ND		ug/kg	1.58	0.601	A
Heptachlor	ND		ug/kg	0.793	0.355	A
Aldrin	ND		ug/kg	1.58	0.558	A
Heptachlor epoxide	ND		ug/kg	2.97	0.892	A
Endrin	ND		ug/kg	0.660	0.271	A
Endrin aldehyde	ND		ug/kg	1.98	0.694	A
Endrin ketone	ND		ug/kg	1.58	0.408	A
Dieldrin	ND		ug/kg	0.991	0.495	A
4,4'-DDE	ND		ug/kg	1.58	0.366	A
4,4'-DDD	ND		ug/kg	1.58	0.565	A
4,4'-DDT	ND		ug/kg	2.97	1.27	A
Endosulfan I	ND		ug/kg	1.58	0.374	A
Endosulfan II	ND		ug/kg	1.58	0.530	A
Endosulfan sulfate	ND		ug/kg	0.660	0.314	A
Methoxychlor	ND		ug/kg	2.97	0.925	A
Toxaphene	ND		ug/kg	29.7	8.32	A
cis-Chlordane	ND		ug/kg	1.98	0.552	A
trans-Chlordane	ND		ug/kg	1.98	0.523	A
Chlordane	ND		ug/kg	13.2	5.25	A

Project Name: 50 ELMWOOD AVENUE
Project Number: 0535-020-001
Lab Number: L2041672
Report Date: 10/12/20

Method Blank Analysis
Batch Quality Control

Analytical Method: 1,8081B
Analytical Date: 10/07/20 05:29
Analyst: BM

Extraction Method: EPA 3546
Extraction Date: 10/06/20 20:08
Cleanup Method: EPA 3620B
Cleanup Date: 10/07/20

Parameter	Result	Qualifier	Units	RL	MDL	Column
Organochlorine Pesticides by GC - Westborough Lab for sample(s): 01,04-05 Batch: WG1418872-1						

Surrogate	%Recovery	Qualifier	Acceptance Criteria	Column
2,4,5,6-Tetrachloro-m-xylene	64		30-150	A
Decachlorobiphenyl	65		30-150	A
2,4,5,6-Tetrachloro-m-xylene	55		30-150	B
Decachlorobiphenyl	52		30-150	B

Lab Control Sample Analysis

Batch Quality Control

Project Name: 50 ELMWOOD AVENUE

Project Number: 0535-020-001

Lab Number: L2041672

Report Date: 10/12/20

Parameter	LCS %Recovery	Qual	LCSD %Recovery	Qual	%Recovery Limits	RPD	Qual	RPD Limits	Column
Chlorinated Herbicides by GC - Westborough Lab Associated sample(s): 01,04-05 Batch: WG1417494-2 WG1417494-3									
2,4-D	95		103		30-150	8		30	A
2,4,5-T	100		102		30-150	2		30	A
2,4,5-TP (Silvex)	94		96		30-150	2		30	A

Surrogate	LCS %Recovery	Qual	LCSD %Recovery	Qual	Acceptance Criteria	Column
DCAA	89		95		30-150	A
DCAA	80		87		30-150	B

Lab Control Sample Analysis
Batch Quality Control

Project Name: 50 ELMWOOD AVENUE
Project Number: 0535-020-001

Lab Number: L2041672
Report Date: 10/12/20

Parameter	LCS %Recovery	Qual	LCSD %Recovery	Qual	%Recovery Limits	RPD	Qual	RPD Limits	Column
Organochlorine Pesticides by GC - Westborough Lab Associated sample(s): 01,04-05 Batch: WG1418872-2 WG1418872-3									
Delta-BHC	71		65		30-150	9		30	A
Lindane	68		64		30-150	6		30	A
Alpha-BHC	73		69		30-150	6		30	A
Beta-BHC	66		62		30-150	6		30	A
Heptachlor	68		63		30-150	8		30	A
Aldrin	58		56		30-150	4		30	A
Heptachlor epoxide	64		62		30-150	3		30	A
Endrin	71		66		30-150	7		30	A
Endrin aldehyde	39		41		30-150	5		30	A
Endrin ketone	57		53		30-150	7		30	A
Dieldrin	69		65		30-150	6		30	A
4,4'-DDE	63		62		30-150	2		30	A
4,4'-DDD	75		70		30-150	7		30	A
4,4'-DDT	65		64		30-150	2		30	A
Endosulfan I	57		56		30-150	2		30	A
Endosulfan II	66		61		30-150	8		30	A
Endosulfan sulfate	48		46		30-150	4		30	A
Methoxychlor	63		62		30-150	2		30	A
cis-Chlordane	62		57		30-150	8		30	A
trans-Chlordane	64		62		30-150	3		30	A

Lab Control Sample Analysis

Batch Quality Control

Project Name: 50 ELMWOOD AVENUE

Project Number: 0535-020-001

Lab Number: L2041672

Report Date: 10/12/20

Parameter	LCS %Recovery	Qual	LCSD %Recovery	Qual	%Recovery Limits	RPD	Qual	RPD Limits
Organochlorine Pesticides by GC - Westborough Lab Associated sample(s): 01,04-05 Batch: WG1418872-2 WG1418872-3								

Surrogate	LCS %Recovery	Qual	LCSD %Recovery	Qual	Acceptance Criteria	Column
2,4,5,6-Tetrachloro-m-xylene	74		70		30-150	A
Decachlorobiphenyl	50		47		30-150	A
2,4,5,6-Tetrachloro-m-xylene	65		64		30-150	B
Decachlorobiphenyl	67		71		30-150	B

METALS

Project Name: 50 ELMWOOD AVENUE
Project Number: 0535-020-001
Lab Number: L2041672
Report Date: 10/12/20

SAMPLE RESULTS

Lab ID: L2041672-01
Client ID: TP-3 1.5-4 FT
Sample Location: LOCKPORT,NY
Date Collected: 09/30/20 11:20
Date Received: 10/01/20
Field Prep: Not Specified

Sample Depth:
Matrix: Soil
Percent Solids: 72%

Parameter	Result	Qualifier	Units	RL	MDL	Dilution Factor	Date Prepared	Date Analyzed	Prep Method	Analytical Method	Analyst
Total Metals - Mansfield Lab											
Aluminum, Total	6710		mg/kg	11.1	2.99	2	10/05/20 22:01	10/09/20 22:32	EPA 3050B	1,6010D	BV
Antimony, Total	1.30	J	mg/kg	5.54	0.421	2	10/05/20 22:01	10/09/20 22:32	EPA 3050B	1,6010D	BV
Arsenic, Total	9.14		mg/kg	1.11	0.230	2	10/05/20 22:01	10/09/20 22:32	EPA 3050B	1,6010D	BV
Barium, Total	194		mg/kg	1.11	0.193	2	10/05/20 22:01	10/09/20 22:32	EPA 3050B	1,6010D	BV
Beryllium, Total	0.410	J	mg/kg	0.554	0.037	2	10/05/20 22:01	10/09/20 22:32	EPA 3050B	1,6010D	BV
Cadmium, Total	ND		mg/kg	1.11	0.108	2	10/05/20 22:01	10/09/20 22:32	EPA 3050B	1,6010D	BV
Calcium, Total	26600		mg/kg	11.1	3.88	2	10/05/20 22:01	10/09/20 22:32	EPA 3050B	1,6010D	BV
Chromium, Total	12.2		mg/kg	1.11	0.106	2	10/05/20 22:01	10/09/20 22:32	EPA 3050B	1,6010D	BV
Cobalt, Total	6.67		mg/kg	2.21	0.184	2	10/05/20 22:01	10/09/20 22:32	EPA 3050B	1,6010D	BV
Copper, Total	39.4		mg/kg	1.11	0.286	2	10/05/20 22:01	10/09/20 22:32	EPA 3050B	1,6010D	BV
Iron, Total	20600		mg/kg	5.54	1.00	2	10/05/20 22:01	10/09/20 22:32	EPA 3050B	1,6010D	BV
Lead, Total	366		mg/kg	5.54	0.297	2	10/05/20 22:01	10/09/20 22:32	EPA 3050B	1,6010D	BV
Magnesium, Total	10900		mg/kg	11.1	1.70	2	10/05/20 22:01	10/09/20 22:32	EPA 3050B	1,6010D	BV
Manganese, Total	466		mg/kg	1.11	0.176	2	10/05/20 22:01	10/09/20 22:32	EPA 3050B	1,6010D	BV
Mercury, Total	0.396		mg/kg	0.094	0.061	1	10/05/20 22:31	10/06/20 13:05	EPA 7471B	1,7471B	EW
Nickel, Total	14.9		mg/kg	2.77	0.268	2	10/05/20 22:01	10/09/20 22:32	EPA 3050B	1,6010D	BV
Potassium, Total	664		mg/kg	277	15.9	2	10/05/20 22:01	10/09/20 22:32	EPA 3050B	1,6010D	BV
Selenium, Total	1.13	J	mg/kg	2.21	0.286	2	10/05/20 22:01	10/09/20 22:32	EPA 3050B	1,6010D	BV
Silver, Total	ND		mg/kg	1.11	0.313	2	10/05/20 22:01	10/09/20 22:32	EPA 3050B	1,6010D	BV
Sodium, Total	80.8	J	mg/kg	221	3.49	2	10/05/20 22:01	10/09/20 22:32	EPA 3050B	1,6010D	BV
Thallium, Total	ND		mg/kg	2.21	0.349	2	10/05/20 22:01	10/09/20 22:32	EPA 3050B	1,6010D	BV
Vanadium, Total	19.2		mg/kg	1.11	0.225	2	10/05/20 22:01	10/09/20 22:32	EPA 3050B	1,6010D	BV
Zinc, Total	267		mg/kg	5.54	0.324	2	10/05/20 22:01	10/09/20 22:32	EPA 3050B	1,6010D	BV

Project Name: 50 ELMWOOD AVENUE
Lab Number: L2041672
Project Number: 0535-020-001
Report Date: 10/12/20

SAMPLE RESULTS

Lab ID: L2041672-02
Client ID: TP-4 0.5-2.5 FT
Sample Location: LOCKPORT,NY
Date Collected: 09/30/20 11:50
Date Received: 10/01/20
Field Prep: Not Specified

Sample Depth:
Matrix: Soil
Percent Solids: 78%

Parameter	Result	Qualifier	Units	RL	MDL	Dilution Factor	Date Prepared	Date Analyzed	Prep Method	Analytical Method	Analyst
Total Metals - Mansfield Lab											
Aluminum, Total	10100		mg/kg	10.1	2.72	2	10/05/20 22:01	10/09/20 22:36	EPA 3050B	1,6010D	BV
Antimony, Total	0.915	J	mg/kg	5.03	0.382	2	10/05/20 22:01	10/09/20 22:36	EPA 3050B	1,6010D	BV
Arsenic, Total	4.68		mg/kg	1.01	0.209	2	10/05/20 22:01	10/09/20 22:36	EPA 3050B	1,6010D	BV
Barium, Total	221		mg/kg	1.01	0.175	2	10/05/20 22:01	10/09/20 22:36	EPA 3050B	1,6010D	BV
Beryllium, Total	0.553		mg/kg	0.503	0.033	2	10/05/20 22:01	10/09/20 22:36	EPA 3050B	1,6010D	BV
Cadmium, Total	ND		mg/kg	1.01	0.099	2	10/05/20 22:01	10/09/20 22:36	EPA 3050B	1,6010D	BV
Calcium, Total	9500		mg/kg	10.1	3.52	2	10/05/20 22:01	10/09/20 22:36	EPA 3050B	1,6010D	BV
Chromium, Total	14.9		mg/kg	1.01	0.097	2	10/05/20 22:01	10/09/20 22:36	EPA 3050B	1,6010D	BV
Cobalt, Total	10.7		mg/kg	2.01	0.167	2	10/05/20 22:01	10/09/20 22:36	EPA 3050B	1,6010D	BV
Copper, Total	16.8		mg/kg	1.01	0.260	2	10/05/20 22:01	10/09/20 22:36	EPA 3050B	1,6010D	BV
Iron, Total	26000		mg/kg	5.03	0.908	2	10/05/20 22:01	10/09/20 22:36	EPA 3050B	1,6010D	BV
Lead, Total	180		mg/kg	5.03	0.270	2	10/05/20 22:01	10/09/20 22:36	EPA 3050B	1,6010D	BV
Magnesium, Total	6290		mg/kg	10.1	1.55	2	10/05/20 22:01	10/09/20 22:36	EPA 3050B	1,6010D	BV
Manganese, Total	1000		mg/kg	1.01	0.160	2	10/05/20 22:01	10/09/20 22:36	EPA 3050B	1,6010D	BV
Mercury, Total	0.088		mg/kg	0.084	0.055	1	10/05/20 22:31	10/06/20 13:08	EPA 7471B	1,7471B	EW
Nickel, Total	16.0		mg/kg	2.52	0.243	2	10/05/20 22:01	10/09/20 22:36	EPA 3050B	1,6010D	BV
Potassium, Total	1010		mg/kg	252	14.5	2	10/05/20 22:01	10/09/20 22:36	EPA 3050B	1,6010D	BV
Selenium, Total	0.533	J	mg/kg	2.01	0.260	2	10/05/20 22:01	10/09/20 22:36	EPA 3050B	1,6010D	BV
Silver, Total	ND		mg/kg	1.01	0.285	2	10/05/20 22:01	10/09/20 22:36	EPA 3050B	1,6010D	BV
Sodium, Total	60.8	J	mg/kg	201	3.17	2	10/05/20 22:01	10/09/20 22:36	EPA 3050B	1,6010D	BV
Thallium, Total	0.483	J	mg/kg	2.01	0.317	2	10/05/20 22:01	10/09/20 22:36	EPA 3050B	1,6010D	BV
Vanadium, Total	24.2		mg/kg	1.01	0.204	2	10/05/20 22:01	10/09/20 22:36	EPA 3050B	1,6010D	BV
Zinc, Total	107		mg/kg	5.03	0.295	2	10/05/20 22:01	10/09/20 22:36	EPA 3050B	1,6010D	BV

Project Name: 50 ELMWOOD AVENUE
Project Number: 0535-020-001
Lab Number: L2041672
Report Date: 10/12/20

SAMPLE RESULTS

Lab ID: L2041672-03
Client ID: TP-8 1-1.5 FT
Sample Location: LOCKPORT,NY
Date Collected: 09/30/20 14:50
Date Received: 10/01/20
Field Prep: Not Specified

Sample Depth:
Matrix: Soil
Percent Solids: 84%

Parameter	Result	Qualifier	Units	RL	MDL	Dilution Factor	Date Prepared	Date Analyzed	Prep Method	Analytical Method	Analyst
Total Metals - Mansfield Lab											
Aluminum, Total	6310		mg/kg	9.31	2.52	2	10/05/20 22:01	10/09/20 22:41	EPA 3050B	1,6010D	BV
Antimony, Total	ND		mg/kg	4.66	0.354	2	10/05/20 22:01	10/09/20 22:41	EPA 3050B	1,6010D	BV
Arsenic, Total	4.33		mg/kg	0.931	0.194	2	10/05/20 22:01	10/09/20 22:41	EPA 3050B	1,6010D	BV
Barium, Total	97.7		mg/kg	0.931	0.162	2	10/05/20 22:01	10/09/20 22:41	EPA 3050B	1,6010D	BV
Beryllium, Total	0.307	J	mg/kg	0.466	0.031	2	10/05/20 22:01	10/09/20 22:41	EPA 3050B	1,6010D	BV
Cadmium, Total	ND		mg/kg	0.931	0.091	2	10/05/20 22:01	10/09/20 22:41	EPA 3050B	1,6010D	BV
Calcium, Total	24800		mg/kg	9.31	3.26	2	10/05/20 22:01	10/09/20 22:41	EPA 3050B	1,6010D	BV
Chromium, Total	10.5		mg/kg	0.931	0.089	2	10/05/20 22:01	10/09/20 22:41	EPA 3050B	1,6010D	BV
Cobalt, Total	6.05		mg/kg	1.86	0.155	2	10/05/20 22:01	10/09/20 22:41	EPA 3050B	1,6010D	BV
Copper, Total	19.6		mg/kg	0.931	0.240	2	10/05/20 22:01	10/09/20 22:41	EPA 3050B	1,6010D	BV
Iron, Total	15300		mg/kg	4.66	0.841	2	10/05/20 22:01	10/09/20 22:41	EPA 3050B	1,6010D	BV
Lead, Total	167		mg/kg	4.66	0.250	2	10/05/20 22:01	10/09/20 22:41	EPA 3050B	1,6010D	BV
Magnesium, Total	10300		mg/kg	9.31	1.43	2	10/05/20 22:01	10/09/20 22:41	EPA 3050B	1,6010D	BV
Manganese, Total	496		mg/kg	0.931	0.148	2	10/05/20 22:01	10/09/20 22:41	EPA 3050B	1,6010D	BV
Mercury, Total	0.290		mg/kg	0.086	0.056	1	10/05/20 22:31	10/06/20 13:18	EPA 7471B	1,7471B	EW
Nickel, Total	12.5		mg/kg	2.33	0.225	2	10/05/20 22:01	10/09/20 22:41	EPA 3050B	1,6010D	BV
Potassium, Total	632		mg/kg	233	13.4	2	10/05/20 22:01	10/09/20 22:41	EPA 3050B	1,6010D	BV
Selenium, Total	ND		mg/kg	1.86	0.240	2	10/05/20 22:01	10/09/20 22:41	EPA 3050B	1,6010D	BV
Silver, Total	ND		mg/kg	0.931	0.264	2	10/05/20 22:01	10/09/20 22:41	EPA 3050B	1,6010D	BV
Sodium, Total	64.4	J	mg/kg	186	2.93	2	10/05/20 22:01	10/09/20 22:41	EPA 3050B	1,6010D	BV
Thallium, Total	0.317	J	mg/kg	1.86	0.293	2	10/05/20 22:01	10/09/20 22:41	EPA 3050B	1,6010D	BV
Vanadium, Total	15.4		mg/kg	0.931	0.189	2	10/05/20 22:01	10/09/20 22:41	EPA 3050B	1,6010D	BV
Zinc, Total	138		mg/kg	4.66	0.273	2	10/05/20 22:01	10/09/20 22:41	EPA 3050B	1,6010D	BV

Project Name: 50 ELMWOOD AVENUE
Lab Number: L2041672
Project Number: 0535-020-001
Report Date: 10/12/20

SAMPLE RESULTS

Lab ID: L2041672-04
Client ID: TP-9 4-5 FT
Sample Location: LOCKPORT,NY
Date Collected: 09/30/20 16:00
Date Received: 10/01/20
Field Prep: Not Specified

Sample Depth:
Matrix: Soil
Percent Solids: 58%

Parameter	Result	Qualifier	Units	RL	MDL	Dilution Factor	Date Prepared	Date Analyzed	Prep Method	Analytical Method	Analyst
Total Metals - Mansfield Lab											
Aluminum, Total	9790		mg/kg	13.5	3.66	2	10/05/20 22:01	10/09/20 23:16	EPA 3050B	1,6010D	BV
Antimony, Total	ND		mg/kg	6.77	0.515	2	10/05/20 22:01	10/09/20 23:16	EPA 3050B	1,6010D	BV
Arsenic, Total	5.57		mg/kg	1.35	0.282	2	10/05/20 22:01	10/09/20 23:16	EPA 3050B	1,6010D	BV
Barium, Total	208		mg/kg	1.35	0.236	2	10/05/20 22:01	10/09/20 23:16	EPA 3050B	1,6010D	BV
Beryllium, Total	0.420	J	mg/kg	0.677	0.045	2	10/05/20 22:01	10/09/20 23:16	EPA 3050B	1,6010D	BV
Cadmium, Total	ND		mg/kg	1.35	0.133	2	10/05/20 22:01	10/09/20 23:16	EPA 3050B	1,6010D	BV
Calcium, Total	22100		mg/kg	13.5	4.74	2	10/05/20 22:01	10/09/20 23:16	EPA 3050B	1,6010D	BV
Chromium, Total	16.6		mg/kg	1.35	0.130	2	10/05/20 22:01	10/09/20 23:16	EPA 3050B	1,6010D	BV
Cobalt, Total	6.47		mg/kg	2.71	0.225	2	10/05/20 22:01	10/09/20 23:16	EPA 3050B	1,6010D	BV
Copper, Total	132		mg/kg	1.35	0.349	2	10/05/20 22:01	10/09/20 23:16	EPA 3050B	1,6010D	BV
Iron, Total	18300		mg/kg	6.77	1.22	2	10/05/20 22:01	10/09/20 23:16	EPA 3050B	1,6010D	BV
Lead, Total	254		mg/kg	6.77	0.363	2	10/05/20 22:01	10/09/20 23:16	EPA 3050B	1,6010D	BV
Magnesium, Total	4950		mg/kg	13.5	2.09	2	10/05/20 22:01	10/09/20 23:16	EPA 3050B	1,6010D	BV
Manganese, Total	317		mg/kg	1.35	0.215	2	10/05/20 22:01	10/09/20 23:16	EPA 3050B	1,6010D	BV
Mercury, Total	2.67		mg/kg	0.126	0.082	1	10/05/20 22:31	10/06/20 13:21	EPA 7471B	1,7471B	EW
Nickel, Total	14.8		mg/kg	3.39	0.328	2	10/05/20 22:01	10/09/20 23:16	EPA 3050B	1,6010D	BV
Potassium, Total	1170		mg/kg	339	19.5	2	10/05/20 22:01	10/09/20 23:16	EPA 3050B	1,6010D	BV
Selenium, Total	0.501	J	mg/kg	2.71	0.349	2	10/05/20 22:01	10/09/20 23:16	EPA 3050B	1,6010D	BV
Silver, Total	0.528	J	mg/kg	1.35	0.383	2	10/05/20 22:01	10/09/20 23:16	EPA 3050B	1,6010D	BV
Sodium, Total	479		mg/kg	271	4.27	2	10/05/20 22:01	10/09/20 23:16	EPA 3050B	1,6010D	BV
Thallium, Total	ND		mg/kg	2.71	0.427	2	10/05/20 22:01	10/09/20 23:16	EPA 3050B	1,6010D	BV
Vanadium, Total	16.9		mg/kg	1.35	0.275	2	10/05/20 22:01	10/09/20 23:16	EPA 3050B	1,6010D	BV
Zinc, Total	141		mg/kg	6.77	0.397	2	10/05/20 22:01	10/09/20 23:16	EPA 3050B	1,6010D	BV

Project Name: 50 ELMWOOD AVENUE
Lab Number: L2041672
Project Number: 0535-020-001
Report Date: 10/12/20

SAMPLE RESULTS

Lab ID: L2041672-05
Client ID: TP-9 5-6 FT
Sample Location: LOCKPORT,NY
Date Collected: 09/30/20 16:00
Date Received: 10/01/20
Field Prep: Not Specified

Sample Depth:
Matrix: Soil
Percent Solids: 80%

Parameter	Result	Qualifier	Units	RL	MDL	Dilution Factor	Date Prepared	Date Analyzed	Prep Method	Analytical Method	Analyst
Total Metals - Mansfield Lab											
Aluminum, Total	9640		mg/kg	9.49	2.56	2	10/05/20 22:01	10/09/20 23:20	EPA 3050B	1,6010D	BV
Antimony, Total	ND		mg/kg	4.74	0.361	2	10/05/20 22:01	10/09/20 23:20	EPA 3050B	1,6010D	BV
Arsenic, Total	3.23		mg/kg	0.949	0.197	2	10/05/20 22:01	10/09/20 23:20	EPA 3050B	1,6010D	BV
Barium, Total	146		mg/kg	0.949	0.165	2	10/05/20 22:01	10/09/20 23:20	EPA 3050B	1,6010D	BV
Beryllium, Total	0.427	J	mg/kg	0.474	0.031	2	10/05/20 22:01	10/09/20 23:20	EPA 3050B	1,6010D	BV
Cadmium, Total	ND		mg/kg	0.949	0.093	2	10/05/20 22:01	10/09/20 23:20	EPA 3050B	1,6010D	BV
Calcium, Total	40600		mg/kg	9.49	3.32	2	10/05/20 22:01	10/09/20 23:20	EPA 3050B	1,6010D	BV
Chromium, Total	15.2		mg/kg	0.949	0.091	2	10/05/20 22:01	10/09/20 23:20	EPA 3050B	1,6010D	BV
Cobalt, Total	10.1		mg/kg	1.90	0.158	2	10/05/20 22:01	10/09/20 23:20	EPA 3050B	1,6010D	BV
Copper, Total	10.3		mg/kg	0.949	0.245	2	10/05/20 22:01	10/09/20 23:20	EPA 3050B	1,6010D	BV
Iron, Total	21800		mg/kg	4.74	0.857	2	10/05/20 22:01	10/09/20 23:20	EPA 3050B	1,6010D	BV
Lead, Total	14.3		mg/kg	4.74	0.254	2	10/05/20 22:01	10/09/20 23:20	EPA 3050B	1,6010D	BV
Magnesium, Total	7090		mg/kg	9.49	1.46	2	10/05/20 22:01	10/09/20 23:20	EPA 3050B	1,6010D	BV
Manganese, Total	590		mg/kg	0.949	0.151	2	10/05/20 22:01	10/09/20 23:20	EPA 3050B	1,6010D	BV
Mercury, Total	ND		mg/kg	0.088	0.057	1	10/05/20 22:31	10/06/20 13:24	EPA 7471B	1,7471B	EW
Nickel, Total	20.6		mg/kg	2.37	0.230	2	10/05/20 22:01	10/09/20 23:20	EPA 3050B	1,6010D	BV
Potassium, Total	1070		mg/kg	237	13.7	2	10/05/20 22:01	10/09/20 23:20	EPA 3050B	1,6010D	BV
Selenium, Total	ND		mg/kg	1.90	0.245	2	10/05/20 22:01	10/09/20 23:20	EPA 3050B	1,6010D	BV
Silver, Total	ND		mg/kg	0.949	0.268	2	10/05/20 22:01	10/09/20 23:20	EPA 3050B	1,6010D	BV
Sodium, Total	238		mg/kg	190	2.99	2	10/05/20 22:01	10/09/20 23:20	EPA 3050B	1,6010D	BV
Thallium, Total	ND		mg/kg	1.90	0.299	2	10/05/20 22:01	10/09/20 23:20	EPA 3050B	1,6010D	BV
Vanadium, Total	19.8		mg/kg	0.949	0.193	2	10/05/20 22:01	10/09/20 23:20	EPA 3050B	1,6010D	BV
Zinc, Total	55.1		mg/kg	4.74	0.278	2	10/05/20 22:01	10/09/20 23:20	EPA 3050B	1,6010D	BV

Project Name: 50 ELMWOOD AVENUE
Project Number: 0535-020-001
Lab Number: L2041672
Report Date: 10/12/20

Method Blank Analysis
Batch Quality Control

Parameter	Result	Qualifier	Units	RL	MDL	Dilution Factor	Date Prepared	Date Analyzed	Analytical Method	Analyst
Total Metals - Mansfield Lab for sample(s): 01-05 Batch: WG1418348-1										
Aluminum, Total	ND		mg/kg	4.00	1.08	1	10/05/20 22:01	10/09/20 22:06	1,6010D	BV
Antimony, Total	ND		mg/kg	2.00	0.152	1	10/05/20 22:01	10/09/20 22:06	1,6010D	BV
Arsenic, Total	ND		mg/kg	0.400	0.083	1	10/05/20 22:01	10/09/20 22:06	1,6010D	BV
Barium, Total	ND		mg/kg	0.400	0.070	1	10/05/20 22:01	10/09/20 22:06	1,6010D	BV
Beryllium, Total	ND		mg/kg	0.200	0.013	1	10/05/20 22:01	10/09/20 22:06	1,6010D	BV
Cadmium, Total	ND		mg/kg	0.400	0.039	1	10/05/20 22:01	10/09/20 22:06	1,6010D	BV
Calcium, Total	ND		mg/kg	4.00	1.40	1	10/05/20 22:01	10/09/20 22:06	1,6010D	BV
Chromium, Total	ND		mg/kg	0.400	0.038	1	10/05/20 22:01	10/09/20 22:06	1,6010D	BV
Cobalt, Total	ND		mg/kg	0.800	0.066	1	10/05/20 22:01	10/09/20 22:06	1,6010D	BV
Copper, Total	ND		mg/kg	0.400	0.103	1	10/05/20 22:01	10/09/20 22:06	1,6010D	BV
Iron, Total	ND		mg/kg	2.00	0.361	1	10/05/20 22:01	10/09/20 22:06	1,6010D	BV
Lead, Total	ND		mg/kg	2.00	0.107	1	10/05/20 22:01	10/09/20 22:06	1,6010D	BV
Magnesium, Total	ND		mg/kg	4.00	0.616	1	10/05/20 22:01	10/09/20 22:06	1,6010D	BV
Manganese, Total	ND		mg/kg	0.400	0.064	1	10/05/20 22:01	10/09/20 22:06	1,6010D	BV
Nickel, Total	ND		mg/kg	1.00	0.097	1	10/05/20 22:01	10/09/20 22:06	1,6010D	BV
Potassium, Total	ND		mg/kg	100	5.76	1	10/05/20 22:01	10/09/20 22:06	1,6010D	BV
Selenium, Total	ND		mg/kg	0.800	0.103	1	10/05/20 22:01	10/09/20 22:06	1,6010D	BV
Silver, Total	ND		mg/kg	0.400	0.113	1	10/05/20 22:01	10/09/20 22:06	1,6010D	BV
Sodium, Total	ND		mg/kg	80.0	1.26	1	10/05/20 22:01	10/09/20 22:06	1,6010D	BV
Thallium, Total	ND		mg/kg	0.800	0.126	1	10/05/20 22:01	10/09/20 22:06	1,6010D	BV
Vanadium, Total	ND		mg/kg	0.400	0.081	1	10/05/20 22:01	10/09/20 22:06	1,6010D	BV
Zinc, Total	ND		mg/kg	2.00	0.117	1	10/05/20 22:01	10/09/20 22:06	1,6010D	BV

Prep Information

Digestion Method: EPA 3050B

Parameter	Result	Qualifier	Units	RL	MDL	Dilution Factor	Date Prepared	Date Analyzed	Analytical Method	Analyst
Total Metals - Mansfield Lab for sample(s): 01-05 Batch: WG1418349-1										
Mercury, Total	ND		mg/kg	0.083	0.054	1	10/05/20 22:31	10/06/20 12:25	1,7471B	EW

Project Name: 50 ELMWOOD AVENUE
Project Number: 0535-020-001
Lab Number: L2041672
Report Date: 10/12/20

Method Blank Analysis
Batch Quality Control

Prep Information

Digestion Method: EPA 7471B

Lab Control Sample Analysis

Batch Quality Control

Project Name: 50 ELMWOOD AVENUE

Project Number: 0535-020-001

Lab Number: L2041672

Report Date: 10/12/20

Parameter	LCS %Recovery	Qual	LCSD %Recovery	Qual	%Recovery Limits	RPD	Qual	RPD Limits
Total Metals - Mansfield Lab Associated sample(s): 01-05 Batch: WG1418348-2 SRM Lot Number: D109-540								
Aluminum, Total	71		-		50-150	-		
Antimony, Total	119		-		19-250	-		
Arsenic, Total	104		-		70-130	-		
Barium, Total	98		-		75-125	-		
Beryllium, Total	113		-		75-125	-		
Cadmium, Total	109		-		75-125	-		
Calcium, Total	102		-		73-128	-		
Chromium, Total	104		-		70-130	-		
Cobalt, Total	110		-		75-125	-		
Copper, Total	101		-		75-125	-		
Iron, Total	84		-		35-165	-		
Lead, Total	99		-		72-128	-		
Magnesium, Total	90		-		62-138	-		
Manganese, Total	98		-		74-126	-		
Nickel, Total	110		-		70-130	-		
Potassium, Total	87		-		59-141	-		
Selenium, Total	106		-		68-132	-		
Silver, Total	102		-		68-131	-		
Sodium, Total	104		-		35-165	-		
Thallium, Total	104		-		68-131	-		
Vanadium, Total	94		-		59-141	-		

Lab Control Sample Analysis

Batch Quality Control

Project Name: 50 ELMWOOD AVENUE

Project Number: 0535-020-001

Lab Number: L2041672

Report Date: 10/12/20

Parameter	LCS %Recovery	LCSD %Recovery	%Recovery Limits	RPD	RPD Limits
Total Metals - Mansfield Lab Associated sample(s): 01-05 Batch: WG1418348-2 SRM Lot Number: D109-540					
Zinc, Total	101	-	70-130	-	
Total Metals - Mansfield Lab Associated sample(s): 01-05 Batch: WG1418349-2 SRM Lot Number: D109-540					
Mercury, Total	90	-	60-140	-	

Matrix Spike Analysis
Batch Quality Control

Project Name: 50 ELMWOOD AVENUE
Project Number: 0535-020-001

Lab Number: L2041672
Report Date: 10/12/20

Parameter	Native Sample	MS Added	MS Found	MS %Recovery	Qual	MSD Found	MSD %Recovery	Qual	Recovery Limits	RPD	Qual	RPD Limits
Total Metals - Mansfield Lab Associated sample(s): 01-05 QC Batch ID: WG1418348-3 QC Sample: L2041665-01 Client ID: MS Sample												
Aluminum, Total	4150	175	5060	**519**	Q	-	-		75-125	-		20
Antimony, Total	0.725J	43.8	26.6	**61**	Q	-	-		75-125	-		20
Arsenic, Total	8.06	10.5	14.8	**64**	Q	-	-		75-125	-		20
Barium, Total	15.0	175	160	83		-	-		75-125	-		20
Beryllium, Total	0.645	4.38	4.37	85		-	-		75-125	-		20
Cadmium, Total	ND	4.47	3.55	79		-	-		75-125	-		20
Calcium, Total	270	877	1010	84		-	-		75-125	-		20
Chromium, Total	13.0	17.5	27.0	80		-	-		75-125	-		20
Cobalt, Total	15.5	43.8	39.0	**54**	Q	-	-		75-125	-		20
Copper, Total	17.0	21.9	29.7	**58**	Q	-	-		75-125	-		20
Iron, Total	17500	87.7	14200	**0**	Q	-	-		75-125	-		20
Lead, Total	8.68	44.7	43.0	77		-	-		75-125	-		20
Magnesium, Total	1240	877	1750	**58**	Q	-	-		75-125	-		20
Manganese, Total	231	43.8	111	**0**	Q	-	-		75-125	-		20
Nickel, Total	12.1	43.8	41.6	**67**	Q	-	-		75-125	-		20
Potassium, Total	301	877	1040	84		-	-		75-125	-		20
Selenium, Total	ND	10.5	7.95	76		-	-		75-125	-		20
Silver, Total	ND	26.3	22.1	84		-	-		75-125	-		20
Sodium, Total	285	877	1060	88		-	-		75-125	-		20
Thallium, Total	0.173J	10.5	8.50	81		-	-		75-125	-		20
Vanadium, Total	20.6	43.8	55.5	80		-	-		75-125	-		20

Matrix Spike Analysis
Batch Quality Control

Project Name: 50 ELMWOOD AVENUE
Project Number: 0535-020-001

Lab Number: L2041672
Report Date: 10/12/20

Parameter	Native Sample	MS Added	MS Found	MS %Recovery		MSD Found	MSD %Recovery	Recovery Limits	RPD	RPD Limits
Total Metals - Mansfield Lab Associated sample(s): 01-05 QC Batch ID: WG1418348-3 QC Sample: L2041665-01 Client ID: MS Sample										
Zinc, Total	59.7	43.8	63.5	**9**	Q	-	-	75-125	-	20
Total Metals - Mansfield Lab Associated sample(s): 01-05 QC Batch ID: WG1418349-3 QC Sample: L2041665-01 Client ID: MS Sample										
Mercury, Total	ND	0.155	0.140	90		-	-	80-120	-	20

Lab Duplicate Analysis
Batch Quality Control

Project Name: 50 ELMWOOD AVENUE
Project Number: 0535-020-001

Lab Number: L2041672
Report Date: 10/12/20

Parameter	Native Sample	Duplicate Sample	Units	RPD	Qual	RPD Limits
Total Metals - Mansfield Lab Associated sample(s): 01-05 QC Batch ID: WG1418348-4 QC Sample: L2041665-01 Client ID: DUP Sample						
Arsenic, Total	8.06	9.38	mg/kg	15		20
Barium, Total	15.0	26.7	mg/kg	**56**	Q	20
Cadmium, Total	ND	ND	mg/kg	NC		20
Chromium, Total	13.0	13.9	mg/kg	7		20
Lead, Total	8.68	8.95	mg/kg	3		20
Selenium, Total	ND	0.120J	mg/kg	NC		20
Silver, Total	ND	ND	mg/kg	NC		20
Total Metals - Mansfield Lab Associated sample(s): 01-05 QC Batch ID: WG1418349-4 QC Sample: L2041665-01 Client ID: DUP Sample						
Mercury, Total	ND	ND	mg/kg	NC		20

INORGANICS
&
MISCELLANEOUS

Project Name: 50 ELMWOOD AVENUE
Project Number: 0535-020-001

Lab Number: L2041672
Report Date: 10/12/20

SAMPLE RESULTS

Lab ID: L2041672-01
Client ID: TP-3 1.5-4 FT
Sample Location: LOCKPORT,NY

Date Collected: 09/30/20 11:20
Date Received: 10/01/20
Field Prep: Not Specified

Sample Depth:
Matrix: Soil

Parameter	Result	Qualifier	Units	RL	MDL	Dilution Factor	Date Prepared	Date Analyzed	Analytical Method	Analyst
General Chemistry - Westborough Lab										
Solids, Total	71.9		%	0.100	NA	1	-	10/02/20 08:54	121,2540G	RI
Cyanide, Total	ND		mg/kg	1.3	0.28	1	10/02/20 15:30	10/05/20 16:01	1,9010C/9012B	AG

Project Name: 50 ELMWOOD AVENUE
Project Number: 0535-020-001

Lab Number: L2041672
Report Date: 10/12/20

SAMPLE RESULTS

Lab ID: L2041672-02
Client ID: TP-4 0.5-2.5 FT
Sample Location: LOCKPORT,NY

Date Collected: 09/30/20 11:50
Date Received: 10/01/20
Field Prep: Not Specified

Sample Depth:
Matrix: Soil

Parameter	Result	Qualifier	Units	RL	MDL	Dilution Factor	Date Prepared	Date Analyzed	Analytical Method	Analyst
General Chemistry - Westborough Lab										
Solids, Total	77.9		%	0.100	NA	1	-	10/02/20 08:54	121,2540G	RI

Project Name: 50 ELMWOOD AVENUE
Project Number: 0535-020-001

Lab Number: L2041672
Report Date: 10/12/20

SAMPLE RESULTS

Lab ID: L2041672-03
Client ID: TP-8 1-1.5 FT
Sample Location: LOCKPORT,NY

Date Collected: 09/30/20 14:50
Date Received: 10/01/20
Field Prep: Not Specified

Sample Depth:
Matrix: Soil

Parameter	Result	Qualifier	Units	RL	MDL	Dilution Factor	Date Prepared	Date Analyzed	Analytical Method	Analyst
General Chemistry - Westborough Lab										
Solids, Total	84.2		%	0.100	NA	1	-	10/02/20 08:54	121,2540G	RI

Project Name: 50 ELMWOOD AVENUE
Project Number: 0535-020-001

Lab Number: L2041672
Report Date: 10/12/20

SAMPLE RESULTS

Lab ID: L2041672-04
Client ID: TP-9 4-5 FT
Sample Location: LOCKPORT,NY

Date Collected: 09/30/20 16:00
Date Received: 10/01/20
Field Prep: Not Specified

Sample Depth:
Matrix: Soil

Parameter	Result	Qualifier	Units	RL	MDL	Dilution Factor	Date Prepared	Date Analyzed	Analytical Method	Analyst
General Chemistry - Westborough Lab										
Solids, Total	57.9		%	0.100	NA	1	-	10/02/20 08:54	121,2540G	RI
Cyanide, Total	ND		mg/kg	1.7	0.36	1	10/02/20 15:30	10/05/20 16:31	1,9010C/9012B	AG

Project Name: 50 ELMWOOD AVENUE
Project Number: 0535-020-001

Lab Number: L2041672
Report Date: 10/12/20

SAMPLE RESULTS

Lab ID: L2041672-05
Client ID: TP-9 5-6 FT
Sample Location: LOCKPORT,NY

Date Collected: 09/30/20 16:00
Date Received: 10/01/20
Field Prep: Not Specified

Sample Depth:
Matrix: Soil

Parameter	Result	Qualifier	Units	RL	MDL	Dilution Factor	Date Prepared	Date Analyzed	Analytical Method	Analyst
General Chemistry - Westborough Lab										
Solids, Total	79.7		%	0.100	NA	1	-	10/02/20 08:54	121,2540G	RI
Cyanide, Total	ND		mg/kg	1.2	0.26	1	10/02/20 15:30	10/05/20 16:07	1,9010C/9012B	AG

Project Name: 50 ELMWOOD AVENUE
Project Number: 0535-020-001
Lab Number: L2041672
Report Date: 10/12/20

Method Blank Analysis
Batch Quality Control

Parameter	Result	Qualifier	Units	RL	MDL	Dilution Factor	Date Prepared	Date Analyzed	Analytical Method	Analyst
General Chemistry - Westborough Lab for sample(s): 01,04-05 Batch: WG1417418-1										
Cyanide, Total	ND		mg/kg	0.96	0.20	1	10/02/20 15:30	10/05/20 15:54	1,9010C/9012B	AG

Lab Control Sample Analysis

Batch Quality Control

Project Name: 50 ELMWOOD AVENUE

Project Number: 0535-020-001

Lab Number: L2041672

Report Date: 10/12/20

Parameter	LCS %Recovery	Qual	LCSD %Recovery	Qual	%Recovery Limits	RPD	Qual	RPD Limits
General Chemistry - Westborough Lab Associated sample(s): 01,04-05 Batch: WG1417418-2 WG1417418-3								
Cyanide, Total	**68**	Q	**63**	Q	80-120	3		35

Matrix Spike Analysis
Batch Quality Control

Project Name: 50 ELMWOOD AVENUE
Project Number: 0535-020-001

Lab Number: L2041672
Report Date: 10/12/20

Parameter	Native Sample	MS Added	MS Found	MS %Recovery	Qual	MSD Found	MSD %Recovery	Qual	Recovery Limits	RPD	Qual	RPD Limits
General Chemistry - Westborough Lab Associated sample(s): 01,04-05 QC Batch ID: WG1417418-4 WG1417418-5 QC Sample: L2041672-01 Client ID: TP-3 1.5-4 FT												
Cyanide, Total	ND	13	12	95		12	93		75-125	0		35

Lab Duplicate Analysis

Batch Quality Control

Project Name: 50 ELMWOOD AVENUE

Project Number: 0535-020-001

Lab Number: L2041672

Report Date: 10/12/20

Parameter	Native Sample	Duplicate Sample	Units	RPD	Qual	RPD Limits
General Chemistry - Westborough Lab Associated sample(s): 01-05 QC Batch ID: WG1417241-1 QC Sample: L2041802-05 Client ID: DUP Sample						
Solids, Total	84.7	83.9	%	1		20

Project Name: 50 ELMWOOD AVENUE
Project Number: 0535-020-001

Lab Number: L2041672
Report Date: 10/12/20

Sample Receipt and Container Information

Were project specific reporting limits specified? YES

Cooler Information

Cooler	Custody Seal
A	Absent

Container Information

Container ID	Container Type	Cooler	Initial pH	Final pH	Temp deg C	Pres	Seal	Frozen Date/Time	Analysis(*)
L2041672-01A	5 gram Encore Sampler	A	NA		2.6	Y	Absent		NYTCL-8260HLW-R2(14)
L2041672-01B	5 gram Encore Sampler	A	NA		2.6	Y	Absent		NYTCL-8260HLW-R2(14)
L2041672-01C	5 gram Encore Sampler	A	NA		2.6	Y	Absent		NYTCL-8260HLW-R2(14)
L2041672-01D	Metals Only-Glass 60mL/2oz unpreserved	A	NA		2.6	Y	Absent		BE-TI(180),AS-TI(180),BA-TI(180),AG-TI(180),CR-TI(180),NI-TI(180),AL-TI(180),TL-TI(180),ZN-TI(180),SE-TI(180),PB-TI(180),CU-TI(180),SB-TI(180),V-TI(180),CO-TI(180),HG-T(28),MN-TI(180),MG-TI(180),FE-TI(180),CA-TI(180),CD-TI(180),NA-TI(180),K-TI(180)
L2041672-01E	Glass 120ml/4oz unpreserved	A	NA		2.6	Y	Absent		NYTCL-8270(14),TCN-9010(14),HERB-APA(14),NYTCL-8081(14),NYTCL-8082(14)
L2041672-01F	Plastic 2oz unpreserved for TS	A	NA		2.6	Y	Absent		TS(7)
L2041672-01G	Glass 250ml/8oz unpreserved	A	NA		2.6	Y	Absent		NYTCL-8270(14),TCN-9010(14),HERB-APA(14),NYTCL-8081(14),NYTCL-8082(14)
L2041672-01X	Vial MeOH preserved split	A	NA		2.6	Y	Absent		NYTCL-8260HLW-R2(14)
L2041672-01Y	Vial Water preserved split	A	NA		2.6	Y	Absent	02-OCT-20 08:11	NYTCL-8260HLW-R2(14)
L2041672-01Z	Vial Water preserved split	A	NA		2.6	Y	Absent	02-OCT-20 08:11	NYTCL-8260HLW-R2(14)
L2041672-02A	Metals Only-Glass 60mL/2oz unpreserved	A	NA		2.6	Y	Absent		BE-TI(180),AS-TI(180),BA-TI(180),AG-TI(180),NI-TI(180),CR-TI(180),AL-TI(180),TL-TI(180),PB-TI(180),SB-TI(180),SE-TI(180),ZN-TI(180),CU-TI(180),CO-TI(180),V-TI(180),HG-T(28),MN-TI(180),FE-TI(180),MG-TI(180),CD-TI(180),CA-TI(180),NA-TI(180),K-TI(180)
L2041672-02B	Glass 120ml/4oz unpreserved	A	NA		2.6	Y	Absent		NYTCL-8270(14)
L2041672-02C	Plastic 2oz unpreserved for TS	A	NA		2.6	Y	Absent		TS(7)
L2041672-03A	Metals Only-Glass 60mL/2oz unpreserved	A	NA		2.6	Y	Absent		BE-TI(180),BA-TI(180),AS-TI(180),AG-TI(180),AL-TI(180),CR-TI(180),NI-TI(180),TL-TI(180),ZN-TI(180),PB-TI(180),SB-TI(180),SE-TI(180),CU-TI(180),CO-TI(180),V-TI(180),HG-T(28),MN-TI(180),MG-TI(180),FE-TI(180),K-TI(180),CD-TI(180),CA-TI(180),NA-TI(180)
L2041672-03B	Glass 120ml/4oz unpreserved	A	NA		2.6	Y	Absent		NYTCL-8270(14)

*Values in parentheses indicate holding time in days

Container Information

Container ID	Container Type	Cooler	Initial pH	Final pH	Temp deg C	Pres	Seal	Frozen Date/Time	Analysis(*)
L2041672-03C	Plastic 2oz unpreserved for TS	A	NA		2.6	Y	Absent		TS(7)
L2041672-04A	5 gram Encore Sampler	A	NA		2.6	Y	Absent		NYTCL-8260HLW-R2(14)
L2041672-04B	5 gram Encore Sampler	A	NA		2.6	Y	Absent		NYTCL-8260HLW-R2(14)
L2041672-04C	5 gram Encore Sampler	A	NA		2.6	Y	Absent		NYTCL-8260HLW-R2(14)
L2041672-04D	Metals Only-Glass 60mL/2oz unpreserved	A	NA		2.6	Y	Absent		BE-TI(180),AS-TI(180),BA-TI(180),AG-TI(180),AL-TI(180),CR-TI(180),TL-TI(180),NI-TI(180),CU-TI(180),PB-TI(180),ZN-TI(180),SE-TI(180),SB-TI(180),V-TI(180),CO-TI(180),MN-TI(180),HG-T(28),FE-TI(180),MG-TI(180),K-TI(180),CA-TI(180),CD-TI(180),NA-TI(180)
L2041672-04E	Glass 120ml/4oz unpreserved	A	NA		2.6	Y	Absent		NYTCL-8270(14),TCN-9010(14),HERB-APA(14),NYTCL-8081(14),NYTCL-8082(14)
L2041672-04F	Plastic 2oz unpreserved for TS	A	NA		2.6	Y	Absent		TS(7)
L2041672-04G	Glass 250ml/8oz unpreserved	A	NA		2.6	Y	Absent		NYTCL-8270(14),TCN-9010(14),HERB-APA(14),NYTCL-8081(14),NYTCL-8082(14)
L2041672-04X	Vial MeOH preserved split	A	NA		2.6	Y	Absent		NYTCL-8260HLW-R2(14)
L2041672-04Y	Vial Water preserved split	A	NA		2.6	Y	Absent	02-OCT-20 08:11	NYTCL-8260HLW-R2(14)
L2041672-04Z	Vial Water preserved split	A	NA		2.6	Y	Absent	02-OCT-20 08:11	NYTCL-8260HLW-R2(14)
L2041672-05A	5 gram Encore Sampler	A	NA		2.6	Y	Absent		NYTCL-8260HLW-R2(14)
L2041672-05B	5 gram Encore Sampler	A	NA		2.6	Y	Absent		NYTCL-8260HLW-R2(14)
L2041672-05C	5 gram Encore Sampler	A	NA		2.6	Y	Absent		NYTCL-8260HLW-R2(14)
L2041672-05D	Metals Only-Glass 60mL/2oz unpreserved	A	NA		2.6	Y	Absent		BE-TI(180),AS-TI(180),BA-TI(180),AG-TI(180),AL-TI(180),TL-TI(180),CR-TI(180),NI-TI(180),CU-TI(180),ZN-TI(180),SE-TI(180),PB-TI(180),SB-TI(180),CO-TI(180),V-TI(180),HG-T(28),FE-TI(180),MN-TI(180),MG-TI(180),CA-TI(180),CD-TI(180),K-TI(180),NA-TI(180)
L2041672-05E	Glass 120ml/4oz unpreserved	A	NA		2.6	Y	Absent		NYTCL-8270(14),TCN-9010(14),HERB-APA(14),NYTCL-8081(14),NYTCL-8082(14)
L2041672-05F	Plastic 2oz unpreserved for TS	A	NA		2.6	Y	Absent		TS(7)
L2041672-05G	Glass 250ml/8oz unpreserved	A	NA		2.6	Y	Absent		NYTCL-8270(14),TCN-9010(14),HERB-APA(14),NYTCL-8081(14),NYTCL-8082(14)
L2041672-05X	Vial MeOH preserved split	A	NA		2.6	Y	Absent		NYTCL-8260HLW-R2(14)
L2041672-05Y	Vial Water preserved split	A	NA		2.6	Y	Absent	02-OCT-20 08:11	NYTCL-8260HLW-R2(14)
L2041672-05Z	Vial Water preserved split	A	NA		2.6	Y	Absent	02-OCT-20 08:11	NYTCL-8260HLW-R2(14)

*Values in parentheses indicate holding time in days

Project Name:	50 ELMWOOD AVENUE	**Lab Number:**	L2041672
Project Number:	0535-020-001	**Report Date:**	10/12/20

GLOSSARY

Acronyms

DL - Detection Limit: This value represents the level to which target analyte concentrations are reported as estimated values, when those target analyte concentrations are quantified below the limit of quantitation (LOQ). The DL includes any adjustments from dilutions, concentrations or moisture content, where applicable. (DoD report formats only.)

EDL - Estimated Detection Limit: This value represents the level to which target analyte concentrations are reported as estimated values, when those target analyte concentrations are quantified below the reporting limit (RL). The EDL includes any adjustments from dilutions, concentrations or moisture content, where applicable. The use of EDLs is specific to the analysis of PAHs using Solid-Phase Microextraction (SPME).

EMPC - Estimated Maximum Possible Concentration: The concentration that results from the signal present at the retention time of an analyte when the ions meet all of the identification criteria except the ion abundance ratio criteria. An EMPC is a worst-case estimate of the concentration.

EPA - Environmental Protection Agency.

LCS - Laboratory Control Sample: A sample matrix, free from the analytes of interest, spiked with verified known amounts of analytes or a material containing known and verified amounts of analytes.

LCSD - Laboratory Control Sample Duplicate: Refer to LCS.

LFB - Laboratory Fortified Blank: A sample matrix, free from the analytes of interest, spiked with verified known amounts of analytes or a material containing known and verified amounts of analytes.

LOD - Limit of Detection: This value represents the level to which a target analyte can reliably be detected for a specific analyte in a specific matrix by a specific method. The LOD includes any adjustments from dilutions, concentrations or moisture content, where applicable. (DoD report formats only.)

LOQ - Limit of Quantitation: The value at which an instrument can accurately measure an analyte at a specific concentration. The LOQ includes any adjustments from dilutions, concentrations or moisture content, where applicable. (DoD report formats only.)

Limit of Quantitation: The value at which an instrument can accurately measure an analyte at a specific concentration. The LOQ includes any adjustments from dilutions, concentrations or moisture content, where applicable. (DoD report formats only.)

MDL - Method Detection Limit: This value represents the level to which target analyte concentrations are reported as estimated values, when those target analyte concentrations are quantified below the reporting limit (RL). The MDL includes any adjustments from dilutions, concentrations or moisture content, where applicable.

MS - Matrix Spike Sample: A sample prepared by adding a known mass of target analyte to a specified amount of matrix sample for which an independent estimate of target analyte concentration is available. For Method 332.0, the spike recovery is calculated using the native concentration, including estimated values.

MSD - Matrix Spike Sample Duplicate: Refer to MS.

NA - Not Applicable.

NC - Not Calculated: Term is utilized when one or more of the results utilized in the calculation are non-detect at the parameter's reporting unit.

NDPA/DPA - N-Nitrosodiphenylamine/Diphenylamine.

NI - Not Ignitable.

NP - Non-Plastic: Term is utilized for the analysis of Atterberg Limits in soil.

NR - No Results: Term is utilized when 'No Target Compounds Requested' is reported for the analysis of Volatile or Semivolatile Organic TIC only requests.

RL - Reporting Limit: The value at which an instrument can accurately measure an analyte at a specific concentration. The RL includes any adjustments from dilutions, concentrations or moisture content, where applicable.

RPD - Relative Percent Difference: The results from matrix and/or matrix spike duplicates are primarily designed to assess the precision of analytical results in a given matrix and are expressed as relative percent difference (RPD). Values which are less than five times the reporting limit for any individual parameter are evaluated by utilizing the absolute difference between the values; although the RPD value will be provided in the report.

SRM - Standard Reference Material: A reference sample of a known or certified value that is of the same or similar matrix as the associated field samples.

STLP - Semi-dynamic Tank Leaching Procedure per EPA Method 1315.

TEF - Toxic Equivalency Factors: The values assigned to each dioxin and furan to evaluate their toxicity relative to 2,3,7,8-TCDD.

TEQ - Toxic Equivalent: The measure of a sample's toxicity derived by multiplying each dioxin and furan by its corresponding TEF and then summing the resulting values.

TIC - Tentatively Identified Compound: A compound that has been identified to be present and is not part of the target compound list (TCL) for the method and/or program. All TICs are qualitatively identified and reported as estimated concentrations.

Report Format: DU Report with 'J' Qualifiers

Project Name:	50 ELMWOOD AVENUE	**Lab Number:**	L2041672
Project Number:	0535-020-001	**Report Date:**	10/12/20

Footnotes

1 - The reference for this analyte should be considered modified since this analyte is absent from the target analyte list of the original method.

Terms

Analytical Method: Both the document from which the method originates and the analytical reference method. (Example: EPA 8260B is shown as 1,8260B.) The codes for the reference method documents are provided in the References section of the Addendum.

Difference: With respect to Total Oxidizable Precursor (TOP) Assay analysis, the difference is defined as the Post-Treatment value minus the Pre-Treatment value.

Final pH: As it pertains to Sample Receipt & Container Information section of the report, Final pH reflects pH of container determined after adjustment at the laboratory, if applicable. If no adjustment required, value reflects Initial pH.

Frozen Date/Time: With respect to Volatile Organics in soil, Frozen Date/Time reflects the date/time at which associated Reagent Water-preserved vials were initially frozen. Note: If frozen date/time is beyond 48 hours from sample collection, value will be reflected in 'bold'.

Initial pH: As it pertains to Sample Receipt & Container Information section of the report, Initial pH reflects pH of container determined upon receipt, if applicable.

PAH Total: With respect to Alkylated PAH analyses, the 'PAHs, Total' result is defined as the summation of results for all or a subset of the following compounds: Naphthalene, C1-C4 Naphthalenes, 2-Methylnaphthalene, 1-Methylnaphthalene, Biphenyl, Acenaphthylene, Acenaphthene, Fluorene, C1-C3 Fluorenes, Phenanthrene, C1-C4 Phenanthrenes/Anthracenes, Anthracene, Fluoranthene, Pyrene, C1-C4 Fluoranthenes/Pyrenes, Benz(a)anthracene, Chrysene, C1-C4 Chrysenes, Benzo(b)fluoranthene, Benzo(j)+(k)fluoranthene, Benzo(e)pyrene, Benzo(a)pyrene, Perylene, Indeno(1,2,3-cd)pyrene, Dibenz(ah)+(ac)anthracene, Benzo(g,h,i)perylene. If a 'Total' result is requested, the results of its individual components will also be reported.

PFAS Total: With respect to PFAS analyses, the 'PFAS, Total (5)' result is defined as the summation of results for: PFHpA, PFHxS, PFOA, PFNA and PFOS. If a 'Total' result is requested, the results of its individual components will also be reported.

The target compound Chlordane (CAS No. 57-74-9) is reported for GC ECD analyses. Per EPA,this compound "refers to a mixture of chlordane isomers, other chlorinated hydrocarbons and numerous other components." (Reference: USEPA Toxicological Review of Chlordane, In Support of Summary Information on the Integrated Risk Information System (IRIS), December 1997.)

Total: With respect to Organic analyses, a 'Total' result is defined as the summation of results for individual isomers or Aroclors. If a 'Total' result is requested, the results of its individual components will also be reported. This is applicable to 'Total' results for methods 8260, 8081 and 8082.

Data Qualifiers

A - Spectra identified as "Aldol Condensates" are byproducts of the extraction/concentration procedures when acetone is introduced in the process.

B - The analyte was detected above the reporting limit in the associated method blank. Flag only applies to associated field samples that have detectable concentrations of the analyte at less than ten times (10x) the concentration found in the blank. For MCP-related projects, flag only applies to associated field samples that have detectable concentrations of the analyte at less than ten times (10x) the concentration found in the blank. For DOD-related projects, flag only applies to associated field samples that have detectable concentrations of the analyte at less than ten times (10x) the concentration found in the blank AND the analyte was detected above one-half the reporting limit (or above the reporting limit for common lab contaminants) in the associated method blank. For NJ-Air-related projects, flag only applies to associated field samples that have detectable concentrations of the analyte above the reporting limit. For NJ-related projects (excluding Air), flag only applies to associated field samples that have detectable concentrations of the analyte, which was detected above the reporting limit in the associated method blank or above five times the reporting limit for common lab contaminants (Phthalates, Acetone, Methylene Chloride, 2-Butanone).

C - Co-elution: The target analyte co-elutes with a known lab standard (i.e. surrogate, internal standards, etc.) for co-extracted analyses.

D - Concentration of analyte was quantified from diluted analysis. Flag only applies to field samples that have detectable concentrations of the analyte.

E - Concentration of analyte exceeds the range of the calibration curve and/or linear range of the instrument.

F - The ratio of quantifier ion response to qualifier ion response falls outside of the laboratory criteria. Results are considered to be an estimated maximum concentration.

G - The concentration may be biased high due to matrix interferences (i.e, co-elution) with non-target compound(s). The result should be considered estimated.

H - The analysis of pH was performed beyond the regulatory-required holding time of 15 minutes from the time of sample collection.

I - The lower value for the two columns has been reported due to obvious interference.

J - Estimated value. The Target analyte concentration is below the quantitation limit (RL), but above the Method Detection Limit (MDL) or Estimated Detection Limit (EDL) for SPME-related analyses. This represents an estimated concentration for Tentatively Identified Compounds (TICs).

M - Reporting Limit (RL) exceeds the MCP CAM Reporting Limit for this analyte.

ND - Not detected at the method detection limit (MDL) for the sample, or estimated detection limit (EDL) for SPME-related analyses.

NJ - Presumptive evidence of compound. This represents an estimated concentration for Tentatively Identified Compounds (TICs), where

Report Format: DU Report with 'J' Qualifiers

Project Name:	50 ELMWOOD AVENUE	**Lab Number:**	L2041672
Project Number:	0535-020-001	**Report Date:**	10/12/20

Data Qualifiers

the identification is based on a mass spectral library search.

P - The RPD between the results for the two columns exceeds the method-specified criteria.

Q - The quality control sample exceeds the associated acceptance criteria. For DOD-related projects, LCS and/or Continuing Calibration Standard exceedences are also qualified on all associated sample results. Note: This flag is not applicable for matrix spike recoveries when the sample concentration is greater than 4x the spike added or for batch duplicate RPD when the sample concentrations are less than 5x the RL. (Metals only.)

R - Analytical results are from sample re-analysis.

RE - Analytical results are from sample re-extraction.

S - Analytical results are from modified screening analysis.

Report Format: DU Report with 'J' Qualifiers

Project Name:	50 ELMWOOD AVENUE	**Lab Number:**	L2041672
Project Number:	0535-020-001	**Report Date:**	10/12/20

REFERENCES

1 Test Methods for Evaluating Solid Waste: Physical/Chemical Methods. EPA SW-846. Third Edition. Updates I - VI, 2018.

121 Standard Methods for the Examination of Water and Wastewater. APHA-AWWA-WEF. Standard Methods Online.

LIMITATION OF LIABILITIES

Alpha Analytical performs services with reasonable care and diligence normal to the analytical testing laboratory industry. In the event of an error, the sole and exclusive responsibility of Alpha Analytical shall be to re-perform the work at it's own expense. In no event shall Alpha Analytical be held liable for any incidental, consequential or special damages, including but not limited to, damages in any way connected with the use of, interpretation of, information or analysis provided by Alpha Analytical.

We strongly urge our clients to comply with EPA protocol regarding sample volume, preservation, cooling, containers, sampling procedures, holding time and splitting of samples in the field.

Certification Information

The following analytes are not included in our Primary NELAP Scope of Accreditation:

Westborough Facility
EPA 624/624.1: m/p-xylene, o-xylene, Naphthalene
EPA 8260C: NPW: 1,2,4,5-Tetramethylbenzene; 4-Ethyltoluene, Azobenzene; SCM: Iodomethane (methyl iodide), 1,2,4,5-Tetramethylbenzene; 4-Ethyltoluene.
EPA 8270D: NPW: Dimethylnaphthalene,1,4-Diphenylhydrazine; SCM: Dimethylnaphthalene,1,4-Diphenylhydrazine.
SM4500: NPW: Amenable Cyanide; SCM: Total Phosphorus, TKN, NO2, NO3.

Mansfield Facility
SM 2540D: TSS
EPA 8082A: NPW: PCB: 1, 5, 31, 87,101, 110, 141, 151, 153, 180, 183, 187.
EPA TO-15: Halothane, 2,4,4-Trimethyl-2-pentene, 2,4,4-Trimethyl-1-pentene, Thiophene, 2-Methylthiophene, 3-Methylthiophene, 2-Ethylthiophene, 1,2,3-Trimethylbenzene, Indan, Indene, 1,2,4,5-Tetramethylbenzene, Benzothiophene, 1-Methylnaphthalene.
EPA TO-12 Non-methane organics
EPA 3C Fixed gases
Biological Tissue Matrix: EPA 3050B

The following analytes are included in our Massachusetts DEP Scope of Accreditation

Westborough Facility:

Drinking Water
EPA 300.0: Chloride, Nitrate-N, Fluoride, Sulfate; **EPA 353.2**: Nitrate-N, Nitrite-N; **SM4500NO3-F**: Nitrate-N, Nitrite-N; **SM4500F-C, SM4500CN-CE, EPA 180.1, SM2130B, SM4500Cl-D, SM2320B, SM2540C, SM4500H-B, SM4500NO2-B**
EPA 332: Perchlorate; **EPA 524.2:** THMs and VOCs; **EPA 504.1:** EDB, DBCP.
Microbiology: **SM9215B; SM9223-P/A, SM9223B-Colilert-QT,SM9222D**.

Non-Potable Water
SM4500H,B, EPA 120.1, SM2510B, SM2540C, SM2320B, SM4500CL-E, SM4500F-BC, SM4500NH3-BH: Ammonia-N and Kjeldahl-N, **EPA 350.1**: Ammonia-N, **LACHAT 10-107-06-1-B**: Ammonia-N, **EPA 351.1, SM4500NO3-F, EPA 353.2**: Nitrate-N**, SM4500P-E, SM4500P-B, E, SM4500SO4-E, SM5220D, EPA 410.4, SM5210B, SM5310C, SM4500CL-D, EPA 1664, EPA 420.1, SM4500-CN-CE, SM2540D, EPA 300: Chloride, Sulfate, Nitrate.**
EPA 624.1: Volatile Halocarbons & Aromatics,
EPA 608.3: Chlordane, Toxaphene, Aldrin, alpha-BHC, beta-BHC, gamma-BHC, delta-BHC, Dieldrin, DDD, DDE, DDT, Endosulfan I, Endosulfan II, Endosulfan sulfate, Endrin, Endrin Aldehyde, Heptachlor, Heptachlor Epoxide, PCBs
EPA 625.1: SVOC (Acid/Base/Neutral Extractables), **EPA 600/4-81-045**: PCB-Oil.
Microbiology: **SM9223B-Colilert-QT; Enterolert-QT, SM9221E, EPA 1600, EPA 1603.**

Mansfield Facility:

Drinking Water
EPA 200.7: Al, Ba, Cd, Cr, Cu, Fe, Mn, Ni, Na, Ag, Ca, Zn. **EPA 200.8:** Al, Sb, As, Ba, Be, Cd, Cr, Cu, Pb, Mn, Ni, Se, Ag, TL, Zn. **EPA 245.1** Hg.
EPA 522.

Non-Potable Water
EPA 200.7: Al, Sb, As, Be, Cd, Ca, Cr, Co, Cu, Fe, Pb, Mg, Mn, Mo, Ni, K, Se, Ag, Na, Sr, TL, Ti, V, Zn.
EPA 200.8: Al, Sb**,** As, Be, Cd, Cr, Cu, Fe, Pb, Mn, Ni, K, Se, Ag, Na, TL, Zn.
EPA 245.1 Hg.
SM2340B

For a complete listing of analytes and methods, please contact your Alpha Project Manager.

ALPHA

NEW YORK CHAIN OF CUSTODY

Westborough, MA 01581
8 Walkup Dr.
TEL: 508-898-9220
FAX: 508-898-9193

Mansfield, MA 02048
320 Forbes Blvd
TEL: 508-822-9300
FAX: 508-822-3288

Service Centers
Mahwah, NJ 07430: 35 Whitney Rd, Suite 5
Albany, NY 12205: 14 Walker Way
Tonawanda, NY 14150: 275 Cooper Ave, Suite 105

Page 1 of 1

Date Rec'd in Lab 10/02/20

ALPHA Job # L2041672

Project Information
Project Name: 50 Elmwood Avenue
Project Location: Lockport, NY
Project # 0535-020-001
(Use Project name as Project #) ☐
Project Manager: Christopher Boron
ALPHAQuote #:

Client Information
Client: Benchmark Environmental
Address: 2558 Hamburg Turnpike
Phone: 716-856-0635
Fax: 716-856-0583
Email: ckanaley@bm-tk.com

Turn-Around Time
Standard ☒ Due Date:
Rush (only if pre approved) ☐ # of Days:

Deliverables
☐ ASP-A ☐ ASP-B
☐ EQuIS (1 File) ☐ EQuIS (4 File)
☐ Other

Billing Information
☐ Same as Client Info
PO #

Regulatory Requirement
☐ NY TOGS ☐ NY Part 375
☐ AWQ Standards ☐ NY CP-51
☐ NY Restricted Use ☐ Other
☐ NY Unrestricted Use
☐ NYC Sewer Discharge

Disposal Site Information
Please identify below location of applicable disposal facilities.
Disposal Facility:
☐ NJ ☐ NY
☐ Other:

These samples have been previously analyzed by Alpha ☐

Other project specific requirements/comments:

Cat B

Please specify Metals or TAL.

ANALYSIS

Sample Filtration
☐ Done
☐ Lab to do
Preservation
☐ Lab to do
(Please Specify below)

ALPHA Lab ID (Lab Use Only)	Sample ID	Collection Date	Collection Time	Sample Matrix	Sampler's Initials	TCL VOC 8260	TCL SVOC 8270	TCL PCB 8082	TCL Pesticides 8081	Herbicides 8151	Total Metals Total Hg 6010 / 7471	Total Cyanide 9010/9012	Total Solids	Sample Specific Comments	Total Bottle
41672-01	TP-3 1.5-4 FT	9/30/20	1120	Soil	CNK	1	1	1	1	1	1	1	1		
-02	TP-4 0.5-2.5 FT	9/30/20	1150	Soil	CNK		1				1		1		
-03	TP-8 1-1.5 FT	9/30/20	1450	Soil	CNK		1				1		1		
-04	TP-9 4-5 FT	9/30/20	1600	Soil	CNK	1	1	1	1	1	1	1	1		
-05	TP-9 5-6 FT	9/30/20	1600	Soil	CNK	1	1	1	1	1	1	1	1		

Container Type	E	A	A	A	A	A	A	P
Preservative	A	A	A	A	A	A	A	A

Preservative Code:
A = None
B = HCl
C = HNO_3
D = H_2SO_4
E = NaOH
F = MeOH
G = $NaHSO_4$
H = $Na_2S_2O_3$
K/E = Zn Ac/NaOH
O = Other

Container Code
P = Plastic
A = Amber Glass
V = Vial
G = Glass
B = Bacteria Cup
C = Cube
O = Other
E = Encore
D = BOD Bottle

Westboro: Certification No: MA935
Mansfield: Certification No: MA015

Relinquished By:	Date/Time	Received By:	Date/Time
Chelsea Kanaley	10/1/20 11:08	J. Hoover AAL	10/1/20 11:08
J. Hoover AAL	10/1/20 13:10	[signature]	10/2/20 01:30

Please print clearly, legibly and completely. Samples can not be logged in and turnaround time clock will not start until any ambiguities are resolved. BY EXECUTING THIS COC, THE CLIENT HAS READ AND AGREES TO BE BOUND BY ALPHA'S TERMS & CONDITIONS. (See reverse side.)

Form No: 01-25 HC (rev. 30-Sept-2013)

ANALYTICAL REPORT

Lab Number:	L2041952
Client:	Benchmark & Turnkey Companies 2558 Hamburg Turnpike Suite 300 Buffalo, NY 14218
ATTN:	Chris Boron
Phone:	(716) 856-0599
Project Name:	50 ELMWOOD AVENUE
Project Number:	0535-020-001
Report Date:	10/12/20

The original project report/data package is held by Alpha Analytical. This report/data package is paginated and should be reproduced only in its entirety. Alpha Analytical holds no responsibility for results and/or data that are not consistent with the original.

Certifications & Approvals: MA (M-MA086), NH NELAP (2064), CT (PH-0574), IL (200077), ME (MA00086), MD (348), NJ (MA935), NY (11148), NC (25700/666), PA (68-03671), RI (LAO00065), TX (T104704476), VT (VT-0935), VA (460195), USDA (Permit #P330-17-00196).

Eight Walkup Drive, Westborough, MA 01581-1019
508-898-9220 (Fax) 508-898-9193 800-624-9220 - www.alphalab.com

Project Name: 50 ELMWOOD AVENUE
Project Number: 0535-020-001

Lab Number: L2041952
Report Date: 10/12/20

Alpha Sample ID	Client ID	Matrix	Sample Location	Collection Date/Time	Receive Date
L2041952-01	TP-12 1-3 FT	SOIL	LOCKPORT,NY	10/01/20 10:00	10/02/20
L2041952-02	TP-16 1-2.5 FT	SOIL	LOCKPORT,NY	10/01/20 12:50	10/02/20
L2041952-03	TP-16 2.5-4 FT	SOIL	LOCKPORT,NY	10/01/20 12:50	10/02/20
L2041952-04	TP-16 4-5 FT	SOIL	LOCKPORT,NY	10/01/20 12:50	10/02/20
L2041952-05	TP-20 0.5-3.5 FT	SOIL	LOCKPORT,NY	10/01/20 15:50	10/02/20

Project Name:	50 ELMWOOD AVENUE	**Lab Number:**	L2041952
Project Number:	0535-020-001	**Report Date:**	10/12/20

Case Narrative

The samples were received in accordance with the Chain of Custody and no significant deviations were encountered during the preparation or analysis unless otherwise noted. Sample Receipt, Container Information, and the Chain of Custody are located at the back of the report.

Results contained within this report relate only to the samples submitted under this Alpha Lab Number and meet NELAP requirements for all NELAP accredited parameters unless otherwise noted in the following narrative. The data presented in this report is organized by parameter (i.e. VOC, SVOC, etc.). Sample specific Quality Control data (i.e. Surrogate Spike Recovery) is reported at the end of the target analyte list for each individual sample, followed by the Laboratory Batch Quality Control at the end of each parameter. Tentatively Identified Compounds (TICs), if requested, are reported for compounds identified to be present and are not part of the method/program Target Compound List, even if only a subset of the TCL are being reported. If a sample was re-analyzed or re-extracted due to a required quality control corrective action and if both sets of data are reported, the Laboratory ID of the re-analysis or re-extraction is designated with an "R" or "RE", respectively.

When multiple Batch Quality Control elements are reported (e.g. more than one LCS), the associated samples for each element are noted in the grey shaded header line of each data table. Any Laboratory Batch, Sample Specific % recovery or RPD value that is outside the listed Acceptance Criteria is bolded in the report. In reference to questions H (CAM) or 4 (RCP) when "NO" is checked, the performance criteria for CAM and RCP methods allow for some quality control failures to occur and still be within method compliance. In these instances, the specific failure is not narrated but noted in the associated QC Outlier Summary Report, located directly after the Case Narrative. QC information is also incorporated in the Data Usability Assessment table (Format 11) of our Data Merger tool, where it can be reviewed in conjunction with the sample result, associated regulatory criteria and any associated data usability implications.

Soil/sediments, solids and tissues are reported on a dry weight basis unless otherwise noted. Definitions of all data qualifiers and acronyms used in this report are provided in the Glossary located at the back of the report.

HOLD POLICY - For samples submitted on hold, Alpha's policy is to hold samples (with the exception of Air canisters) free of charge for 21 calendar days from the date the project is completed. After 21 calendar days, we will dispose of all samples submitted including those put on hold unless you have contacted your Alpha Project Manager and made arrangements for Alpha to continue to hold the samples. Air canisters will be disposed after 3 business days from the date the project is completed.

Please contact Project Management at 800-624-9220 with any questions.

Project Name:	50 ELMWOOD AVENUE	**Lab Number:**	L2041952
Project Number:	0535-020-001	**Report Date:**	10/12/20

Case Narrative (continued)

Report Submission

All non-detect (ND) or estimated concentrations (J-qualified) have been quantitated to the limit noted in the MDL column.

Total Metals

L2041952-01 through -05: The sample has elevated detection limits for all elements, with the exception of mercury, due to the dilution required by matrix interferences encountered during analysis.

I, the undersigned, attest under the pains and penalties of perjury that, to the best of my knowledge and belief and based upon my personal inquiry of those responsible for providing the information contained in this analytical report, such information is accurate and complete. This certificate of analysis is not complete unless this page accompanies any and all pages of this report.

Authorized Signature: Tiffani Morrissey - Tiffani Morrissey

Title: Technical Director/Representative Date: 10/12/20

ORGANICS

SEMIVOLATILES

Project Name: 50 ELMWOOD AVENUE
Project Number: 0535-020-001
Lab Number: L2041952
Report Date: 10/12/20

SAMPLE RESULTS

Lab ID: L2041952-01
Client ID: TP-12 1-3 FT
Sample Location: LOCKPORT,NY

Date Collected: 10/01/20 10:00
Date Received: 10/02/20
Field Prep: Not Specified

Sample Depth:
Matrix: Soil
Analytical Method: 1,8270D
Analytical Date: 10/06/20 14:38
Analyst: JG
Percent Solids: 78%

Extraction Method: EPA 3546
Extraction Date: 10/05/20 15:39

Parameter	Result	Qualifier	Units	RL	MDL	Dilution Factor
Semivolatile Organics by GC/MS - Westborough Lab						
Acenaphthene	90	J	ug/kg	170	22.	1
Hexachlorobenzene	ND		ug/kg	120	23.	1
Bis(2-chloroethyl)ether	ND		ug/kg	190	28.	1
2-Chloronaphthalene	ND		ug/kg	210	21.	1
3,3'-Dichlorobenzidine	ND		ug/kg	210	56.	1
2,4-Dinitrotoluene	ND		ug/kg	210	42.	1
2,6-Dinitrotoluene	ND		ug/kg	210	36.	1
Fluoranthene	530		ug/kg	120	24.	1
4-Chlorophenyl phenyl ether	ND		ug/kg	210	22.	1
4-Bromophenyl phenyl ether	ND		ug/kg	210	32.	1
Bis(2-chloroisopropyl)ether	ND		ug/kg	250	36.	1
Bis(2-chloroethoxy)methane	ND		ug/kg	220	21.	1
Hexachlorobutadiene	ND		ug/kg	210	31.	1
Hexachlorocyclopentadiene	ND		ug/kg	600	190	1
Hexachloroethane	ND		ug/kg	170	34.	1
Isophorone	ND		ug/kg	190	27.	1
Naphthalene	29	J	ug/kg	210	25.	1
Nitrobenzene	ND		ug/kg	190	31.	1
NDPA/DPA	ND		ug/kg	170	24.	1
n-Nitrosodi-n-propylamine	ND		ug/kg	210	32.	1
Bis(2-ethylhexyl)phthalate	ND		ug/kg	210	72.	1
Butyl benzyl phthalate	ND		ug/kg	210	53.	1
Di-n-butylphthalate	ND		ug/kg	210	40.	1
Di-n-octylphthalate	ND		ug/kg	210	71.	1
Diethyl phthalate	ND		ug/kg	210	19.	1
Dimethyl phthalate	ND		ug/kg	210	44.	1
Benzo(a)anthracene	250		ug/kg	120	24.	1
Benzo(a)pyrene	240		ug/kg	170	51.	1

Project Name: 50 ELMWOOD AVENUE **Lab Number:** L2041952

Project Number: 0535-020-001 **Report Date:** 10/12/20

SAMPLE RESULTS

Lab ID: L2041952-01 Date Collected: 10/01/20 10:00

Client ID: TP-12 1-3 FT Date Received: 10/02/20

Sample Location: LOCKPORT,NY Field Prep: Not Specified

Sample Depth:

Parameter	Result	Qualifier	Units	RL	MDL	Dilution Factor
Semivolatile Organics by GC/MS - Westborough Lab						
Benzo(b)fluoranthene	280		ug/kg	120	35.	1
Benzo(k)fluoranthene	100	J	ug/kg	120	33.	1
Chrysene	220		ug/kg	120	22.	1
Acenaphthylene	ND		ug/kg	170	32.	1
Anthracene	110	J	ug/kg	120	41.	1
Benzo(ghi)perylene	130	J	ug/kg	170	25.	1
Fluorene	62	J	ug/kg	210	20.	1
Phenanthrene	370		ug/kg	120	25.	1
Dibenzo(a,h)anthracene	42	J	ug/kg	120	24.	1
Indeno(1,2,3-cd)pyrene	140	J	ug/kg	170	29.	1
Pyrene	450		ug/kg	120	21.	1
Biphenyl	ND		ug/kg	480	48.	1
4-Chloroaniline	ND		ug/kg	210	38.	1
2-Nitroaniline	ND		ug/kg	210	40.	1
3-Nitroaniline	ND		ug/kg	210	39.	1
4-Nitroaniline	ND		ug/kg	210	87.	1
Dibenzofuran	45	J	ug/kg	210	20.	1
2-Methylnaphthalene	ND		ug/kg	250	25.	1
1,2,4,5-Tetrachlorobenzene	ND		ug/kg	210	22.	1
Acetophenone	ND		ug/kg	210	26.	1
2,4,6-Trichlorophenol	ND		ug/kg	120	40.	1
p-Chloro-m-cresol	ND		ug/kg	210	31.	1
2-Chlorophenol	ND		ug/kg	210	25.	1
2,4-Dichlorophenol	ND		ug/kg	190	34.	1
2,4-Dimethylphenol	ND		ug/kg	210	69.	1
2-Nitrophenol	ND		ug/kg	450	79.	1
4-Nitrophenol	ND		ug/kg	290	85.	1
2,4-Dinitrophenol	ND		ug/kg	1000	97.	1
4,6-Dinitro-o-cresol	ND		ug/kg	540	100	1
Pentachlorophenol	ND		ug/kg	170	46.	1
Phenol	ND		ug/kg	210	32.	1
2-Methylphenol	ND		ug/kg	210	32.	1
3-Methylphenol/4-Methylphenol	ND		ug/kg	300	33.	1
2,4,5-Trichlorophenol	ND		ug/kg	210	40.	1
Carbazole	34	J	ug/kg	210	20.	1
Atrazine	ND		ug/kg	170	73.	1
Benzaldehyde	ND		ug/kg	280	56.	1

Project Name: 50 ELMWOOD AVENUE **Lab Number:** L2041952

Project Number: 0535-020-001 **Report Date:** 10/12/20

SAMPLE RESULTS

Lab ID: L2041952-01 Date Collected: 10/01/20 10:00

Client ID: TP-12 1-3 FT Date Received: 10/02/20

Sample Location: LOCKPORT,NY Field Prep: Not Specified

Sample Depth:

Parameter	Result	Qualifier	Units	RL	MDL	Dilution Factor
Semivolatile Organics by GC/MS - Westborough Lab						
Caprolactam	ND		ug/kg	210	64.	1
2,3,4,6-Tetrachlorophenol	ND		ug/kg	210	42.	1

Surrogate	% Recovery	Qualifier	Acceptance Criteria
2-Fluorophenol	76		25-120
Phenol-d6	79		10-120
Nitrobenzene-d5	75		23-120
2-Fluorobiphenyl	71		30-120
2,4,6-Tribromophenol	74		10-136
4-Terphenyl-d14	67		18-120

Project Name: 50 ELMWOOD AVENUE
Project Number: 0535-020-001
Lab Number: L2041952
Report Date: 10/12/20

SAMPLE RESULTS

Lab ID: L2041952-02
Client ID: TP-16 1-2.5 FT
Sample Location: LOCKPORT,NY

Date Collected: 10/01/20 12:50
Date Received: 10/02/20
Field Prep: Not Specified

Sample Depth:
Matrix: Soil
Analytical Method: 1,8270D
Analytical Date: 10/06/20 15:02
Analyst: JG
Percent Solids: 70%

Extraction Method: EPA 3546
Extraction Date: 10/05/20 15:39

Parameter	Result	Qualifier	Units	RL	MDL	Dilution Factor
Semivolatile Organics by GC/MS - Westborough Lab						
Acenaphthene	25	J	ug/kg	190	24.	1
Hexachlorobenzene	ND		ug/kg	140	26.	1
Bis(2-chloroethyl)ether	ND		ug/kg	210	32.	1
2-Chloronaphthalene	ND		ug/kg	230	23.	1
3,3'-Dichlorobenzidine	ND		ug/kg	230	62.	1
2,4-Dinitrotoluene	ND		ug/kg	230	46.	1
2,6-Dinitrotoluene	ND		ug/kg	230	40.	1
Fluoranthene	920		ug/kg	140	27.	1
4-Chlorophenyl phenyl ether	ND		ug/kg	230	25.	1
4-Bromophenyl phenyl ether	ND		ug/kg	230	36.	1
Bis(2-chloroisopropyl)ether	ND		ug/kg	280	40.	1
Bis(2-chloroethoxy)methane	ND		ug/kg	250	23.	1
Hexachlorobutadiene	ND		ug/kg	230	34.	1
Hexachlorocyclopentadiene	ND		ug/kg	670	210	1
Hexachloroethane	ND		ug/kg	190	38.	1
Isophorone	ND		ug/kg	210	30.	1
Naphthalene	99	J	ug/kg	230	28.	1
Nitrobenzene	ND		ug/kg	210	34.	1
NDPA/DPA	ND		ug/kg	190	26.	1
n-Nitrosodi-n-propylamine	ND		ug/kg	230	36.	1
Bis(2-ethylhexyl)phthalate	ND		ug/kg	230	80.	1
Butyl benzyl phthalate	ND		ug/kg	230	59.	1
Di-n-butylphthalate	ND		ug/kg	230	44.	1
Di-n-octylphthalate	ND		ug/kg	230	79.	1
Diethyl phthalate	ND		ug/kg	230	22.	1
Dimethyl phthalate	ND		ug/kg	230	49.	1
Benzo(a)anthracene	440		ug/kg	140	26.	1
Benzo(a)pyrene	490		ug/kg	190	57.	1

Project Name: 50 ELMWOOD AVENUE **Lab Number:** L2041952

Project Number: 0535-020-001 **Report Date:** 10/12/20

SAMPLE RESULTS

Lab ID: L2041952-02 Date Collected: 10/01/20 12:50

Client ID: TP-16 1-2.5 FT Date Received: 10/02/20

Sample Location: LOCKPORT,NY Field Prep: Not Specified

Sample Depth:

Parameter	Result	Qualifier	Units	RL	MDL	Dilution Factor
Semivolatile Organics by GC/MS - Westborough Lab						
Benzo(b)fluoranthene	580		ug/kg	140	39.	1
Benzo(k)fluoranthene	210		ug/kg	140	37.	1
Chrysene	440		ug/kg	140	24.	1
Acenaphthylene	58	J	ug/kg	190	36.	1
Anthracene	110	J	ug/kg	140	45.	1
Benzo(ghi)perylene	310		ug/kg	190	27.	1
Fluorene	35	J	ug/kg	230	23.	1
Phenanthrene	500		ug/kg	140	28.	1
Dibenzo(a,h)anthracene	68	J	ug/kg	140	27.	1
Indeno(1,2,3-cd)pyrene	330		ug/kg	190	32.	1
Pyrene	820		ug/kg	140	23.	1
Biphenyl	ND		ug/kg	530	54.	1
4-Chloroaniline	ND		ug/kg	230	42.	1
2-Nitroaniline	ND		ug/kg	230	45.	1
3-Nitroaniline	ND		ug/kg	230	44.	1
4-Nitroaniline	ND		ug/kg	230	96.	1
Dibenzofuran	45	J	ug/kg	230	22.	1
2-Methylnaphthalene	52	J	ug/kg	280	28.	1
1,2,4,5-Tetrachlorobenzene	ND		ug/kg	230	24.	1
Acetophenone	ND		ug/kg	230	29.	1
2,4,6-Trichlorophenol	ND		ug/kg	140	44.	1
p-Chloro-m-cresol	ND		ug/kg	230	35.	1
2-Chlorophenol	ND		ug/kg	230	28.	1
2,4-Dichlorophenol	ND		ug/kg	210	37.	1
2,4-Dimethylphenol	ND		ug/kg	230	77.	1
2-Nitrophenol	ND		ug/kg	500	88.	1
4-Nitrophenol	ND		ug/kg	330	95.	1
2,4-Dinitrophenol	ND		ug/kg	1100	110	1
4,6-Dinitro-o-cresol	ND		ug/kg	600	110	1
Pentachlorophenol	ND		ug/kg	190	51.	1
Phenol	ND		ug/kg	230	35.	1
2-Methylphenol	ND		ug/kg	230	36.	1
3-Methylphenol/4-Methylphenol	ND		ug/kg	340	36.	1
2,4,5-Trichlorophenol	ND		ug/kg	230	45.	1
Carbazole	63	J	ug/kg	230	23.	1
Atrazine	ND		ug/kg	190	82.	1
Benzaldehyde	74	J	ug/kg	310	63.	1

Project Name: 50 ELMWOOD AVENUE **Lab Number:** L2041952

Project Number: 0535-020-001 **Report Date:** 10/12/20

SAMPLE RESULTS

Lab ID: L2041952-02 Date Collected: 10/01/20 12:50

Client ID: TP-16 1-2.5 FT Date Received: 10/02/20

Sample Location: LOCKPORT,NY Field Prep: Not Specified

Sample Depth:

Parameter	Result	Qualifier	Units	RL	MDL	Dilution Factor
Semivolatile Organics by GC/MS - Westborough Lab						
Caprolactam	ND		ug/kg	230	71.	1
2,3,4,6-Tetrachlorophenol	ND		ug/kg	230	47.	1

Surrogate	% Recovery	Qualifier	Acceptance Criteria
2-Fluorophenol	70		25-120
Phenol-d6	77		10-120
Nitrobenzene-d5	81		23-120
2-Fluorobiphenyl	72		30-120
2,4,6-Tribromophenol	72		10-136
4-Terphenyl-d14	55		18-120

Project Name: 50 ELMWOOD AVENUE
Project Number: 0535-020-001
Lab Number: L2041952
Report Date: 10/12/20

SAMPLE RESULTS

Lab ID: L2041952-03
Client ID: TP-16 2.5-4 FT
Sample Location: LOCKPORT,NY

Date Collected: 10/01/20 12:50
Date Received: 10/02/20
Field Prep: Not Specified

Sample Depth:
Matrix: Soil
Analytical Method: 1,8270D
Analytical Date: 10/06/20 11:04
Analyst: JG
Percent Solids: 77%

Extraction Method: EPA 3546
Extraction Date: 10/05/20 15:39

Parameter	Result	Qualifier	Units	RL	MDL	Dilution Factor
Semivolatile Organics by GC/MS - Westborough Lab						
Acenaphthene	ND		ug/kg	170	22.	1
Hexachlorobenzene	ND		ug/kg	130	24.	1
Bis(2-chloroethyl)ether	ND		ug/kg	190	29.	1
2-Chloronaphthalene	ND		ug/kg	210	21.	1
3,3'-Dichlorobenzidine	ND		ug/kg	210	57.	1
2,4-Dinitrotoluene	ND		ug/kg	210	43.	1
2,6-Dinitrotoluene	ND		ug/kg	210	37.	1
Fluoranthene	ND		ug/kg	130	24.	1
4-Chlorophenyl phenyl ether	ND		ug/kg	210	23.	1
4-Bromophenyl phenyl ether	ND		ug/kg	210	33.	1
Bis(2-chloroisopropyl)ether	ND		ug/kg	260	36.	1
Bis(2-chloroethoxy)methane	ND		ug/kg	230	21.	1
Hexachlorobutadiene	ND		ug/kg	210	31.	1
Hexachlorocyclopentadiene	ND		ug/kg	610	190	1
Hexachloroethane	ND		ug/kg	170	35.	1
Isophorone	ND		ug/kg	190	28.	1
Naphthalene	ND		ug/kg	210	26.	1
Nitrobenzene	ND		ug/kg	190	32.	1
NDPA/DPA	ND		ug/kg	170	24.	1
n-Nitrosodi-n-propylamine	ND		ug/kg	210	33.	1
Bis(2-ethylhexyl)phthalate	ND		ug/kg	210	74.	1
Butyl benzyl phthalate	ND		ug/kg	210	54.	1
Di-n-butylphthalate	ND		ug/kg	210	40.	1
Di-n-octylphthalate	ND		ug/kg	210	73.	1
Diethyl phthalate	ND		ug/kg	210	20.	1
Dimethyl phthalate	ND		ug/kg	210	45.	1
Benzo(a)anthracene	ND		ug/kg	130	24.	1
Benzo(a)pyrene	ND		ug/kg	170	52.	1

Project Name: 50 ELMWOOD AVENUE **Lab Number:** L2041952

Project Number: 0535-020-001 **Report Date:** 10/12/20

SAMPLE RESULTS

Lab ID: L2041952-03 Date Collected: 10/01/20 12:50

Client ID: TP-16 2.5-4 FT Date Received: 10/02/20

Sample Location: LOCKPORT,NY Field Prep: Not Specified

Sample Depth:

Parameter	Result	Qualifier	Units	RL	MDL	Dilution Factor
Semivolatile Organics by GC/MS - Westborough Lab						
Benzo(b)fluoranthene	ND		ug/kg	130	36.	1
Benzo(k)fluoranthene	ND		ug/kg	130	34.	1
Chrysene	ND		ug/kg	130	22.	1
Acenaphthylene	ND		ug/kg	170	33.	1
Anthracene	ND		ug/kg	130	42.	1
Benzo(ghi)perylene	ND		ug/kg	170	25.	1
Fluorene	ND		ug/kg	210	21.	1
Phenanthrene	ND		ug/kg	130	26.	1
Dibenzo(a,h)anthracene	ND		ug/kg	130	25.	1
Indeno(1,2,3-cd)pyrene	ND		ug/kg	170	30.	1
Pyrene	ND		ug/kg	130	21.	1
Biphenyl	ND		ug/kg	490	50.	1
4-Chloroaniline	ND		ug/kg	210	39.	1
2-Nitroaniline	ND		ug/kg	210	41.	1
3-Nitroaniline	ND		ug/kg	210	40.	1
4-Nitroaniline	ND		ug/kg	210	89.	1
Dibenzofuran	ND		ug/kg	210	20.	1
2-Methylnaphthalene	ND		ug/kg	260	26.	1
1,2,4,5-Tetrachlorobenzene	ND		ug/kg	210	22.	1
Acetophenone	ND		ug/kg	210	26.	1
2,4,6-Trichlorophenol	ND		ug/kg	130	40.	1
p-Chloro-m-cresol	ND		ug/kg	210	32.	1
2-Chlorophenol	ND		ug/kg	210	25.	1
2,4-Dichlorophenol	ND		ug/kg	190	34.	1
2,4-Dimethylphenol	ND		ug/kg	210	71.	1
2-Nitrophenol	ND		ug/kg	460	80.	1
4-Nitrophenol	ND		ug/kg	300	87.	1
2,4-Dinitrophenol	ND		ug/kg	1000	100	1
4,6-Dinitro-o-cresol	ND		ug/kg	560	100	1
Pentachlorophenol	ND		ug/kg	170	47.	1
Phenol	ND		ug/kg	210	32.	1
2-Methylphenol	ND		ug/kg	210	33.	1
3-Methylphenol/4-Methylphenol	ND		ug/kg	310	34.	1
2,4,5-Trichlorophenol	ND		ug/kg	210	41.	1
Carbazole	ND		ug/kg	210	21.	1
Atrazine	ND		ug/kg	170	75.	1
Benzaldehyde	ND		ug/kg	280	58.	1

Project Name: 50 ELMWOOD AVENUE **Lab Number:** L2041952

Project Number: 0535-020-001 **Report Date:** 10/12/20

SAMPLE RESULTS

Lab ID: L2041952-03 Date Collected: 10/01/20 12:50

Client ID: TP-16 2.5-4 FT Date Received: 10/02/20

Sample Location: LOCKPORT,NY Field Prep: Not Specified

Sample Depth:

Parameter	Result	Qualifier	Units	RL	MDL	Dilution Factor
Semivolatile Organics by GC/MS - Westborough Lab						
Caprolactam	ND		ug/kg	210	65.	1
2,3,4,6-Tetrachlorophenol	ND		ug/kg	210	43.	1

Surrogate	% Recovery	Qualifier	Acceptance Criteria
2-Fluorophenol	83		25-120
Phenol-d6	83		10-120
Nitrobenzene-d5	87		23-120
2-Fluorobiphenyl	82		30-120
2,4,6-Tribromophenol	76		10-136
4-Terphenyl-d14	80		18-120

Project Name: 50 ELMWOOD AVENUE
Project Number: 0535-020-001
Lab Number: L2041952
Report Date: 10/12/20

SAMPLE RESULTS

Lab ID: L2041952-04
Client ID: TP-16 4-5 FT
Sample Location: LOCKPORT,NY

Date Collected: 10/01/20 12:50
Date Received: 10/02/20
Field Prep: Not Specified

Sample Depth:
Matrix: Soil
Analytical Method: 1,8270D
Analytical Date: 10/06/20 12:39
Analyst: JG
Percent Solids: 82%

Extraction Method: EPA 3546
Extraction Date: 10/05/20 15:39

Parameter	Result	Qualifier	Units	RL	MDL	Dilution Factor
Semivolatile Organics by GC/MS - Westborough Lab						
Acenaphthene	ND		ug/kg	160	20.	1
Hexachlorobenzene	ND		ug/kg	120	22.	1
Bis(2-chloroethyl)ether	ND		ug/kg	180	27.	1
2-Chloronaphthalene	ND		ug/kg	200	20.	1
3,3'-Dichlorobenzidine	ND		ug/kg	200	53.	1
2,4-Dinitrotoluene	ND		ug/kg	200	40.	1
2,6-Dinitrotoluene	ND		ug/kg	200	34.	1
Fluoranthene	ND		ug/kg	120	23.	1
4-Chlorophenyl phenyl ether	ND		ug/kg	200	21.	1
4-Bromophenyl phenyl ether	ND		ug/kg	200	30.	1
Bis(2-chloroisopropyl)ether	ND		ug/kg	240	34.	1
Bis(2-chloroethoxy)methane	ND		ug/kg	210	20.	1
Hexachlorobutadiene	ND		ug/kg	200	29.	1
Hexachlorocyclopentadiene	ND		ug/kg	570	180	1
Hexachloroethane	ND		ug/kg	160	32.	1
Isophorone	ND		ug/kg	180	26.	1
Naphthalene	ND		ug/kg	200	24.	1
Nitrobenzene	ND		ug/kg	180	29.	1
NDPA/DPA	ND		ug/kg	160	22.	1
n-Nitrosodi-n-propylamine	ND		ug/kg	200	31.	1
Bis(2-ethylhexyl)phthalate	ND		ug/kg	200	69.	1
Butyl benzyl phthalate	ND		ug/kg	200	50.	1
Di-n-butylphthalate	ND		ug/kg	200	38.	1
Di-n-octylphthalate	ND		ug/kg	200	67.	1
Diethyl phthalate	ND		ug/kg	200	18.	1
Dimethyl phthalate	ND		ug/kg	200	42.	1
Benzo(a)anthracene	ND		ug/kg	120	22.	1
Benzo(a)pyrene	ND		ug/kg	160	48.	1

Project Name: 50 ELMWOOD AVENUE **Lab Number:** L2041952

Project Number: 0535-020-001 **Report Date:** 10/12/20

SAMPLE RESULTS

Lab ID: L2041952-04 Date Collected: 10/01/20 12:50

Client ID: TP-16 4-5 FT Date Received: 10/02/20

Sample Location: LOCKPORT,NY Field Prep: Not Specified

Sample Depth:

Parameter	Result	Qualifier	Units	RL	MDL	Dilution Factor
Semivolatile Organics by GC/MS - Westborough Lab						
Benzo(b)fluoranthene	ND		ug/kg	120	33.	1
Benzo(k)fluoranthene	ND		ug/kg	120	32.	1
Chrysene	ND		ug/kg	120	21.	1
Acenaphthylene	ND		ug/kg	160	31.	1
Anthracene	ND		ug/kg	120	39.	1
Benzo(ghi)perylene	ND		ug/kg	160	23.	1
Fluorene	ND		ug/kg	200	19.	1
Phenanthrene	ND		ug/kg	120	24.	1
Dibenzo(a,h)anthracene	ND		ug/kg	120	23.	1
Indeno(1,2,3-cd)pyrene	ND		ug/kg	160	28.	1
Pyrene	ND		ug/kg	120	20.	1
Biphenyl	ND		ug/kg	450	46.	1
4-Chloroaniline	ND		ug/kg	200	36.	1
2-Nitroaniline	ND		ug/kg	200	38.	1
3-Nitroaniline	ND		ug/kg	200	37.	1
4-Nitroaniline	ND		ug/kg	200	82.	1
Dibenzofuran	ND		ug/kg	200	19.	1
2-Methylnaphthalene	ND		ug/kg	240	24.	1
1,2,4,5-Tetrachlorobenzene	ND		ug/kg	200	21.	1
Acetophenone	ND		ug/kg	200	24.	1
2,4,6-Trichlorophenol	ND		ug/kg	120	38.	1
p-Chloro-m-cresol	ND		ug/kg	200	30.	1
2-Chlorophenol	ND		ug/kg	200	23.	1
2,4-Dichlorophenol	ND		ug/kg	180	32.	1
2,4-Dimethylphenol	ND		ug/kg	200	65.	1
2-Nitrophenol	ND		ug/kg	430	74.	1
4-Nitrophenol	ND		ug/kg	280	81.	1
2,4-Dinitrophenol	ND		ug/kg	950	92.	1
4,6-Dinitro-o-cresol	ND		ug/kg	520	95.	1
Pentachlorophenol	ND		ug/kg	160	44.	1
Phenol	ND		ug/kg	200	30.	1
2-Methylphenol	ND		ug/kg	200	31.	1
3-Methylphenol/4-Methylphenol	ND		ug/kg	280	31.	1
2,4,5-Trichlorophenol	ND		ug/kg	200	38.	1
Carbazole	ND		ug/kg	200	19.	1
Atrazine	ND		ug/kg	160	69.	1
Benzaldehyde	ND		ug/kg	260	54.	1

Project Name: 50 ELMWOOD AVENUE **Lab Number:** L2041952

Project Number: 0535-020-001 **Report Date:** 10/12/20

SAMPLE RESULTS

Lab ID: L2041952-04 Date Collected: 10/01/20 12:50

Client ID: TP-16 4-5 FT Date Received: 10/02/20

Sample Location: LOCKPORT,NY Field Prep: Not Specified

Sample Depth:

Parameter	Result	Qualifier	Units	RL	MDL	Dilution Factor
Semivolatile Organics by GC/MS - Westborough Lab						
Caprolactam	ND		ug/kg	200	60.	1
2,3,4,6-Tetrachlorophenol	ND		ug/kg	200	40.	1

Surrogate	% Recovery	Qualifier	Acceptance Criteria
2-Fluorophenol	92		25-120
Phenol-d6	93		10-120
Nitrobenzene-d5	86		23-120
2-Fluorobiphenyl	87		30-120
2,4,6-Tribromophenol	69		10-136
4-Terphenyl-d14	82		18-120

Project Name: 50 ELMWOOD AVENUE
Project Number: 0535-020-001
Lab Number: L2041952
Report Date: 10/12/20

SAMPLE RESULTS

Lab ID: L2041952-05
Client ID: TP-20 0.5-3.5 FT
Sample Location: LOCKPORT,NY

Date Collected: 10/01/20 15:50
Date Received: 10/02/20
Field Prep: Not Specified

Sample Depth:
Matrix: Soil
Analytical Method: 1,8270D
Analytical Date: 10/06/20 15:26
Analyst: JG
Percent Solids: 79%

Extraction Method: EPA 3546
Extraction Date: 10/05/20 15:39

Parameter	Result	Qualifier	Units	RL	MDL	Dilution Factor
Semivolatile Organics by GC/MS - Westborough Lab						
Acenaphthene	ND		ug/kg	170	22.	1
Hexachlorobenzene	ND		ug/kg	120	23.	1
Bis(2-chloroethyl)ether	ND		ug/kg	190	28.	1
2-Chloronaphthalene	ND		ug/kg	210	21.	1
3,3'-Dichlorobenzidine	ND		ug/kg	210	55.	1
2,4-Dinitrotoluene	ND		ug/kg	210	42.	1
2,6-Dinitrotoluene	ND		ug/kg	210	36.	1
Fluoranthene	220		ug/kg	120	24.	1
4-Chlorophenyl phenyl ether	ND		ug/kg	210	22.	1
4-Bromophenyl phenyl ether	ND		ug/kg	210	32.	1
Bis(2-chloroisopropyl)ether	ND		ug/kg	250	36.	1
Bis(2-chloroethoxy)methane	ND		ug/kg	220	21.	1
Hexachlorobutadiene	ND		ug/kg	210	30.	1
Hexachlorocyclopentadiene	ND		ug/kg	600	190	1
Hexachloroethane	ND		ug/kg	170	34.	1
Isophorone	ND		ug/kg	190	27.	1
Naphthalene	25	J	ug/kg	210	25.	1
Nitrobenzene	ND		ug/kg	190	31.	1
NDPA/DPA	ND		ug/kg	170	24.	1
n-Nitrosodi-n-propylamine	ND		ug/kg	210	32.	1
Bis(2-ethylhexyl)phthalate	ND		ug/kg	210	72.	1
Butyl benzyl phthalate	ND		ug/kg	210	52.	1
Di-n-butylphthalate	ND		ug/kg	210	39.	1
Di-n-octylphthalate	ND		ug/kg	210	71.	1
Diethyl phthalate	ND		ug/kg	210	19.	1
Dimethyl phthalate	ND		ug/kg	210	44.	1
Benzo(a)anthracene	120		ug/kg	120	23.	1
Benzo(a)pyrene	130	J	ug/kg	170	51.	1

Project Name: 50 ELMWOOD AVENUE **Lab Number:** L2041952

Project Number: 0535-020-001 **Report Date:** 10/12/20

SAMPLE RESULTS

Lab ID: L2041952-05 Date Collected: 10/01/20 15:50

Client ID: TP-20 0.5-3.5 FT Date Received: 10/02/20

Sample Location: LOCKPORT,NY Field Prep: Not Specified

Sample Depth:

Parameter	Result	Qualifier	Units	RL	MDL	Dilution Factor
Semivolatile Organics by GC/MS - Westborough Lab						
Benzo(b)fluoranthene	170		ug/kg	120	35.	1
Benzo(k)fluoranthene	52	J	ug/kg	120	33.	1
Chrysene	120		ug/kg	120	22.	1
Acenaphthylene	ND		ug/kg	170	32.	1
Anthracene	ND		ug/kg	120	40.	1
Benzo(ghi)perylene	80	J	ug/kg	170	24.	1
Fluorene	ND		ug/kg	210	20.	1
Phenanthrene	150		ug/kg	120	25.	1
Dibenzo(a,h)anthracene	24	J	ug/kg	120	24.	1
Indeno(1,2,3-cd)pyrene	81	J	ug/kg	170	29.	1
Pyrene	190		ug/kg	120	21.	1
Biphenyl	ND		ug/kg	470	48.	1
4-Chloroaniline	ND		ug/kg	210	38.	1
2-Nitroaniline	ND		ug/kg	210	40.	1
3-Nitroaniline	ND		ug/kg	210	39.	1
4-Nitroaniline	ND		ug/kg	210	86.	1
Dibenzofuran	ND		ug/kg	210	20.	1
2-Methylnaphthalene	ND		ug/kg	250	25.	1
1,2,4,5-Tetrachlorobenzene	ND		ug/kg	210	22.	1
Acetophenone	ND		ug/kg	210	26.	1
2,4,6-Trichlorophenol	ND		ug/kg	120	39.	1
p-Chloro-m-cresol	ND		ug/kg	210	31.	1
2-Chlorophenol	ND		ug/kg	210	25.	1
2,4-Dichlorophenol	ND		ug/kg	190	33.	1
2,4-Dimethylphenol	ND		ug/kg	210	69.	1
2-Nitrophenol	ND		ug/kg	450	78.	1
4-Nitrophenol	ND		ug/kg	290	85.	1
2,4-Dinitrophenol	ND		ug/kg	1000	97.	1
4,6-Dinitro-o-cresol	ND		ug/kg	540	100	1
Pentachlorophenol	ND		ug/kg	170	46.	1
Phenol	ND		ug/kg	210	31.	1
2-Methylphenol	ND		ug/kg	210	32.	1
3-Methylphenol/4-Methylphenol	ND		ug/kg	300	33.	1
2,4,5-Trichlorophenol	ND		ug/kg	210	40.	1
Carbazole	ND		ug/kg	210	20.	1
Atrazine	ND		ug/kg	170	73.	1
Benzaldehyde	ND		ug/kg	270	56.	1

Project Name: 50 ELMWOOD AVENUE **Lab Number:** L2041952

Project Number: 0535-020-001 **Report Date:** 10/12/20

SAMPLE RESULTS

Lab ID: L2041952-05 Date Collected: 10/01/20 15:50

Client ID: TP-20 0.5-3.5 FT Date Received: 10/02/20

Sample Location: LOCKPORT,NY Field Prep: Not Specified

Sample Depth:

Parameter	Result	Qualifier	Units	RL	MDL	Dilution Factor
Semivolatile Organics by GC/MS - Westborough Lab						
Caprolactam	ND		ug/kg	210	63.	1
2,3,4,6-Tetrachlorophenol	ND		ug/kg	210	42.	1

Surrogate	% Recovery	Qualifier	Acceptance Criteria
2-Fluorophenol	73		25-120
Phenol-d6	76		10-120
Nitrobenzene-d5	75		23-120
2-Fluorobiphenyl	74		30-120
2,4,6-Tribromophenol	71		10-136
4-Terphenyl-d14	65		18-120

Project Name: 50 ELMWOOD AVENUE
Project Number: 0535-020-001
Lab Number: L2041952
Report Date: 10/12/20

Method Blank Analysis
Batch Quality Control

Analytical Method: 1,8270D
Analytical Date: 10/06/20 01:11
Analyst: IM

Extraction Method: EPA 3546
Extraction Date: 10/05/20 15:39

Parameter	Result	Qualifier	Units	RL	MDL
Semivolatile Organics by GC/MS - Westborough Lab for sample(s): 01-05 Batch: WG1418266-1					
Acenaphthene	ND		ug/kg	130	17.
Hexachlorobenzene	ND		ug/kg	98	18.
Bis(2-chloroethyl)ether	ND		ug/kg	150	22.
2-Chloronaphthalene	ND		ug/kg	160	16.
3,3'-Dichlorobenzidine	ND		ug/kg	160	44.
2,4-Dinitrotoluene	ND		ug/kg	160	33.
2,6-Dinitrotoluene	ND		ug/kg	160	28.
Fluoranthene	ND		ug/kg	98	19.
4-Chlorophenyl phenyl ether	ND		ug/kg	160	18.
4-Bromophenyl phenyl ether	ND		ug/kg	160	25.
Bis(2-chloroisopropyl)ether	ND		ug/kg	200	28.
Bis(2-chloroethoxy)methane	ND		ug/kg	180	16.
Hexachlorobutadiene	ND		ug/kg	160	24.
Hexachlorocyclopentadiene	ND		ug/kg	470	150
Hexachloroethane	ND		ug/kg	130	26.
Isophorone	ND		ug/kg	150	21.
Naphthalene	ND		ug/kg	160	20.
Nitrobenzene	ND		ug/kg	150	24.
NDPA/DPA	ND		ug/kg	130	19.
n-Nitrosodi-n-propylamine	ND		ug/kg	160	25.
Bis(2-ethylhexyl)phthalate	ND		ug/kg	160	57.
Butyl benzyl phthalate	ND		ug/kg	160	41.
Di-n-butylphthalate	ND		ug/kg	160	31.
Di-n-octylphthalate	ND		ug/kg	160	56.
Diethyl phthalate	ND		ug/kg	160	15.
Dimethyl phthalate	ND		ug/kg	160	34.
Benzo(a)anthracene	ND		ug/kg	98	18.
Benzo(a)pyrene	ND		ug/kg	130	40.
Benzo(b)fluoranthene	ND		ug/kg	98	28.

Project Name: 50 ELMWOOD AVENUE
Project Number: 0535-020-001
Lab Number: L2041952
Report Date: 10/12/20

Method Blank Analysis
Batch Quality Control

Analytical Method: 1,8270D
Analytical Date: 10/06/20 01:11
Analyst: IM

Extraction Method: EPA 3546
Extraction Date: 10/05/20 15:39

Parameter	Result	Qualifier	Units	RL	MDL
Semivolatile Organics by GC/MS - Westborough Lab for sample(s): 01-05 Batch: WG1418266-1					
Benzo(k)fluoranthene	ND		ug/kg	98	26.
Chrysene	ND		ug/kg	98	17.
Acenaphthylene	ND		ug/kg	130	25.
Anthracene	ND		ug/kg	98	32.
Benzo(ghi)perylene	ND		ug/kg	130	19.
Fluorene	ND		ug/kg	160	16.
Phenanthrene	ND		ug/kg	98	20.
Dibenzo(a,h)anthracene	ND		ug/kg	98	19.
Indeno(1,2,3-cd)pyrene	ND		ug/kg	130	23.
Pyrene	ND		ug/kg	98	16.
Biphenyl	ND		ug/kg	370	38.
4-Chloroaniline	ND		ug/kg	160	30.
2-Nitroaniline	ND		ug/kg	160	32.
3-Nitroaniline	ND		ug/kg	160	31.
4-Nitroaniline	ND		ug/kg	160	68.
Dibenzofuran	ND		ug/kg	160	16.
2-Methylnaphthalene	ND		ug/kg	200	20.
1,2,4,5-Tetrachlorobenzene	ND		ug/kg	160	17.
Acetophenone	ND		ug/kg	160	20.
2,4,6-Trichlorophenol	ND		ug/kg	98	31.
p-Chloro-m-cresol	ND		ug/kg	160	24.
2-Chlorophenol	ND		ug/kg	160	19.
2,4-Dichlorophenol	ND		ug/kg	150	26.
2,4-Dimethylphenol	ND		ug/kg	160	54.
2-Nitrophenol	ND		ug/kg	350	62.
4-Nitrophenol	ND		ug/kg	230	67.
2,4-Dinitrophenol	ND		ug/kg	790	76.
4,6-Dinitro-o-cresol	ND		ug/kg	430	79.
Pentachlorophenol	ND		ug/kg	130	36.

Project Name: 50 ELMWOOD AVENUE
Project Number: 0535-020-001
Lab Number: L2041952
Report Date: 10/12/20

Method Blank Analysis
Batch Quality Control

Analytical Method: 1,8270D
Analytical Date: 10/06/20 01:11
Analyst: IM

Extraction Method: EPA 3546
Extraction Date: 10/05/20 15:39

Parameter	Result	Qualifier	Units	RL	MDL
Semivolatile Organics by GC/MS - Westborough Lab for sample(s): 01-05 Batch: WG1418266-1					
Phenol	ND		ug/kg	160	25.
2-Methylphenol	ND		ug/kg	160	25.
3-Methylphenol/4-Methylphenol	ND		ug/kg	240	26.
2,4,5-Trichlorophenol	ND		ug/kg	160	31.
Carbazole	ND		ug/kg	160	16.
Atrazine	ND		ug/kg	130	57.
Benzaldehyde	ND		ug/kg	220	44.
Caprolactam	ND		ug/kg	160	50.
2,3,4,6-Tetrachlorophenol	ND		ug/kg	160	33.

Surrogate	%Recovery	Qualifier	Acceptance Criteria
2-Fluorophenol	70		25-120
Phenol-d6	71		10-120
Nitrobenzene-d5	67		23-120
2-Fluorobiphenyl	73		30-120
2,4,6-Tribromophenol	83		10-136
4-Terphenyl-d14	86		18-120

Lab Control Sample Analysis

Batch Quality Control

Project Name: 50 ELMWOOD AVENUE

Project Number: 0535-020-001

Lab Number: L2041952

Report Date: 10/12/20

Parameter	LCS %Recovery	Qual	LCSD %Recovery	Qual	%Recovery Limits	RPD	Qual	RPD Limits
Semivolatile Organics by GC/MS - Westborough Lab Associated sample(s): 01-05 Batch: WG1418266-2 WG1418266-3								
Acenaphthene	67		70		31-137	4		50
Hexachlorobenzene	79		82		40-140	4		50
Bis(2-chloroethyl)ether	68		65		40-140	5		50
2-Chloronaphthalene	68		70		40-140	3		50
3,3'-Dichlorobenzidine	69		68		40-140	1		50
2,4-Dinitrotoluene	71		74		40-132	4		50
2,6-Dinitrotoluene	74		78		40-140	5		50
Fluoranthene	69		69		40-140	0		50
4-Chlorophenyl phenyl ether	70		71		40-140	1		50
4-Bromophenyl phenyl ether	75		79		40-140	5		50
Bis(2-chloroisopropyl)ether	52		48		40-140	8		50
Bis(2-chloroethoxy)methane	72		71		40-117	1		50
Hexachlorobutadiene	70		68		40-140	3		50
Hexachlorocyclopentadiene	60		61		40-140	2		50
Hexachloroethane	66		61		40-140	8		50
Isophorone	72		71		40-140	1		50
Naphthalene	68		67		40-140	1		50
Nitrobenzene	67		65		40-140	3		50
NDPA/DPA	70		72		36-157	3		50
n-Nitrosodi-n-propylamine	72		70		32-121	3		50
Bis(2-ethylhexyl)phthalate	79		78		40-140	1		50
Butyl benzyl phthalate	78		78		40-140	0		50
Di-n-butylphthalate	79		80		40-140	1		50

Lab Control Sample Analysis
Batch Quality Control

Project Name: 50 ELMWOOD AVENUE
Project Number: 0535-020-001

Lab Number: L2041952
Report Date: 10/12/20

Parameter	LCS %Recovery	Qual	LCSD %Recovery	Qual	%Recovery Limits	RPD	Qual	RPD Limits
Semivolatile Organics by GC/MS - Westborough Lab Associated sample(s): 01-05 Batch: WG1418266-2 WG1418266-3								
Di-n-octylphthalate	76		75		40-140	1		50
Diethyl phthalate	72		73		40-140	1		50
Dimethyl phthalate	72		74		40-140	3		50
Benzo(a)anthracene	64		65		40-140	2		50
Benzo(a)pyrene	68		67		40-140	1		50
Benzo(b)fluoranthene	68		65		40-140	5		50
Benzo(k)fluoranthene	72		73		40-140	1		50
Chrysene	66		66		40-140	0		50
Acenaphthylene	77		78		40-140	1		50
Anthracene	74		74		40-140	0		50
Benzo(ghi)perylene	70		69		40-140	1		50
Fluorene	69		70		40-140	1		50
Phenanthrene	70		71		40-140	1		50
Dibenzo(a,h)anthracene	76		74		40-140	3		50
Indeno(1,2,3-cd)pyrene	70		68		40-140	3		50
Pyrene	68		69		35-142	1		50
Biphenyl	76		76		37-127	0		50
4-Chloroaniline	61		60		40-140	2		50
2-Nitroaniline	72		75		47-134	4		50
3-Nitroaniline	62		62		26-129	0		50
4-Nitroaniline	64		66		41-125	3		50
Dibenzofuran	68		71		40-140	4		50
2-Methylnaphthalene	68		68		40-140	0		50

Lab Control Sample Analysis
Batch Quality Control

Project Name: 50 ELMWOOD AVENUE
Project Number: 0535-020-001

Lab Number: L2041952
Report Date: 10/12/20

Parameter	LCS %Recovery	Qual	LCSD %Recovery	Qual	%Recovery Limits	RPD	Qual	RPD Limits
Semivolatile Organics by GC/MS - Westborough Lab Associated sample(s): 01-05 Batch: WG1418266-2 WG1418266-3								
1,2,4,5-Tetrachlorobenzene	80		80		40-117	0		50
Acetophenone	71		69		14-144	3		50
2,4,6-Trichlorophenol	72		76		30-130	5		50
p-Chloro-m-cresol	73		74		26-103	1		50
2-Chlorophenol	75		72		25-102	4		50
2,4-Dichlorophenol	75		75		30-130	0		50
2,4-Dimethylphenol	77		77		30-130	0		50
2-Nitrophenol	74		74		30-130	0		50
4-Nitrophenol	63		67		11-114	6		50
2,4-Dinitrophenol	65		67		4-130	3		50
4,6-Dinitro-o-cresol	71		73		10-130	3		50
Pentachlorophenol	69		72		17-109	4		50
Phenol	66		66		26-90	0		50
2-Methylphenol	74		72		30-130.	3		50
3-Methylphenol/4-Methylphenol	73		73		30-130	0		50
2,4,5-Trichlorophenol	73		77		30-130	5		50
Carbazole	72		72		54-128	0		50
Atrazine	87		91		40-140	4		50
Benzaldehyde	64		62		40-140	3		50
Caprolactam	57		61		15-130	7		50
2,3,4,6-Tetrachlorophenol	67		71		40-140	6		50

Lab Control Sample Analysis

Batch Quality Control

Project Name: 50 ELMWOOD AVENUE

Project Number: 0535-020-001

Lab Number: L2041952

Report Date: 10/12/20

Parameter	LCS %Recovery	Qual	LCSD %Recovery	Qual	%Recovery Limits	RPD	Qual	RPD Limits
Semivolatile Organics by GC/MS - Westborough Lab Associated sample(s): 01-05 Batch: WG1418266-2 WG1418266-3								

Surrogate	LCS %Recovery	Qual	LCSD %Recovery	Qual	Acceptance Criteria
2-Fluorophenol	81		77		25-120
Phenol-d6	77		76		10-120
Nitrobenzene-d5	71		70		23-120
2-Fluorobiphenyl	78		78		30-120
2,4,6-Tribromophenol	90		94		10-136
4-Terphenyl-d14	86		87		18-120

METALS

Project Name: 50 ELMWOOD AVENUE
Lab Number: L2041952
Project Number: 0535-020-001
Report Date: 10/12/20

SAMPLE RESULTS

Lab ID: L2041952-01
Client ID: TP-12 1-3 FT
Sample Location: LOCKPORT,NY
Date Collected: 10/01/20 10:00
Date Received: 10/02/20
Field Prep: Not Specified

Sample Depth:
Matrix: Soil
Percent Solids: 78%

Parameter	Result	Qualifier	Units	RL	MDL	Dilution Factor	Date Prepared	Date Analyzed	Prep Method	Analytical Method	Analyst
Total Metals - Mansfield Lab											
Aluminum, Total	5690		mg/kg	9.71	2.62	2	10/07/20 10:20	10/10/20 11:46	EPA 3050B	1,6010D	BV
Antimony, Total	ND		mg/kg	4.86	0.369	2	10/07/20 10:20	10/10/20 11:46	EPA 3050B	1,6010D	BV
Arsenic, Total	6.90		mg/kg	0.971	0.202	2	10/07/20 10:20	10/10/20 11:46	EPA 3050B	1,6010D	BV
Barium, Total	111		mg/kg	0.971	0.169	2	10/07/20 10:20	10/10/20 11:46	EPA 3050B	1,6010D	BV
Beryllium, Total	0.252	J	mg/kg	0.486	0.032	2	10/07/20 10:20	10/10/20 11:46	EPA 3050B	1,6010D	BV
Cadmium, Total	ND		mg/kg	0.971	0.095	2	10/07/20 10:20	10/10/20 11:46	EPA 3050B	1,6010D	BV
Calcium, Total	15100		mg/kg	9.71	3.40	2	10/07/20 10:20	10/10/20 11:46	EPA 3050B	1,6010D	BV
Chromium, Total	14.2		mg/kg	0.971	0.093	2	10/07/20 10:20	10/10/20 11:46	EPA 3050B	1,6010D	BV
Cobalt, Total	6.00		mg/kg	1.94	0.161	2	10/07/20 10:20	10/10/20 11:46	EPA 3050B	1,6010D	BV
Copper, Total	33.2		mg/kg	0.971	0.250	2	10/07/20 10:20	10/10/20 11:46	EPA 3050B	1,6010D	BV
Iron, Total	23300		mg/kg	4.86	0.877	2	10/07/20 10:20	10/10/20 11:46	EPA 3050B	1,6010D	BV
Lead, Total	133		mg/kg	4.86	0.260	2	10/07/20 10:20	10/10/20 11:46	EPA 3050B	1,6010D	BV
Magnesium, Total	3460		mg/kg	9.71	1.50	2	10/07/20 10:20	10/10/20 11:46	EPA 3050B	1,6010D	BV
Manganese, Total	567		mg/kg	0.971	0.154	2	10/07/20 10:20	10/10/20 11:46	EPA 3050B	1,6010D	BV
Mercury, Total	0.609		mg/kg	0.082	0.053	1	10/07/20 12:30	10/07/20 15:58	EPA 7471B	1,7471B	AL
Nickel, Total	13.2		mg/kg	2.43	0.235	2	10/07/20 10:20	10/10/20 11:46	EPA 3050B	1,6010D	BV
Potassium, Total	737		mg/kg	243	14.0	2	10/07/20 10:20	10/10/20 11:46	EPA 3050B	1,6010D	BV
Selenium, Total	1.24	J	mg/kg	1.94	0.250	2	10/07/20 10:20	10/10/20 11:46	EPA 3050B	1,6010D	BV
Silver, Total	ND		mg/kg	0.971	0.275	2	10/07/20 10:20	10/10/20 11:46	EPA 3050B	1,6010D	BV
Sodium, Total	95.9	J	mg/kg	194	3.06	2	10/07/20 10:20	10/10/20 11:46	EPA 3050B	1,6010D	BV
Thallium, Total	ND		mg/kg	1.94	0.306	2	10/07/20 10:20	10/10/20 11:46	EPA 3050B	1,6010D	BV
Vanadium, Total	21.8		mg/kg	0.971	0.197	2	10/07/20 10:20	10/10/20 11:46	EPA 3050B	1,6010D	BV
Zinc, Total	106		mg/kg	4.86	0.284	2	10/07/20 10:20	10/10/20 11:46	EPA 3050B	1,6010D	BV

Project Name: 50 ELMWOOD AVENUE
Lab Number: L2041952
Project Number: 0535-020-001
Report Date: 10/12/20

SAMPLE RESULTS

Lab ID: L2041952-02
Client ID: TP-16 1-2.5 FT
Sample Location: LOCKPORT,NY
Date Collected: 10/01/20 12:50
Date Received: 10/02/20
Field Prep: Not Specified

Sample Depth:
Matrix: Soil
Percent Solids: 70%

Parameter	Result	Qualifier	Units	RL	MDL	Dilution Factor	Date Prepared	Date Analyzed	Prep Method	Analytical Method	Analyst
Total Metals - Mansfield Lab											
Aluminum, Total	5790		mg/kg	10.8	2.92	2	10/07/20 10:20	10/10/20 11:59	EPA 3050B	1,6010D	BV
Antimony, Total	9.14		mg/kg	5.40	0.410	2	10/07/20 10:20	10/10/20 11:59	EPA 3050B	1,6010D	BV
Arsenic, Total	6.62		mg/kg	1.08	0.225	2	10/07/20 10:20	10/10/20 11:59	EPA 3050B	1,6010D	BV
Barium, Total	79.9		mg/kg	1.08	0.188	2	10/07/20 10:20	10/10/20 11:59	EPA 3050B	1,6010D	BV
Beryllium, Total	0.270	J	mg/kg	0.540	0.036	2	10/07/20 10:20	10/10/20 11:59	EPA 3050B	1,6010D	BV
Cadmium, Total	ND		mg/kg	1.08	0.106	2	10/07/20 10:20	10/10/20 11:59	EPA 3050B	1,6010D	BV
Calcium, Total	8980		mg/kg	10.8	3.78	2	10/07/20 10:20	10/10/20 11:59	EPA 3050B	1,6010D	BV
Chromium, Total	10.3		mg/kg	1.08	0.104	2	10/07/20 10:20	10/10/20 11:59	EPA 3050B	1,6010D	BV
Cobalt, Total	7.20		mg/kg	2.16	0.179	2	10/07/20 10:20	10/10/20 11:59	EPA 3050B	1,6010D	BV
Copper, Total	27.4		mg/kg	1.08	0.279	2	10/07/20 10:20	10/10/20 11:59	EPA 3050B	1,6010D	BV
Iron, Total	24200		mg/kg	5.40	0.975	2	10/07/20 10:20	10/10/20 11:59	EPA 3050B	1,6010D	BV
Lead, Total	197		mg/kg	5.40	0.289	2	10/07/20 10:20	10/10/20 11:59	EPA 3050B	1,6010D	BV
Magnesium, Total	2030		mg/kg	10.8	1.66	2	10/07/20 10:20	10/10/20 11:59	EPA 3050B	1,6010D	BV
Manganese, Total	393		mg/kg	1.08	0.172	2	10/07/20 10:20	10/10/20 11:59	EPA 3050B	1,6010D	BV
Mercury, Total	0.397		mg/kg	0.090	0.059	1	10/07/20 12:30	10/07/20 16:02	EPA 7471B	1,7471B	AL
Nickel, Total	12.3		mg/kg	2.70	0.261	2	10/07/20 10:20	10/10/20 11:59	EPA 3050B	1,6010D	BV
Potassium, Total	713		mg/kg	270	15.6	2	10/07/20 10:20	10/10/20 11:59	EPA 3050B	1,6010D	BV
Selenium, Total	1.47	J	mg/kg	2.16	0.279	2	10/07/20 10:20	10/10/20 11:59	EPA 3050B	1,6010D	BV
Silver, Total	ND		mg/kg	1.08	0.306	2	10/07/20 10:20	10/10/20 11:59	EPA 3050B	1,6010D	BV
Sodium, Total	80.2	J	mg/kg	216	3.40	2	10/07/20 10:20	10/10/20 11:59	EPA 3050B	1,6010D	BV
Thallium, Total	0.410	J	mg/kg	2.16	0.340	2	10/07/20 10:20	10/10/20 11:59	EPA 3050B	1,6010D	BV
Vanadium, Total	19.5		mg/kg	1.08	0.219	2	10/07/20 10:20	10/10/20 11:59	EPA 3050B	1,6010D	BV
Zinc, Total	180		mg/kg	5.40	0.316	2	10/07/20 10:20	10/10/20 11:59	EPA 3050B	1,6010D	BV

Project Name: 50 ELMWOOD AVENUE
Project Number: 0535-020-001
Lab Number: L2041952
Report Date: 10/12/20

SAMPLE RESULTS

Lab ID: L2041952-03
Client ID: TP-16 2.5-4 FT
Sample Location: LOCKPORT,NY
Date Collected: 10/01/20 12:50
Date Received: 10/02/20
Field Prep: Not Specified

Sample Depth:
Matrix: Soil
Percent Solids: 77%

Parameter	Result	Qualifier	Units	RL	MDL	Dilution Factor	Date Prepared	Date Analyzed	Prep Method	Analytical Method	Analyst
Total Metals - Mansfield Lab											
Aluminum, Total	11400		mg/kg	10.1	2.72	2	10/07/20 10:20	10/10/20 12:03	EPA 3050B	1,6010D	BV
Antimony, Total	0.594	J	mg/kg	5.04	0.383	2	10/07/20 10:20	10/10/20 12:03	EPA 3050B	1,6010D	BV
Arsenic, Total	3.46		mg/kg	1.01	0.210	2	10/07/20 10:20	10/10/20 12:03	EPA 3050B	1,6010D	BV
Barium, Total	190		mg/kg	1.01	0.175	2	10/07/20 10:20	10/10/20 12:03	EPA 3050B	1,6010D	BV
Beryllium, Total	0.574		mg/kg	0.504	0.033	2	10/07/20 10:20	10/10/20 12:03	EPA 3050B	1,6010D	BV
Cadmium, Total	ND		mg/kg	1.01	0.099	2	10/07/20 10:20	10/10/20 12:03	EPA 3050B	1,6010D	BV
Calcium, Total	4310		mg/kg	10.1	3.53	2	10/07/20 10:20	10/10/20 12:03	EPA 3050B	1,6010D	BV
Chromium, Total	16.0		mg/kg	1.01	0.097	2	10/07/20 10:20	10/10/20 12:03	EPA 3050B	1,6010D	BV
Cobalt, Total	7.57		mg/kg	2.02	0.167	2	10/07/20 10:20	10/10/20 12:03	EPA 3050B	1,6010D	BV
Copper, Total	8.56		mg/kg	1.01	0.260	2	10/07/20 10:20	10/10/20 12:03	EPA 3050B	1,6010D	BV
Iron, Total	21000		mg/kg	5.04	0.910	2	10/07/20 10:20	10/10/20 12:03	EPA 3050B	1,6010D	BV
Lead, Total	13.6		mg/kg	5.04	0.270	2	10/07/20 10:20	10/10/20 12:03	EPA 3050B	1,6010D	BV
Magnesium, Total	3880		mg/kg	10.1	1.55	2	10/07/20 10:20	10/10/20 12:03	EPA 3050B	1,6010D	BV
Manganese, Total	415		mg/kg	1.01	0.160	2	10/07/20 10:20	10/10/20 12:03	EPA 3050B	1,6010D	BV
Mercury, Total	0.071	J	mg/kg	0.082	0.053	1	10/07/20 12:30	10/07/20 16:05	EPA 7471B	1,7471B	AL
Nickel, Total	14.8		mg/kg	2.52	0.244	2	10/07/20 10:20	10/10/20 12:03	EPA 3050B	1,6010D	BV
Potassium, Total	1260		mg/kg	252	14.5	2	10/07/20 10:20	10/10/20 12:03	EPA 3050B	1,6010D	BV
Selenium, Total	ND		mg/kg	2.02	0.260	2	10/07/20 10:20	10/10/20 12:03	EPA 3050B	1,6010D	BV
Silver, Total	ND		mg/kg	1.01	0.285	2	10/07/20 10:20	10/10/20 12:03	EPA 3050B	1,6010D	BV
Sodium, Total	73.6	J	mg/kg	202	3.17	2	10/07/20 10:20	10/10/20 12:03	EPA 3050B	1,6010D	BV
Thallium, Total	ND		mg/kg	2.02	0.317	2	10/07/20 10:20	10/10/20 12:03	EPA 3050B	1,6010D	BV
Vanadium, Total	23.5		mg/kg	1.01	0.204	2	10/07/20 10:20	10/10/20 12:03	EPA 3050B	1,6010D	BV
Zinc, Total	58.3		mg/kg	5.04	0.295	2	10/07/20 10:20	10/10/20 12:03	EPA 3050B	1,6010D	BV

Project Name: 50 ELMWOOD AVENUE
Lab Number: L2041952
Project Number: 0535-020-001
Report Date: 10/12/20

SAMPLE RESULTS

Lab ID: L2041952-04
Client ID: TP-16 4-5 FT
Sample Location: LOCKPORT,NY
Date Collected: 10/01/20 12:50
Date Received: 10/02/20
Field Prep: Not Specified

Sample Depth:
Matrix: Soil
Percent Solids: 82%

Parameter	Result	Qualifier	Units	RL	MDL	Dilution Factor	Date Prepared	Date Analyzed	Prep Method	Analytical Method	Analyst
Total Metals - Mansfield Lab											
Aluminum, Total	8880		mg/kg	9.58	2.59	2	10/07/20 10:20	10/10/20 12:08	EPA 3050B	1,6010D	BV
Antimony, Total	0.680	J	mg/kg	4.79	0.364	2	10/07/20 10:20	10/10/20 12:08	EPA 3050B	1,6010D	BV
Arsenic, Total	2.94		mg/kg	0.958	0.199	2	10/07/20 10:20	10/10/20 12:08	EPA 3050B	1,6010D	BV
Barium, Total	139		mg/kg	0.958	0.167	2	10/07/20 10:20	10/10/20 12:08	EPA 3050B	1,6010D	BV
Beryllium, Total	0.431	J	mg/kg	0.479	0.032	2	10/07/20 10:20	10/10/20 12:08	EPA 3050B	1,6010D	BV
Cadmium, Total	ND		mg/kg	0.958	0.094	2	10/07/20 10:20	10/10/20 12:08	EPA 3050B	1,6010D	BV
Calcium, Total	2860		mg/kg	9.58	3.35	2	10/07/20 10:20	10/10/20 12:08	EPA 3050B	1,6010D	BV
Chromium, Total	14.4		mg/kg	0.958	0.092	2	10/07/20 10:20	10/10/20 12:08	EPA 3050B	1,6010D	BV
Cobalt, Total	7.94		mg/kg	1.92	0.159	2	10/07/20 10:20	10/10/20 12:08	EPA 3050B	1,6010D	BV
Copper, Total	10.4		mg/kg	0.958	0.247	2	10/07/20 10:20	10/10/20 12:08	EPA 3050B	1,6010D	BV
Iron, Total	18100		mg/kg	4.79	0.865	2	10/07/20 10:20	10/10/20 12:08	EPA 3050B	1,6010D	BV
Lead, Total	6.32		mg/kg	4.79	0.257	2	10/07/20 10:20	10/10/20 12:08	EPA 3050B	1,6010D	BV
Magnesium, Total	3900		mg/kg	9.58	1.48	2	10/07/20 10:20	10/10/20 12:08	EPA 3050B	1,6010D	BV
Manganese, Total	340		mg/kg	0.958	0.152	2	10/07/20 10:20	10/10/20 12:08	EPA 3050B	1,6010D	BV
Mercury, Total	ND		mg/kg	0.077	0.050	1	10/07/20 12:30	10/07/20 16:08	EPA 7471B	1,7471B	AL
Nickel, Total	17.0		mg/kg	2.40	0.232	2	10/07/20 10:20	10/10/20 12:08	EPA 3050B	1,6010D	BV
Potassium, Total	968		mg/kg	240	13.8	2	10/07/20 10:20	10/10/20 12:08	EPA 3050B	1,6010D	BV
Selenium, Total	ND		mg/kg	1.92	0.247	2	10/07/20 10:20	10/10/20 12:08	EPA 3050B	1,6010D	BV
Silver, Total	ND		mg/kg	0.958	0.271	2	10/07/20 10:20	10/10/20 12:08	EPA 3050B	1,6010D	BV
Sodium, Total	118	J	mg/kg	192	3.02	2	10/07/20 10:20	10/10/20 12:08	EPA 3050B	1,6010D	BV
Thallium, Total	0.374	J	mg/kg	1.92	0.302	2	10/07/20 10:20	10/10/20 12:08	EPA 3050B	1,6010D	BV
Vanadium, Total	22.6		mg/kg	0.958	0.194	2	10/07/20 10:20	10/10/20 12:08	EPA 3050B	1,6010D	BV
Zinc, Total	38.4		mg/kg	4.79	0.281	2	10/07/20 10:20	10/10/20 12:08	EPA 3050B	1,6010D	BV

Project Name: 50 ELMWOOD AVENUE
Lab Number: L2041952
Project Number: 0535-020-001
Report Date: 10/12/20

SAMPLE RESULTS

Lab ID: L2041952-05
Client ID: TP-20 0.5-3.5 FT
Sample Location: LOCKPORT,NY
Date Collected: 10/01/20 15:50
Date Received: 10/02/20
Field Prep: Not Specified

Sample Depth:
Matrix: Soil
Percent Solids: 79%

Parameter	Result	Qualifier	Units	RL	MDL	Dilution Factor	Date Prepared	Date Analyzed	Prep Method	Analytical Method	Analyst
Total Metals - Mansfield Lab											
Aluminum, Total	4960		mg/kg	9.76	2.64	2	10/07/20 10:20	10/10/20 12:12	EPA 3050B	1,6010D	BV
Antimony, Total	0.664	J	mg/kg	4.88	0.371	2	10/07/20 10:20	10/10/20 12:12	EPA 3050B	1,6010D	BV
Arsenic, Total	3.50		mg/kg	0.976	0.203	2	10/07/20 10:20	10/10/20 12:12	EPA 3050B	1,6010D	BV
Barium, Total	62.3		mg/kg	0.976	0.170	2	10/07/20 10:20	10/10/20 12:12	EPA 3050B	1,6010D	BV
Beryllium, Total	0.234	J	mg/kg	0.488	0.032	2	10/07/20 10:20	10/10/20 12:12	EPA 3050B	1,6010D	BV
Cadmium, Total	ND		mg/kg	0.976	0.096	2	10/07/20 10:20	10/10/20 12:12	EPA 3050B	1,6010D	BV
Calcium, Total	7670		mg/kg	9.76	3.42	2	10/07/20 10:20	10/10/20 12:12	EPA 3050B	1,6010D	BV
Chromium, Total	10.7		mg/kg	0.976	0.094	2	10/07/20 10:20	10/10/20 12:12	EPA 3050B	1,6010D	BV
Cobalt, Total	5.17		mg/kg	1.95	0.162	2	10/07/20 10:20	10/10/20 12:12	EPA 3050B	1,6010D	BV
Copper, Total	19.0		mg/kg	0.976	0.252	2	10/07/20 10:20	10/10/20 12:12	EPA 3050B	1,6010D	BV
Iron, Total	16400		mg/kg	4.88	0.881	2	10/07/20 10:20	10/10/20 12:12	EPA 3050B	1,6010D	BV
Lead, Total	60.1		mg/kg	4.88	0.262	2	10/07/20 10:20	10/10/20 12:12	EPA 3050B	1,6010D	BV
Magnesium, Total	2940		mg/kg	9.76	1.50	2	10/07/20 10:20	10/10/20 12:12	EPA 3050B	1,6010D	BV
Manganese, Total	251		mg/kg	0.976	0.155	2	10/07/20 10:20	10/10/20 12:12	EPA 3050B	1,6010D	BV
Mercury, Total	0.483		mg/kg	0.081	0.053	1	10/07/20 12:30	10/07/20 16:12	EPA 7471B	1,7471B	AL
Nickel, Total	11.0		mg/kg	2.44	0.236	2	10/07/20 10:20	10/10/20 12:12	EPA 3050B	1,6010D	BV
Potassium, Total	654		mg/kg	244	14.0	2	10/07/20 10:20	10/10/20 12:12	EPA 3050B	1,6010D	BV
Selenium, Total	ND		mg/kg	1.95	0.252	2	10/07/20 10:20	10/10/20 12:12	EPA 3050B	1,6010D	BV
Silver, Total	ND		mg/kg	0.976	0.276	2	10/07/20 10:20	10/10/20 12:12	EPA 3050B	1,6010D	BV
Sodium, Total	62.2	J	mg/kg	195	3.07	2	10/07/20 10:20	10/10/20 12:12	EPA 3050B	1,6010D	BV
Thallium, Total	ND		mg/kg	1.95	0.307	2	10/07/20 10:20	10/10/20 12:12	EPA 3050B	1,6010D	BV
Vanadium, Total	15.7		mg/kg	0.976	0.198	2	10/07/20 10:20	10/10/20 12:12	EPA 3050B	1,6010D	BV
Zinc, Total	54.1		mg/kg	4.88	0.286	2	10/07/20 10:20	10/10/20 12:12	EPA 3050B	1,6010D	BV

Project Name: 50 ELMWOOD AVENUE **Lab Number:** L2041952

Project Number: 0535-020-001 **Report Date:** 10/12/20

Method Blank Analysis
Batch Quality Control

Parameter	Result	Qualifier	Units	RL	MDL	Dilution Factor	Date Prepared	Date Analyzed	Analytical Method	Analyst
Total Metals - Mansfield Lab for sample(s): 01-05 Batch: WG1418828-1										
Aluminum, Total	1.09	J	mg/kg	4.00	1.08	1	10/07/20 10:20	10/10/20 10:28	1,6010D	BV
Antimony, Total	ND		mg/kg	2.00	0.152	1	10/07/20 10:20	10/10/20 10:28	1,6010D	BV
Arsenic, Total	ND		mg/kg	0.400	0.083	1	10/07/20 10:20	10/10/20 10:28	1,6010D	BV
Barium, Total	ND		mg/kg	0.400	0.070	1	10/07/20 10:20	10/10/20 10:28	1,6010D	BV
Beryllium, Total	ND		mg/kg	0.200	0.013	1	10/07/20 10:20	10/10/20 10:28	1,6010D	BV
Cadmium, Total	ND		mg/kg	0.400	0.039	1	10/07/20 10:20	10/10/20 10:28	1,6010D	BV
Calcium, Total	ND		mg/kg	4.00	1.40	1	10/07/20 10:20	10/10/20 10:28	1,6010D	BV
Chromium, Total	ND		mg/kg	0.400	0.038	1	10/07/20 10:20	10/10/20 10:28	1,6010D	BV
Cobalt, Total	ND		mg/kg	0.800	0.066	1	10/07/20 10:20	10/10/20 10:28	1,6010D	BV
Copper, Total	ND		mg/kg	0.400	0.103	1	10/07/20 10:20	10/10/20 10:28	1,6010D	BV
Iron, Total	0.620	J	mg/kg	2.00	0.361	1	10/07/20 10:20	10/10/20 10:28	1,6010D	BV
Lead, Total	ND		mg/kg	2.00	0.107	1	10/07/20 10:20	10/10/20 10:28	1,6010D	BV
Magnesium, Total	ND		mg/kg	4.00	0.616	1	10/07/20 10:20	10/10/20 10:28	1,6010D	BV
Manganese, Total	ND		mg/kg	0.400	0.064	1	10/07/20 10:20	10/10/20 10:28	1,6010D	BV
Nickel, Total	ND		mg/kg	1.00	0.097	1	10/07/20 10:20	10/10/20 10:28	1,6010D	BV
Potassium, Total	ND		mg/kg	100	5.76	1	10/07/20 10:20	10/10/20 10:28	1,6010D	BV
Selenium, Total	ND		mg/kg	0.800	0.103	1	10/07/20 10:20	10/10/20 10:28	1,6010D	BV
Silver, Total	ND		mg/kg	0.400	0.113	1	10/07/20 10:20	10/10/20 10:28	1,6010D	BV
Sodium, Total	ND		mg/kg	80.0	1.26	1	10/07/20 10:20	10/10/20 10:28	1,6010D	BV
Thallium, Total	ND		mg/kg	0.800	0.126	1	10/07/20 10:20	10/10/20 10:28	1,6010D	BV
Vanadium, Total	ND		mg/kg	0.400	0.081	1	10/07/20 10:20	10/10/20 10:28	1,6010D	BV
Zinc, Total	ND		mg/kg	2.00	0.117	1	10/07/20 10:20	10/10/20 10:28	1,6010D	BV

Prep Information

Digestion Method: EPA 3050B

Parameter	Result	Qualifier	Units	RL	MDL	Dilution Factor	Date Prepared	Date Analyzed	Analytical Method	Analyst
Total Metals - Mansfield Lab for sample(s): 01-05 Batch: WG1418830-1										
Mercury, Total	ND		mg/kg	0.083	0.054	1	10/07/20 12:30	10/07/20 15:09	1,7471B	AL

Project Name: 50 ELMWOOD AVENUE
Project Number: 0535-020-001
Lab Number: L2041952
Report Date: 10/12/20

Method Blank Analysis
Batch Quality Control

Prep Information

Digestion Method: EPA 7471B

Lab Control Sample Analysis

Batch Quality Control

Project Name: 50 ELMWOOD AVENUE

Project Number: 0535-020-001

Lab Number: L2041952

Report Date: 10/12/20

Parameter	LCS %Recovery	Qual	LCSD %Recovery	Qual	%Recovery Limits	RPD	Qual	RPD Limits
Total Metals - Mansfield Lab Associated sample(s): 01-05 Batch: WG1418828-2 SRM Lot Number: D109-540								
Aluminum, Total	72		-		50-150	-		
Antimony, Total	115		-		19-250	-		
Arsenic, Total	105		-		70-130	-		
Barium, Total	94		-		75-125	-		
Beryllium, Total	92		-		75-125	-		
Cadmium, Total	96		-		75-125	-		
Calcium, Total	93		-		73-128	-		
Chromium, Total	94		-		70-130	-		
Cobalt, Total	96		-		75-125	-		
Copper, Total	97		-		75-125	-		
Iron, Total	96		-		35-165	-		
Lead, Total	98		-		72-128	-		
Magnesium, Total	85		-		62-138	-		
Manganese, Total	90		-		74-126	-		
Nickel, Total	95		-		70-130	-		
Potassium, Total	84		-		59-141	-		
Selenium, Total	99		-		68-132	-		
Silver, Total	100		-		68-131	-		
Sodium, Total	97		-		35-165	-		
Thallium, Total	97		-		68-131	-		
Vanadium, Total	97		-		59-141	-		

Lab Control Sample Analysis

Batch Quality Control

Project Name: 50 ELMWOOD AVENUE

Project Number: 0535-020-001

Lab Number: L2041952

Report Date: 10/12/20

Parameter	LCS %Recovery	LCSD %Recovery	%Recovery Limits	RPD	RPD Limits
Total Metals - Mansfield Lab Associated sample(s): 01-05 Batch: WG1418828-2 SRM Lot Number: D109-540					
Zinc, Total	97	-	70-130	-	
Total Metals - Mansfield Lab Associated sample(s): 01-05 Batch: WG1418830-2 SRM Lot Number: D109-540					
Mercury, Total	107	-	60-140	-	

Matrix Spike Analysis
Batch Quality Control

Project Name: 50 ELMWOOD AVENUE
Project Number: 0535-020-001

Lab Number: L2041952
Report Date: 10/12/20

Parameter	Native Sample	MS Added	MS Found	MS %Recovery	Qual	MSD Found	MSD %Recovery	Qual	Recovery Limits	RPD	Qual	RPD Limits
Total Metals - Mansfield Lab Associated sample(s): 01-05 QC Batch ID: WG1418828-3 WG1418828-4 QC Sample: L2042138-04 Client ID: MS Sample												
Aluminum, Total	7350	183	8200	**465**	Q	6710	**0**	Q	75-125	20		20
Antimony, Total	ND	45.7	27.8	**61**	Q	29.6	**64**	Q	75-125	6		20
Arsenic, Total	3.60	11	14.2	97		14.0	93		75-125	1		20
Barium, Total	96.0	183	263	91		246	81		75-125	7		20
Beryllium, Total	0.330J	4.57	4.21	92		4.13	89		75-125	2		20
Cadmium, Total	ND	4.66	3.71	80		3.84	81		75-125	3		20
Calcium, Total	50100	914	48800	**0**	Q	58500	**904**	Q	75-125	18		20
Chromium, Total	11.8	18.3	28.2	90		26.2	77		75-125	7		20
Cobalt, Total	6.82	45.7	44.6	83		43.7	79		75-125	2		20
Copper, Total	16.2	22.8	36.0	87		33.8	76		75-125	6		20
Iron, Total	16900	91.4	18000	**1200**	Q	14600	**0**	Q	75-125	**21**	Q	20
Lead, Total	6.47	46.6	46.1	85		45.9	83		75-125	0		20
Magnesium, Total	8010	914	9140	124		8730	77		75-125	5		20
Manganese, Total	491	45.7	525	**74**	Q	551	**129**	Q	75-125	5		20
Nickel, Total	14.5	45.7	50.8	79		48.2	**72**	Q	75-125	5		20
Potassium, Total	599	914	1600	110		1440	90		75-125	11		20
Selenium, Total	ND	11	9.95	91		10.1	90		75-125	1		20
Silver, Total	ND	27.4	25.2	92		25.4	91		75-125	1		20
Sodium, Total	164J	914	1030	113		1030	111		75-125	0		20
Thallium, Total	ND	11	8.74	80		9.10	82		75-125	4		20
Vanadium, Total	18.6	45.7	61.6	94		59.1	87		75-125	4		20

Matrix Spike Analysis
Batch Quality Control

Project Name: 50 ELMWOOD AVENUE
Project Number: 0535-020-001

Lab Number: L2041952
Report Date: 10/12/20

Parameter	Native Sample	MS Added	MS Found	MS %Recovery	MSD Found	MSD %Recovery	Recovery Limits	RPD	RPD Limits
Total Metals - Mansfield Lab Associated sample(s): 01-05 QC Batch ID: WG1418828-3 WG1418828-4 QC Sample: L2042138-04 Client ID: MS Sample									
Zinc, Total	36.2	45.7	77.0	89	71.8	77	75-125	7	20
Total Metals - Mansfield Lab Associated sample(s): 01-05 QC Batch ID: WG1418830-3 WG1418830-4 QC Sample: L2042138-04 Client ID: MS Sample									
Mercury, Total	ND	0.15	0.162	108	0.169	113	80-120	4	20

INORGANICS
&
MISCELLANEOUS

Project Name: 50 ELMWOOD AVENUE
Project Number: 0535-020-001

Lab Number: L2041952
Report Date: 10/12/20

SAMPLE RESULTS

Lab ID: L2041952-01
Client ID: TP-12 1-3 FT
Sample Location: LOCKPORT,NY

Date Collected: 10/01/20 10:00
Date Received: 10/02/20
Field Prep: Not Specified

Sample Depth:
Matrix: Soil

Parameter	Result	Qualifier	Units	RL	MDL	Dilution Factor	Date Prepared	Date Analyzed	Analytical Method	Analyst
General Chemistry - Westborough Lab										
Solids, Total	78.0		%	0.100	NA	1	-	10/05/20 19:46	121,2540G	TR

Project Name: 50 ELMWOOD AVENUE
Project Number: 0535-020-001

Lab Number: L2041952
Report Date: 10/12/20

SAMPLE RESULTS

Lab ID: L2041952-02
Client ID: TP-16 1-2.5 FT
Sample Location: LOCKPORT,NY

Date Collected: 10/01/20 12:50
Date Received: 10/02/20
Field Prep: Not Specified

Sample Depth:
Matrix: Soil

Parameter	Result	Qualifier	Units	RL	MDL	Dilution Factor	Date Prepared	Date Analyzed	Analytical Method	Analyst
General Chemistry - Westborough Lab										
Solids, Total	70.4		%	0.100	NA	1	-	10/05/20 19:46	121,2540G	TR

Project Name: 50 ELMWOOD AVENUE
Project Number: 0535-020-001
Lab Number: L2041952
Report Date: 10/12/20

SAMPLE RESULTS

Lab ID: L2041952-03
Client ID: TP-16 2.5-4 FT
Sample Location: LOCKPORT,NY
Sample Depth:
Matrix: Soil

Date Collected: 10/01/20 12:50
Date Received: 10/02/20
Field Prep: Not Specified

Parameter	Result	Qualifier	Units	RL	MDL	Dilution Factor	Date Prepared	Date Analyzed	Analytical Method	Analyst
General Chemistry - Westborough Lab										
Solids, Total	77.3		%	0.100	NA	1	-	10/05/20 19:46	121,2540G	TR

Project Name: 50 ELMWOOD AVENUE
Project Number: 0535-020-001

Lab Number: L2041952
Report Date: 10/12/20

SAMPLE RESULTS

Lab ID: L2041952-04
Client ID: TP-16 4-5 FT
Sample Location: LOCKPORT,NY

Date Collected: 10/01/20 12:50
Date Received: 10/02/20
Field Prep: Not Specified

Sample Depth:
Matrix: Soil

Parameter	Result	Qualifier	Units	RL	MDL	Dilution Factor	Date Prepared	Date Analyzed	Analytical Method	Analyst
General Chemistry - Westborough Lab										
Solids, Total	81.9		%	0.100	NA	1	-	10/05/20 19:46	121,2540G	TR

Project Name: 50 ELMWOOD AVENUE
Project Number: 0535-020-001

Lab Number: L2041952
Report Date: 10/12/20

SAMPLE RESULTS

Lab ID: L2041952-05
Client ID: TP-20 0.5-3.5 FT
Sample Location: LOCKPORT,NY

Date Collected: 10/01/20 15:50
Date Received: 10/02/20
Field Prep: Not Specified

Sample Depth:
Matrix: Soil

Parameter	Result	Qualifier	Units	RL	MDL	Dilution Factor	Date Prepared	Date Analyzed	Analytical Method	Analyst
General Chemistry - Westborough Lab										
Solids, Total	79.0		%	0.100	NA	1	-	10/05/20 19:46	121,2540G	TR

Lab Duplicate Analysis

Batch Quality Control

Project Name: 50 ELMWOOD AVENUE

Project Number: 0535-020-001

Lab Number: L2041952

Report Date: 10/12/20

Parameter	Native Sample	Duplicate Sample	Units	RPD	Qual	RPD Limits
General Chemistry - Westborough Lab Associated sample(s): 01-05 QC Batch ID: WG1418345-1 QC Sample: L2042138-04 Client ID: DUP Sample						
Solids, Total	83.7	82.2	%	2		20

Project Name: 50 ELMWOOD AVENUE
Project Number: 0535-020-001

Lab Number: L2041952
Report Date: 10/12/20

Sample Receipt and Container Information

Were project specific reporting limits specified? YES

Cooler Information

Cooler	Custody Seal
A	Absent

Container Information

Container ID	Container Type	Cooler	Initial pH	Final pH	Temp deg C	Pres	Seal	Frozen Date/Time	Analysis(*)
L2041952-01A	Plastic 2oz unpreserved for TS	A	NA		3.7	Y	Absent		TS(7)
L2041952-01B	Metals Only-Glass 60mL/2oz unpreserved	A	NA		3.7	Y	Absent		BE-TI(180),BA-TI(180),AS-TI(180),AG-TI(180),NI-TI(180),AL-TI(180),CR-TI(180),TL-TI(180),PB-TI(180),SE-TI(180),SB-TI(180),CU-TI(180),ZN-TI(180),CO-TI(180),V-TI(180),MN-TI(180),FE-TI(180),HG-T(28),MG-TI(180),CD-TI(180),K-TI(180),NA-TI(180),CA-TI(180)
L2041952-01C	Glass 120ml/4oz unpreserved	A	NA		3.7	Y	Absent		NYTCL-8270(14)
L2041952-02A	Plastic 2oz unpreserved for TS	A	NA		3.7	Y	Absent		TS(7)
L2041952-02B	Metals Only-Glass 60mL/2oz unpreserved	A	NA		3.7	Y	Absent		BE-TI(180),BA-TI(180),AS-TI(180),AG-TI(180),AL-TI(180),CR-TI(180),NI-TI(180),TL-TI(180),CU-TI(180),SE-TI(180),ZN-TI(180),PB-TI(180),SB-TI(180),V-TI(180),CO-TI(180),FE-TI(180),HG-T(28),MG-TI(180),MN-TI(180),CA-TI(180),CD-TI(180),K-TI(180),NA-TI(180)
L2041952-02C	Glass 120ml/4oz unpreserved	A	NA		3.7	Y	Absent		NYTCL-8270(14)
L2041952-03A	Plastic 2oz unpreserved for TS	A	NA		3.7	Y	Absent		TS(7)
L2041952-03B	Metals Only-Glass 60mL/2oz unpreserved	A	NA		3.7	Y	Absent		BE-TI(180),AS-TI(180),BA-TI(180),AG-TI(180),CR-TI(180),AL-TI(180),TL-TI(180),NI-TI(180),PB-TI(180),SE-TI(180),SB-TI(180),ZN-TI(180),CU-TI(180),CO-TI(180),V-TI(180),HG-T(28),FE-TI(180),MN-TI(180),MG-TI(180),CA-TI(180),CD-TI(180),NA-TI(180),K-TI(180)
L2041952-03C	Glass 120ml/4oz unpreserved	A	NA		3.7	Y	Absent		NYTCL-8270(14)
L2041952-04A	Plastic 2oz unpreserved for TS	A	NA		3.7	Y	Absent		TS(7)
L2041952-04B	Metals Only-Glass 60mL/2oz unpreserved	A	NA		3.7	Y	Absent		BE-TI(180),AS-TI(180),BA-TI(180),AG-TI(180),AL-TI(180),TL-TI(180),NI-TI(180),CR-TI(180),SE-TI(180),ZN-TI(180),CU-TI(180),PB-TI(180),SB-TI(180),CO-TI(180),V-TI(180),FE-TI(180),MN-TI(180),HG-T(28),MG-TI(180),CA-TI(180),NA-TI(180),K-TI(180),CD-TI(180)
L2041952-04C	Glass 120ml/4oz unpreserved	A	NA		3.7	Y	Absent		NYTCL-8270(14)
L2041952-05A	Plastic 2oz unpreserved for TS	A	NA		3.7	Y	Absent		TS(7)

*Values in parentheses indicate holding time in days

Project Name: 50 ELMWOOD AVENUE
Project Number: 0535-020-001

Lab Number: L2041952
Report Date: 10/12/20

Container Information

Container ID	Container Type	Cooler	Initial pH	Final pH	Temp deg C	Pres	Seal	Frozen Date/Time	Analysis(*)
L2041952-05B	Metals Only-Glass 60mL/2oz unpreserved	A	NA		3.7	Y	Absent		BE-TI(180),BA-TI(180),AS-TI(180),AG-TI(180),NI-TI(180),TL-TI(180),AL-TI(180),CR-TI(180),SB-TI(180),SE-TI(180),CU-TI(180),PB-TI(180),ZN-TI(180),CO-TI(180),V-TI(180),MG-TI(180),FE-TI(180),HG-T(28),MN-TI(180),CA-TI(180),NA-TI(180),K-TI(180),CD-TI(180)
L2041952-05C	Glass 120ml/4oz unpreserved	A	NA		3.7	Y	Absent		NYTCL-8270(14)

*Values in parentheses indicate holding time in days

Project Name:	50 ELMWOOD AVENUE	**Lab Number:**	L2041952
Project Number:	0535-020-001	**Report Date:**	10/12/20

GLOSSARY

Acronyms

DL	- Detection Limit: This value represents the level to which target analyte concentrations are reported as estimated values, when those target analyte concentrations are quantified below the limit of quantitation (LOQ). The DL includes any adjustments from dilutions, concentrations or moisture content, where applicable. (DoD report formats only.)
EDL	- Estimated Detection Limit: This value represents the level to which target analyte concentrations are reported as estimated values, when those target analyte concentrations are quantified below the reporting limit (RL). The EDL includes any adjustments from dilutions, concentrations or moisture content, where applicable. The use of EDLs is specific to the analysis of PAHs using Solid-Phase Microextraction (SPME).
EMPC	- Estimated Maximum Possible Concentration: The concentration that results from the signal present at the retention time of an analyte when the ions meet all of the identification criteria except the ion abundance ratio criteria. An EMPC is a worst-case estimate of the concentration.
EPA	- Environmental Protection Agency.
LCS	- Laboratory Control Sample: A sample matrix, free from the analytes of interest, spiked with verified known amounts of analytes or a material containing known and verified amounts of analytes.
LCSD	- Laboratory Control Sample Duplicate: Refer to LCS.
LFB	- Laboratory Fortified Blank: A sample matrix, free from the analytes of interest, spiked with verified known amounts of analytes or a material containing known and verified amounts of analytes.
LOD	- Limit of Detection: This value represents the level to which a target analyte can reliably be detected for a specific analyte in a specific matrix by a specific method. The LOD includes any adjustments from dilutions, concentrations or moisture content, where applicable. (DoD report formats only.)
LOQ	- Limit of Quantitation: The value at which an instrument can accurately measure an analyte at a specific concentration. The LOQ includes any adjustments from dilutions, concentrations or moisture content, where applicable. (DoD report formats only.) Limit of Quantitation: The value at which an instrument can accurately measure an analyte at a specific concentration. The LOQ includes any adjustments from dilutions, concentrations or moisture content, where applicable. (DoD report formats only.)
MDL	- Method Detection Limit: This value represents the level to which target analyte concentrations are reported as estimated values, when those target analyte concentrations are quantified below the reporting limit (RL). The MDL includes any adjustments from dilutions, concentrations or moisture content, where applicable.
MS	- Matrix Spike Sample: A sample prepared by adding a known mass of target analyte to a specified amount of matrix sample for which an independent estimate of target analyte concentration is available. For Method 332.0, the spike recovery is calculated using the native concentration, including estimated values.
MSD	- Matrix Spike Sample Duplicate: Refer to MS.
NA	- Not Applicable.
NC	- Not Calculated: Term is utilized when one or more of the results utilized in the calculation are non-detect at the parameter's reporting unit.
NDPA/DPA	- N-Nitrosodiphenylamine/Diphenylamine.
NI	- Not Ignitable.
NP	- Non-Plastic: Term is utilized for the analysis of Atterberg Limits in soil.
NR	- No Results: Term is utilized when 'No Target Compounds Requested' is reported for the analysis of Volatile or Semivolatile Organic TIC only requests.
RL	- Reporting Limit: The value at which an instrument can accurately measure an analyte at a specific concentration. The RL includes any adjustments from dilutions, concentrations or moisture content, where applicable.
RPD	- Relative Percent Difference: The results from matrix and/or matrix spike duplicates are primarily designed to assess the precision of analytical results in a given matrix and are expressed as relative percent difference (RPD). Values which are less than five times the reporting limit for any individual parameter are evaluated by utilizing the absolute difference between the values; although the RPD value will be provided in the report.
SRM	- Standard Reference Material: A reference sample of a known or certified value that is of the same or similar matrix as the associated field samples.
STLP	- Semi-dynamic Tank Leaching Procedure per EPA Method 1315.
TEF	- Toxic Equivalency Factors: The values assigned to each dioxin and furan to evaluate their toxicity relative to 2,3,7,8-TCDD.
TEQ	- Toxic Equivalent: The measure of a sample's toxicity derived by multiplying each dioxin and furan by its corresponding TEF and then summing the resulting values.
TIC	- Tentatively Identified Compound: A compound that has been identified to be present and is not part of the target compound list (TCL) for the method and/or program. All TICs are qualitatively identified and reported as estimated concentrations.

Report Format: DU Report with 'J' Qualifiers

Project Name:	50 ELMWOOD AVENUE	**Lab Number:**	L2041952
Project Number:	0535-020-001	**Report Date:**	10/12/20

Footnotes

1 - The reference for this analyte should be considered modified since this analyte is absent from the target analyte list of the original method.

Terms

Analytical Method: Both the document from which the method originates and the analytical reference method. (Example: EPA 8260B is shown as 1,8260B.) The codes for the reference method documents are provided in the References section of the Addendum.

Difference: With respect to Total Oxidizable Precursor (TOP) Assay analysis, the difference is defined as the Post-Treatment value minus the Pre-Treatment value.

Final pH: As it pertains to Sample Receipt & Container Information section of the report, Final pH reflects pH of container determined after adjustment at the laboratory, if applicable. If no adjustment required, value reflects Initial pH.

Frozen Date/Time: With respect to Volatile Organics in soil, Frozen Date/Time reflects the date/time at which associated Reagent Water-preserved vials were initially frozen. Note: If frozen date/time is beyond 48 hours from sample collection, value will be reflected in 'bold'.

Initial pH: As it pertains to Sample Receipt & Container Information section of the report, Initial pH reflects pH of container determined upon receipt, if applicable.

PAH Total: With respect to Alkylated PAH analyses, the 'PAHs, Total' result is defined as the summation of results for all or a subset of the following compounds: Naphthalene, C1-C4 Naphthalenes, 2-Methylnaphthalene, 1-Methylnaphthalene, Biphenyl, Acenaphthylene, Acenaphthene, Fluorene, C1-C3 Fluorenes, Phenanthrene, C1-C4 Phenanthrenes/Anthracenes, Anthracene, Fluoranthene, Pyrene, C1-C4 Fluoranthenes/Pyrenes, Benz(a)anthracene, Chrysene, C1-C4 Chrysenes, Benzo(b)fluoranthene, Benzo(j)+(k)fluoranthene, Benzo(e)pyrene, Benzo(a)pyrene, Perylene, Indeno(1,2,3-cd)pyrene, Dibenz(ah)+(ac)anthracene, Benzo(g,h,i)perylene. If a 'Total' result is requested, the results of its individual components will also be reported.

PFAS Total: With respect to PFAS analyses, the 'PFAS, Total (5)' result is defined as the summation of results for: PFHpA, PFHxS, PFOA, PFNA and PFOS. If a 'Total' result is requested, the results of its individual components will also be reported.

The target compound Chlordane (CAS No. 57-74-9) is reported for GC ECD analyses. Per EPA,this compound "refers to a mixture of chlordane isomers, other chlorinated hydrocarbons and numerous other components." (Reference: USEPA Toxicological Review of Chlordane, In Support of Summary Information on the Integrated Risk Information System (IRIS), December 1997.)

Total: With respect to Organic analyses, a 'Total' result is defined as the summation of results for individual isomers or Aroclors. If a 'Total' result is requested, the results of its individual components will also be reported. This is applicable to 'Total' results for methods 8260, 8081 and 8082.

Data Qualifiers

A - Spectra identified as "Aldol Condensates" are byproducts of the extraction/concentration procedures when acetone is introduced in the process.

B - The analyte was detected above the reporting limit in the associated method blank. Flag only applies to associated field samples that have detectable concentrations of the analyte at less than ten times (10x) the concentration found in the blank. For MCP-related projects, flag only applies to associated field samples that have detectable concentrations of the analyte at less than ten times (10x) the concentration found in the blank. For DOD-related projects, flag only applies to associated field samples that have detectable concentrations of the analyte at less than ten times (10x) the concentration found in the blank AND the analyte was detected above one-half the reporting limit (or above the reporting limit for common lab contaminants) in the associated method blank. For NJ-Air-related projects, flag only applies to associated field samples that have detectable concentrations of the analyte above the reporting limit. For NJ-related projects (excluding Air), flag only applies to associated field samples that have detectable concentrations of the analyte, which was detected above the reporting limit in the associated method blank or above five times the reporting limit for common lab contaminants (Phthalates, Acetone, Methylene Chloride, 2-Butanone).

C - Co-elution: The target analyte co-elutes with a known lab standard (i.e. surrogate, internal standards, etc.) for co-extracted analyses.

D - Concentration of analyte was quantified from diluted analysis. Flag only applies to field samples that have detectable concentrations of the analyte.

E - Concentration of analyte exceeds the range of the calibration curve and/or linear range of the instrument.

F - The ratio of quantifier ion response to qualifier ion response falls outside of the laboratory criteria. Results are considered to be an estimated maximum concentration.

G - The concentration may be biased high due to matrix interferences (i.e, co-elution) with non-target compound(s). The result should be considered estimated.

H - The analysis of pH was performed beyond the regulatory-required holding time of 15 minutes from the time of sample collection.

I - The lower value for the two columns has been reported due to obvious interference.

J - Estimated value. The Target analyte concentration is below the quantitation limit (RL), but above the Method Detection Limit (MDL) or Estimated Detection Limit (EDL) for SPME-related analyses. This represents an estimated concentration for Tentatively Identified Compounds (TICs).

M - Reporting Limit (RL) exceeds the MCP CAM Reporting Limit for this analyte.

ND - Not detected at the method detection limit (MDL) for the sample, or estimated detection limit (EDL) for SPME-related analyses.

NJ - Presumptive evidence of compound. This represents an estimated concentration for Tentatively Identified Compounds (TICs), where

Report Format: DU Report with 'J' Qualifiers

Project Name:	50 ELMWOOD AVENUE	**Lab Number:**	L2041952
Project Number:	0535-020-001	**Report Date:**	10/12/20

Data Qualifiers

the identification is based on a mass spectral library search.

P - The RPD between the results for the two columns exceeds the method-specified criteria.

Q - The quality control sample exceeds the associated acceptance criteria. For DOD-related projects, LCS and/or Continuing Calibration Standard exceedences are also qualified on all associated sample results. Note: This flag is not applicable for matrix spike recoveries when the sample concentration is greater than 4x the spike added or for batch duplicate RPD when the sample concentrations are less than 5x the RL. (Metals only.)

R - Analytical results are from sample re-analysis.

RE - Analytical results are from sample re-extraction.

S - Analytical results are from modified screening analysis.

Project Name:	50 ELMWOOD AVENUE	**Lab Number:**	L2041952
Project Number:	0535-020-001	**Report Date:**	10/12/20

REFERENCES

1 Test Methods for Evaluating Solid Waste: Physical/Chemical Methods. EPA SW-846. Third Edition. Updates I - VI, 2018.

121 Standard Methods for the Examination of Water and Wastewater. APHA-AWWA-WEF. Standard Methods Online.

LIMITATION OF LIABILITIES

Alpha Analytical performs services with reasonable care and diligence normal to the analytical testing laboratory industry. In the event of an error, the sole and exclusive responsibility of Alpha Analytical shall be to re-perform the work at it's own expense. In no event shall Alpha Analytical be held liable for any incidental, consequential or special damages, including but not limited to, damages in any way connected with the use of, interpretation of, information or analysis provided by Alpha Analytical.

We strongly urge our clients to comply with EPA protocol regarding sample volume, preservation, cooling, containers, sampling procedures, holding time and splitting of samples in the field.

Certification Information

The following analytes are not included in our Primary NELAP Scope of Accreditation:

Westborough Facility
EPA 624/624.1: m/p-xylene, o-xylene, Naphthalene
EPA 8260C: NPW: 1,2,4,5-Tetramethylbenzene; 4-Ethyltoluene, Azobenzene; SCM: Iodomethane (methyl iodide), 1,2,4,5-Tetramethylbenzene; 4-Ethyltoluene.
EPA 8270D: NPW: Dimethylnaphthalene,1,4-Diphenylhydrazine; SCM: Dimethylnaphthalene,1,4-Diphenylhydrazine.
SM4500: NPW: Amenable Cyanide; SCM: Total Phosphorus, TKN, NO2, NO3.

Mansfield Facility
SM 2540D: TSS
EPA 8082A: NPW: PCB: 1, 5, 31, 87,101, 110, 141, 151, 153, 180, 183, 187.
EPA TO-15: Halothane, 2,4,4-Trimethyl-2-pentene, 2,4,4-Trimethyl-1-pentene, Thiophene, 2-Methylthiophene, 3-Methylthiophene, 2-Ethylthiophene, 1,2,3-Trimethylbenzene, Indan, Indene, 1,2,4,5-Tetramethylbenzene, Benzothiophene, 1-Methylnaphthalene.
EPA TO-12 Non-methane organics
EPA 3C Fixed gases
Biological Tissue Matrix: EPA 3050B

The following analytes are included in our Massachusetts DEP Scope of Accreditation

Westborough Facility:

Drinking Water
EPA 300.0: Chloride, Nitrate-N, Fluoride, Sulfate; **EPA 353.2**: Nitrate-N, Nitrite-N; **SM4500NO3-F**: Nitrate-N, Nitrite-N; **SM4500F-C, SM4500CN-CE, EPA 180.1, SM2130B, SM4500Cl-D, SM2320B, SM2540C, SM4500H-B, SM4500NO2-B**
EPA 332: Perchlorate; **EPA 524.2:** THMs and VOCs; **EPA 504.1:** EDB, DBCP.
Microbiology: **SM9215B; SM9223-P/A, SM9223B-Colilert-QT,SM9222D**.

Non-Potable Water
SM4500H,B, EPA 120.1, SM2510B, SM2540C, SM2320B, SM4500CL-E, SM4500F-BC, SM4500NH3-BH: Ammonia-N and Kjeldahl-N, **EPA 350.1**: Ammonia-N, **LACHAT 10-107-06-1-B**: Ammonia-N, **EPA 351.1, SM4500NO3-F, EPA 353.2**: Nitrate-N**, SM4500P-E, SM4500P-B, E, SM4500SO4-E, SM5220D, EPA 410.4, SM5210B, SM5310C, SM4500CL-D, EPA 1664, EPA 420.1, SM4500-CN-CE, SM2540D, EPA 300: Chloride, Sulfate, Nitrate.**
EPA 624.1: Volatile Halocarbons & Aromatics,
EPA 608.3: Chlordane, Toxaphene, Aldrin, alpha-BHC, beta-BHC, gamma-BHC, delta-BHC, Dieldrin, DDD, DDE, DDT, Endosulfan I, Endosulfan II, Endosulfan sulfate, Endrin, Endrin Aldehyde, Heptachlor, Heptachlor Epoxide, PCBs
EPA 625.1: SVOC (Acid/Base/Neutral Extractables), **EPA 600/4-81-045**: PCB-Oil.
Microbiology: **SM9223B-Colilert-QT; Enterolert-QT, SM9221E, EPA 1600, EPA 1603.**

Mansfield Facility:

Drinking Water
EPA 200.7: Al, Ba, Cd, Cr, Cu, Fe, Mn, Ni, Na, Ag, Ca, Zn. **EPA 200.8:** Al, Sb, As, Ba, Be, Cd, Cr, Cu, Pb, Mn, Ni, Se, Ag, TL, Zn. **EPA 245.1** Hg.
EPA 522.

Non-Potable Water
EPA 200.7: Al, Sb, As, Be, Cd, Ca, Cr, Co, Cu, Fe, Pb, Mg, Mn, Mo, Ni, K, Se, Ag, Na, Sr, TL, Ti, V, Zn.
EPA 200.8: Al, Sb**,** As, Be, Cd, Cr, Cu, Fe, Pb, Mn, Ni, K, Se, Ag, Na, TL, Zn.
EPA 245.1 Hg.
SM2340B

For a complete listing of analytes and methods, please contact your Alpha Project Manager.

NEW YORK CHAIN OF CUSTODY

ALPHA ANALYTICAL

Westborough, MA 01581
8 Walkup Dr.
TEL: 508-898-9220
FAX: 508-898-9193

Mansfield, MA 02048
320 Forbes Blvd
TEL: 508-822-9300
FAX: 508-822-3288

Service Centers
Mahwah, NJ 07430: 35 Whitney Rd, Suite 5
Albany, NY 12205: 14 Walker Way
Tonawanda, NY 14150: 275 Cooper Ave, Suite 105

Page 1 of 1

Date Rec'd in Lab: 10/3/20

ALPHA Job #: L2041952

Client Information

Client: Benchmark Environmental
Address: 2558 Hamburg Turnpike
Phone: 716-856-0635
Fax: 716-856-0583
Email: CKanaley@bm-tk.com

Project Information

Project Name: 50 Elmwood Ave
Project Location: Lockport, NY
Project #: 0535-020-001
(Use Project name as Project #)
Project Manager: Christopher Boron
ALPHAQuote #:

Turn-Around Time

Standard ☐ Due Date:
Rush (only if pre approved) ☐ # of Days:

Deliverables

☐ ASP-A ☐ ASP-B
☐ EQuIS (1 File) ☐ EQuIS (4 File)
☐ Other

Regulatory Requirement

☐ NY TOGS ☐ NY Part 375
☐ AWQ Standards ☐ NY CP-51
☐ NY Restricted Use ☐ Other
☐ NY Unrestricted Use
☐ NYC Sewer Discharge

Billing Information

☐ Same as Client Info
PO #

Disposal Site Information

Please identify below location of applicable disposal facilities.
Disposal Facility:
☐ NJ ☐ NY
☐ Other:

These samples have been previously analyzed by Alpha ☐

Other project specific requirements/comments:

Cat B

Please specify Metals or TAL.

ANALYSIS

Sample Filtration
☐ Done
☐ Lab to do
Preservation
☐ Lab to do
(Please Specify below)

ALPHA Lab ID (Lab Use Only)	Sample ID	Collection Date	Collection Time	Sample Matrix	Sampler's Initials	TCL SVOC 8270	Total metals Total Hg (6010/7471)	Total Solids	Total Bottle	Sample Specific Comments
41952-01	TP-12 1-3 FT	10/1/20	1000	Soil	CNK	1	1	1		
-02	TP-16 1-2.5 FT	10/1/20	1250	Soil	CNK	1	1	1		
-03	TP-16 2.5-4 FT	10/1/20	1250	Soil	CNK	1	1	1		
-04	TP-16 4-5 FT	10/1/20	1250	Soil	CNK	1	1	1		
-05	TP-20 0.5-3.5 FT	10/1/20	1550	Soil	CNK	1	1	1		

Container Type	A	A	P
Preservative	A	A	A

Preservative Code:
A = None
B = HCl
C = HNO_3
D = H_2SO_4
E = NaOH
F = MeOH
G = $NaHSO_4$
H = $Na_2S_2O_3$
K/E = Zn Ac/NaOH
O = Other

Container Code
P = Plastic
A = Amber Glass
V = Vial
G = Glass
B = Bacteria Cup
C = Cube
O = Other
E = Encore
D = BOD Bottle

Westboro: Certification No: MA935
Mansfield: Certification No: MA015

Relinquished By:	Date/Time	Received By:	Date/Time
Christopher Kanaley	10/2/20 11:18	[illegible]	10/2/20 11:18
[illegible]	10/2/20 1330	Hope Pronsa	10/3/20 02:15

Please print clearly, legibly and completely. Samples can not be logged in and turnaround time clock will not start until any ambiguities are resolved. BY EXECUTING THIS COC, THE CLIENT HAS READ AND AGREES TO BE BOUND BY ALPHA'S TERMS & CONDITIONS. (See reverse side.)

Form No: 01-25 HC (rev. 30-Sept-2013)

ANALYTICAL REPORT

Lab Number:	L2042138
Client:	Benchmark & Turnkey Companies 2558 Hamburg Turnpike Suite 300 Buffalo, NY 14218
ATTN:	Chris Boron
Phone:	(716) 856-0599
Project Name:	50 ELMWOOD AVENUE
Project Number:	0535-020-001
Report Date:	10/12/20

The original project report/data package is held by Alpha Analytical. This report/data package is paginated and should be reproduced only in its entirety. Alpha Analytical holds no responsibility for results and/or data that are not consistent with the original.

Certifications & Approvals: MA (M-MA086), NH NELAP (2064), CT (PH-0574), IL (200077), ME (MA00086), MD (348), NJ (MA935), NY (11148), NC (25700/666), PA (68-03671), RI (LAO00065), TX (T104704476), VT (VT-0935), VA (460195), USDA (Permit #P330-17-00196).

Eight Walkup Drive, Westborough, MA 01581-1019
508-898-9220 (Fax) 508-898-9193 800-624-9220 - www.alphalab.com

Project Name: 50 ELMWOOD AVENUE
Project Number: 0535-020-001

Lab Number: L2042138
Report Date: 10/12/20

Alpha Sample ID	Client ID	Matrix	Sample Location	Collection Date/Time	Receive Date
L2042138-01	TP-23 2-4 FT	SOIL	LOCKPORT,NY	10/02/20 11:30	10/02/20
L2042138-02	TP-25 2-4 FT	SOIL	LOCKPORT,NY	10/02/20 10:20	10/02/20
L2042138-03	TP-26 2-3 FT	SOIL	LOCKPORT,NY	10/02/20 12:15	10/02/20
L2042138-04	TP-29 5-6 FT	SOIL	LOCKPORT,NY	10/02/20 15:08	10/02/20
L2042138-05	TP-29 7-8 FT	SOIL	LOCKPORT,NY	10/02/20 15:52	10/02/20
L2042138-06	BLIND DUP #1	SOIL	LOCKPORT,NY	10/02/20 16:00	10/02/20

Project Name:	50 ELMWOOD AVENUE	**Lab Number:**	L2042138
Project Number:	0535-020-001	**Report Date:**	10/12/20

Case Narrative

The samples were received in accordance with the Chain of Custody and no significant deviations were encountered during the preparation or analysis unless otherwise noted. Sample Receipt, Container Information, and the Chain of Custody are located at the back of the report.

Results contained within this report relate only to the samples submitted under this Alpha Lab Number and meet NELAP requirements for all NELAP accredited parameters unless otherwise noted in the following narrative. The data presented in this report is organized by parameter (i.e. VOC, SVOC, etc.). Sample specific Quality Control data (i.e. Surrogate Spike Recovery) is reported at the end of the target analyte list for each individual sample, followed by the Laboratory Batch Quality Control at the end of each parameter. Tentatively Identified Compounds (TICs), if requested, are reported for compounds identified to be present and are not part of the method/program Target Compound List, even if only a subset of the TCL are being reported. If a sample was re-analyzed or re-extracted due to a required quality control corrective action and if both sets of data are reported, the Laboratory ID of the re-analysis or re-extraction is designated with an "R" or "RE", respectively.

When multiple Batch Quality Control elements are reported (e.g. more than one LCS), the associated samples for each element are noted in the grey shaded header line of each data table. Any Laboratory Batch, Sample Specific % recovery or RPD value that is outside the listed Acceptance Criteria is bolded in the report. In reference to questions H (CAM) or 4 (RCP) when "NO" is checked, the performance criteria for CAM and RCP methods allow for some quality control failures to occur and still be within method compliance. In these instances, the specific failure is not narrated but noted in the associated QC Outlier Summary Report, located directly after the Case Narrative. QC information is also incorporated in the Data Usability Assessment table (Format 11) of our Data Merger tool, where it can be reviewed in conjunction with the sample result, associated regulatory criteria and any associated data usability implications.

Soil/sediments, solids and tissues are reported on a dry weight basis unless otherwise noted. Definitions of all data qualifiers and acronyms used in this report are provided in the Glossary located at the back of the report.

HOLD POLICY - For samples submitted on hold, Alpha's policy is to hold samples (with the exception of Air canisters) free of charge for 21 calendar days from the date the project is completed. After 21 calendar days, we will dispose of all samples submitted including those put on hold unless you have contacted your Alpha Project Manager and made arrangements for Alpha to continue to hold the samples. Air canisters will be disposed after 3 business days from the date the project is completed.

Please contact Project Management at 800-624-9220 with any questions.

Project Name: 50 ELMWOOD AVENUE **Lab Number:** L2042138
Project Number: 0535-020-001 **Report Date:** 10/12/20

Case Narrative (continued)

Report Submission
All non-detect (ND) or estimated concentrations (J-qualified) have been quantitated to the limit noted in the MDL column.

Sample Receipt
L2042138-06: The collection time was specified by the client.

Volatile Organics
L2042138-04: The surrogate recovery is outside the acceptance criteria for 4-bromofluorobenzene (253%); however, the sample was not re-analyzed due to coelution with an obvious interference. A copy of the chromatogram is included as an attachment to this report.

Semivolatile Organics
The WG1417945-4/-5 MS/MSD recoveries, performed on L2042138-04, are below the acceptance criteria for 2,4-dinitrophenol (0%/0%) and and caprolactam (0%/0%) due to the concentration of this compound in the MS/MSD falling below the reported detection limit.

Total Metals
L2042138-01 through -06: The sample has elevated detection limits for all elements, with the exception of mercury, due to the dilution required by matrix interferences encountered during analysis.
The WG1418828-3/-4 MS/MSD recoveries for aluminum (465%/0%), calcium (0%/904%), iron (1200%/0%) and manganese (74%/129%), performed on L2042138-04, do not apply because the sample concentrations are greater than four times the spike amounts added.
The WG1418828-3/-4 MS/MSD recoveries, performed on L2042138-04, are outside the acceptance criteria for antimony (61%/64%). A post digestion spike was performed and was within acceptance criteria.
The WG1418828-4 MSD recovery, performed on L2042138-04, is outside the acceptance criteria for nickel (72%). A post digestion spike was performed and yielded an unacceptable recovery for nickel (78%). The serial

Project Name: 50 ELMWOOD AVENUE **Lab Number:** L2042138
Project Number: 0535-020-001 **Report Date:** 10/12/20

Case Narrative (continued)

dilution recovery was not applicable; therefore, this element fails the matrix test and the result reported in the native sample should be considered estimated.
The WG1418828-3/-4 MS/MSD RPD for iron (21%), performed on L2042138-04, is above the acceptance criteria.

Cyanide, Total
The WG1418270-2/-3 LCS/LCSD recoveries for cyanide, total (68%/55%), associated with L2042138-01, -04, -05, and -06, are outside our in-house acceptance criteria, but within the vendor-certified acceptance limits. The results of the original analyses are reported.
The WG1418270-5 MSD recovery, performed on L2042138-04, is outside the acceptance criteria for cyanide, total (65%); however, the associated LCS recovery is within criteria. No further action was taken.

I, the undersigned, attest under the pains and penalties of perjury that, to the best of my knowledge and belief and based upon my personal inquiry of those responsible for providing the information contained in this analytical report, such information is accurate and complete. This certificate of analysis is not complete unless this page accompanies any and all pages of this report.

Authorized Signature: Jennifer L Clements

Title: Technical Director/Representative Date: 10/12/20

ORGANICS

VOLATILES

Project Name: 50 ELMWOOD AVENUE **Lab Number:** L2042138

Project Number: 0535-020-001 **Report Date:** 10/12/20

SAMPLE RESULTS

Lab ID: L2042138-01
Client ID: TP-23 2-4 FT
Sample Location: LOCKPORT,NY

Date Collected: 10/02/20 11:30
Date Received: 10/02/20
Field Prep: Not Specified

Sample Depth:
Matrix: Soil
Analytical Method: 1,8260C
Analytical Date: 10/08/20 13:08
Analyst: MKS
Percent Solids: 81%

Parameter	Result	Qualifier	Units	RL	MDL	Dilution Factor
Volatile Organics by EPA 5035 Low - Westborough Lab						
Methylene chloride	ND		ug/kg	10	4.7	1
1,1-Dichloroethane	ND		ug/kg	2.1	0.30	1
Chloroform	ND		ug/kg	3.1	0.29	1
Carbon tetrachloride	ND		ug/kg	2.1	0.48	1
1,2-Dichloropropane	ND		ug/kg	2.1	0.26	1
Dibromochloromethane	ND		ug/kg	2.1	0.29	1
1,1,2-Trichloroethane	ND		ug/kg	2.1	0.55	1
Tetrachloroethene	ND		ug/kg	1.0	0.40	1
Chlorobenzene	ND		ug/kg	1.0	0.26	1
Trichlorofluoromethane	ND		ug/kg	8.3	1.4	1
1,2-Dichloroethane	ND		ug/kg	2.1	0.53	1
1,1,1-Trichloroethane	ND		ug/kg	1.0	0.34	1
Bromodichloromethane	ND		ug/kg	1.0	0.22	1
trans-1,3-Dichloropropene	ND		ug/kg	2.1	0.56	1
cis-1,3-Dichloropropene	ND		ug/kg	1.0	0.33	1
Bromoform	ND		ug/kg	8.3	0.51	1
1,1,2,2-Tetrachloroethane	ND		ug/kg	1.0	0.34	1
Benzene	ND		ug/kg	1.0	0.34	1
Toluene	ND		ug/kg	2.1	1.1	1
Ethylbenzene	ND		ug/kg	2.1	0.29	1
Chloromethane	ND		ug/kg	8.3	1.9	1
Bromomethane	ND		ug/kg	4.1	1.2	1
Vinyl chloride	ND		ug/kg	2.1	0.69	1
Chloroethane	ND		ug/kg	4.1	0.93	1
1,1-Dichloroethene	ND		ug/kg	2.1	0.49	1
trans-1,2-Dichloroethene	ND		ug/kg	3.1	0.28	1
Trichloroethene	ND		ug/kg	1.0	0.28	1
1,2-Dichlorobenzene	ND		ug/kg	4.1	0.30	1

Project Name: 50 ELMWOOD AVENUE **Lab Number:** L2042138

Project Number: 0535-020-001 **Report Date:** 10/12/20

SAMPLE RESULTS

Lab ID: L2042138-01 Date Collected: 10/02/20 11:30

Client ID: TP-23 2-4 FT Date Received: 10/02/20

Sample Location: LOCKPORT,NY Field Prep: Not Specified

Sample Depth:

Parameter	Result	Qualifier	Units	RL	MDL	Dilution Factor
Volatile Organics by EPA 5035 Low - Westborough Lab						
1,3-Dichlorobenzene	ND		ug/kg	4.1	0.30	1
1,4-Dichlorobenzene	ND		ug/kg	4.1	0.35	1
Methyl tert butyl ether	ND		ug/kg	4.1	0.42	1
p/m-Xylene	ND		ug/kg	4.1	1.2	1
o-Xylene	ND		ug/kg	2.1	0.60	1
cis-1,2-Dichloroethene	ND		ug/kg	2.1	0.36	1
Styrene	ND		ug/kg	2.1	0.40	1
Dichlorodifluoromethane	ND		ug/kg	21	1.9	1
Acetone	ND		ug/kg	21	9.9	1
Carbon disulfide	ND		ug/kg	21	9.4	1
2-Butanone	ND		ug/kg	21	4.6	1
4-Methyl-2-pentanone	ND		ug/kg	21	2.6	1
2-Hexanone	ND		ug/kg	21	2.4	1
Bromochloromethane	ND		ug/kg	4.1	0.42	1
1,2-Dibromoethane	ND		ug/kg	2.1	0.58	1
1,2-Dibromo-3-chloropropane	ND		ug/kg	6.2	2.1	1
Isopropylbenzene	ND		ug/kg	2.1	0.22	1
1,2,3-Trichlorobenzene	ND		ug/kg	4.1	0.66	1
1,2,4-Trichlorobenzene	ND		ug/kg	4.1	0.56	1
Methyl Acetate	ND		ug/kg	8.3	2.0	1
Cyclohexane	ND		ug/kg	21	1.1	1
1,4-Dioxane	ND		ug/kg	160	72.	1
Freon-113	ND		ug/kg	8.3	1.4	1
Methyl cyclohexane	ND		ug/kg	8.3	1.2	1

Surrogate	% Recovery	Qualifier	Acceptance Criteria
1,2-Dichloroethane-d4	108		70-130
Toluene-d8	112		70-130
4-Bromofluorobenzene	116		70-130
Dibromofluoromethane	115		70-130

Project Name: 50 ELMWOOD AVENUE
Project Number: 0535-020-001
Lab Number: L2042138
Report Date: 10/12/20

SAMPLE RESULTS

Lab ID: L2042138-04
Client ID: TP-29 5-6 FT
Sample Location: LOCKPORT,NY
Date Collected: 10/02/20 15:08
Date Received: 10/02/20
Field Prep: Not Specified

Sample Depth:
Matrix: Soil
Analytical Method: 1,8260C
Analytical Date: 10/08/20 14:32
Analyst: MKS
Percent Solids: 84%

Parameter	Result	Qualifier	Units	RL	MDL	Dilution Factor
Volatile Organics by EPA 5035 Low - Westborough Lab						
Methylene chloride	ND		ug/kg	7.6	3.5	1
1,1-Dichloroethane	ND		ug/kg	1.5	0.22	1
Chloroform	ND		ug/kg	2.3	0.21	1
Carbon tetrachloride	ND		ug/kg	1.5	0.35	1
1,2-Dichloropropane	ND		ug/kg	1.5	0.19	1
Dibromochloromethane	ND		ug/kg	1.5	0.21	1
1,1,2-Trichloroethane	ND		ug/kg	1.5	0.40	1
Tetrachloroethene	ND		ug/kg	0.76	0.30	1
Chlorobenzene	ND		ug/kg	0.76	0.19	1
Trichlorofluoromethane	ND		ug/kg	6.1	1.0	1
1,2-Dichloroethane	ND		ug/kg	1.5	0.39	1
1,1,1-Trichloroethane	ND		ug/kg	0.76	0.25	1
Bromodichloromethane	ND		ug/kg	0.76	0.16	1
trans-1,3-Dichloropropene	ND		ug/kg	1.5	0.41	1
cis-1,3-Dichloropropene	ND		ug/kg	0.76	0.24	1
Bromoform	ND		ug/kg	6.1	0.37	1
1,1,2,2-Tetrachloroethane	ND		ug/kg	0.76	0.25	1
Benzene	ND		ug/kg	0.76	0.25	1
Toluene	ND		ug/kg	1.5	0.82	1
Ethylbenzene	ND		ug/kg	1.5	0.21	1
Chloromethane	ND		ug/kg	6.1	1.4	1
Bromomethane	ND		ug/kg	3.0	0.88	1
Vinyl chloride	ND		ug/kg	1.5	0.51	1
Chloroethane	ND		ug/kg	3.0	0.69	1
1,1-Dichloroethene	ND		ug/kg	1.5	0.36	1
trans-1,2-Dichloroethene	ND		ug/kg	2.3	0.21	1
Trichloroethene	ND		ug/kg	0.76	0.21	1
1,2-Dichlorobenzene	ND		ug/kg	3.0	0.22	1

Project Name: 50 ELMWOOD AVENUE **Lab Number:** L2042138

Project Number: 0535-020-001 **Report Date:** 10/12/20

SAMPLE RESULTS

Lab ID: L2042138-04 Date Collected: 10/02/20 15:08

Client ID: TP-29 5-6 FT Date Received: 10/02/20

Sample Location: LOCKPORT,NY Field Prep: Not Specified

Sample Depth:

Parameter	Result	Qualifier	Units	RL	MDL	Dilution Factor
Volatile Organics by EPA 5035 Low - Westborough Lab						
1,3-Dichlorobenzene	ND		ug/kg	3.0	0.22	1
1,4-Dichlorobenzene	ND		ug/kg	3.0	0.26	1
Methyl tert butyl ether	ND		ug/kg	3.0	0.30	1
p/m-Xylene	ND		ug/kg	3.0	0.85	1
o-Xylene	ND		ug/kg	1.5	0.44	1
cis-1,2-Dichloroethene	ND		ug/kg	1.5	0.27	1
Styrene	ND		ug/kg	1.5	0.30	1
Dichlorodifluoromethane	ND		ug/kg	15	1.4	1
Acetone	19		ug/kg	15	7.3	1
Carbon disulfide	ND		ug/kg	15	6.9	1
2-Butanone	ND		ug/kg	15	3.4	1
4-Methyl-2-pentanone	ND		ug/kg	15	1.9	1
2-Hexanone	ND		ug/kg	15	1.8	1
Bromochloromethane	ND		ug/kg	3.0	0.31	1
1,2-Dibromoethane	ND		ug/kg	1.5	0.42	1
1,2-Dibromo-3-chloropropane	ND		ug/kg	4.6	1.5	1
Isopropylbenzene	0.48	J	ug/kg	1.5	0.16	1
1,2,3-Trichlorobenzene	ND		ug/kg	3.0	0.49	1
1,2,4-Trichlorobenzene	ND		ug/kg	3.0	0.41	1
Methyl Acetate	ND		ug/kg	6.1	1.4	1
Cyclohexane	ND		ug/kg	15	0.83	1
1,4-Dioxane	ND		ug/kg	120	53.	1
Freon-113	ND		ug/kg	6.1	1.0	1
Methyl cyclohexane	3.1	J	ug/kg	6.1	0.92	1

Surrogate	% Recovery	Qualifier	Acceptance Criteria
1,2-Dichloroethane-d4	98		70-130
Toluene-d8	104		70-130
4-Bromofluorobenzene	**253**	Q	70-130
Dibromofluoromethane	116		70-130

Project Name: 50 ELMWOOD AVENUE **Lab Number:** L2042138

Project Number: 0535-020-001 **Report Date:** 10/12/20

SAMPLE RESULTS

Lab ID: L2042138-05
Client ID: TP-29 7-8 FT
Sample Location: LOCKPORT,NY

Date Collected: 10/02/20 15:52
Date Received: 10/02/20
Field Prep: Not Specified

Sample Depth:
Matrix: Soil
Analytical Method: 1,8260C
Analytical Date: 10/08/20 13:50
Analyst: MKS
Percent Solids: 88%

Parameter	Result	Qualifier	Units	RL	MDL	Dilution Factor
Volatile Organics by EPA 5035 Low - Westborough Lab						
Methylene chloride	ND		ug/kg	4.1	1.9	1
1,1-Dichloroethane	ND		ug/kg	0.83	0.12	1
Chloroform	ND		ug/kg	1.2	0.12	1
Carbon tetrachloride	ND		ug/kg	0.83	0.19	1
1,2-Dichloropropane	ND		ug/kg	0.83	0.10	1
Dibromochloromethane	ND		ug/kg	0.83	0.12	1
1,1,2-Trichloroethane	ND		ug/kg	0.83	0.22	1
Tetrachloroethene	ND		ug/kg	0.41	0.16	1
Chlorobenzene	ND		ug/kg	0.41	0.10	1
Trichlorofluoromethane	ND		ug/kg	3.3	0.58	1
1,2-Dichloroethane	ND		ug/kg	0.83	0.21	1
1,1,1-Trichloroethane	ND		ug/kg	0.41	0.14	1
Bromodichloromethane	ND		ug/kg	0.41	0.09	1
trans-1,3-Dichloropropene	ND		ug/kg	0.83	0.23	1
cis-1,3-Dichloropropene	ND		ug/kg	0.41	0.13	1
Bromoform	ND		ug/kg	3.3	0.20	1
1,1,2,2-Tetrachloroethane	ND		ug/kg	0.41	0.14	1
Benzene	ND		ug/kg	0.41	0.14	1
Toluene	ND		ug/kg	0.83	0.45	1
Ethylbenzene	ND		ug/kg	0.83	0.12	1
Chloromethane	ND		ug/kg	3.3	0.77	1
Bromomethane	ND		ug/kg	1.6	0.48	1
Vinyl chloride	ND		ug/kg	0.83	0.28	1
Chloroethane	ND		ug/kg	1.6	0.37	1
1,1-Dichloroethene	ND		ug/kg	0.83	0.20	1
trans-1,2-Dichloroethene	ND		ug/kg	1.2	0.11	1
Trichloroethene	ND		ug/kg	0.41	0.11	1
1,2-Dichlorobenzene	ND		ug/kg	1.6	0.12	1

Project Name: 50 ELMWOOD AVENUE **Lab Number:** L2042138

Project Number: 0535-020-001 **Report Date:** 10/12/20

SAMPLE RESULTS

Lab ID: L2042138-05 Date Collected: 10/02/20 15:52

Client ID: TP-29 7-8 FT Date Received: 10/02/20

Sample Location: LOCKPORT,NY Field Prep: Not Specified

Sample Depth:

Parameter	Result	Qualifier	Units	RL	MDL	Dilution Factor
Volatile Organics by EPA 5035 Low - Westborough Lab						
1,3-Dichlorobenzene	ND		ug/kg	1.6	0.12	1
1,4-Dichlorobenzene	ND		ug/kg	1.6	0.14	1
Methyl tert butyl ether	ND		ug/kg	1.6	0.17	1
p/m-Xylene	ND		ug/kg	1.6	0.46	1
o-Xylene	ND		ug/kg	0.83	0.24	1
cis-1,2-Dichloroethene	ND		ug/kg	0.83	0.14	1
Styrene	ND		ug/kg	0.83	0.16	1
Dichlorodifluoromethane	ND		ug/kg	8.3	0.76	1
Acetone	12		ug/kg	8.3	4.0	1
Carbon disulfide	ND		ug/kg	8.3	3.8	1
2-Butanone	ND		ug/kg	8.3	1.8	1
4-Methyl-2-pentanone	ND		ug/kg	8.3	1.1	1
2-Hexanone	ND		ug/kg	8.3	0.98	1
Bromochloromethane	ND		ug/kg	1.6	0.17	1
1,2-Dibromoethane	ND		ug/kg	0.83	0.23	1
1,2-Dibromo-3-chloropropane	ND		ug/kg	2.5	0.83	1
Isopropylbenzene	ND		ug/kg	0.83	0.09	1
1,2,3-Trichlorobenzene	ND		ug/kg	1.6	0.27	1
1,2,4-Trichlorobenzene	ND		ug/kg	1.6	0.22	1
Methyl Acetate	ND		ug/kg	3.3	0.79	1
Cyclohexane	ND		ug/kg	8.3	0.45	1
1,4-Dioxane	ND		ug/kg	66	29.	1
Freon-113	ND		ug/kg	3.3	0.57	1
Methyl cyclohexane	ND		ug/kg	3.3	0.50	1

Surrogate	% Recovery	Qualifier	Acceptance Criteria
1,2-Dichloroethane-d4	110		70-130
Toluene-d8	94		70-130
4-Bromofluorobenzene	130		70-130
Dibromofluoromethane	122		70-130

Project Name: 50 ELMWOOD AVENUE **Lab Number:** L2042138

Project Number: 0535-020-001 **Report Date:** 10/12/20

SAMPLE RESULTS

Lab ID: L2042138-06
Client ID: BLIND DUP #1
Sample Location: LOCKPORT,NY

Date Collected: 10/02/20 16:00
Date Received: 10/02/20
Field Prep: Not Specified

Sample Depth:
Matrix: Soil
Analytical Method: 1,8260C
Analytical Date: 10/08/20 03:56
Analyst: JC
Percent Solids: 76%

Parameter	Result	Qualifier	Units	RL	MDL	Dilution Factor
Volatile Organics by EPA 5035 Low - Westborough Lab						
Methylene chloride	ND		ug/kg	4.8	2.2	1
1,1-Dichloroethane	ND		ug/kg	0.96	0.14	1
Chloroform	ND		ug/kg	1.4	0.14	1
Carbon tetrachloride	ND		ug/kg	0.96	0.22	1
1,2-Dichloropropane	ND		ug/kg	0.96	0.12	1
Dibromochloromethane	ND		ug/kg	0.96	0.14	1
1,1,2-Trichloroethane	ND		ug/kg	0.96	0.26	1
Tetrachloroethene	ND		ug/kg	0.48	0.19	1
Chlorobenzene	ND		ug/kg	0.48	0.12	1
Trichlorofluoromethane	ND		ug/kg	3.8	0.67	1
1,2-Dichloroethane	ND		ug/kg	0.96	0.25	1
1,1,1-Trichloroethane	ND		ug/kg	0.48	0.16	1
Bromodichloromethane	ND		ug/kg	0.48	0.10	1
trans-1,3-Dichloropropene	ND		ug/kg	0.96	0.26	1
cis-1,3-Dichloropropene	ND		ug/kg	0.48	0.15	1
Bromoform	ND		ug/kg	3.8	0.24	1
1,1,2,2-Tetrachloroethane	ND		ug/kg	0.48	0.16	1
Benzene	ND		ug/kg	0.48	0.16	1
Toluene	ND		ug/kg	0.96	0.52	1
Ethylbenzene	ND		ug/kg	0.96	0.14	1
Chloromethane	ND		ug/kg	3.8	0.90	1
Bromomethane	ND		ug/kg	1.9	0.56	1
Vinyl chloride	ND		ug/kg	0.96	0.32	1
Chloroethane	ND		ug/kg	1.9	0.44	1
1,1-Dichloroethene	ND		ug/kg	0.96	0.23	1
trans-1,2-Dichloroethene	ND		ug/kg	1.4	0.13	1
Trichloroethene	ND		ug/kg	0.48	0.13	1
1,2-Dichlorobenzene	ND		ug/kg	1.9	0.14	1

Project Name: 50 ELMWOOD AVENUE **Lab Number:** L2042138

Project Number: 0535-020-001 **Report Date:** 10/12/20

SAMPLE RESULTS

Lab ID: L2042138-06 Date Collected: 10/02/20 16:00

Client ID: BLIND DUP #1 Date Received: 10/02/20

Sample Location: LOCKPORT,NY Field Prep: Not Specified

Sample Depth:

Parameter	Result	Qualifier	Units	RL	MDL	Dilution Factor
Volatile Organics by EPA 5035 Low - Westborough Lab						
1,3-Dichlorobenzene	ND		ug/kg	1.9	0.14	1
1,4-Dichlorobenzene	ND		ug/kg	1.9	0.16	1
Methyl tert butyl ether	ND		ug/kg	1.9	0.19	1
p/m-Xylene	ND		ug/kg	1.9	0.54	1
o-Xylene	ND		ug/kg	0.96	0.28	1
cis-1,2-Dichloroethene	ND		ug/kg	0.96	0.17	1
Styrene	ND		ug/kg	0.96	0.19	1
Dichlorodifluoromethane	ND		ug/kg	9.6	0.88	1
Acetone	ND		ug/kg	9.6	4.6	1
Carbon disulfide	ND		ug/kg	9.6	4.4	1
2-Butanone	ND		ug/kg	9.6	2.1	1
4-Methyl-2-pentanone	ND		ug/kg	9.6	1.2	1
2-Hexanone	ND		ug/kg	9.6	1.1	1
Bromochloromethane	ND		ug/kg	1.9	0.20	1
1,2-Dibromoethane	ND		ug/kg	0.96	0.27	1
1,2-Dibromo-3-chloropropane	ND		ug/kg	2.9	0.96	1
Isopropylbenzene	ND		ug/kg	0.96	0.10	1
1,2,3-Trichlorobenzene	ND		ug/kg	1.9	0.31	1
1,2,4-Trichlorobenzene	ND		ug/kg	1.9	0.26	1
Methyl Acetate	ND		ug/kg	3.8	0.92	1
Cyclohexane	ND		ug/kg	9.6	0.52	1
1,4-Dioxane	ND		ug/kg	77	34.	1
Freon-113	ND		ug/kg	3.8	0.67	1
Methyl cyclohexane	ND		ug/kg	3.8	0.58	1

Surrogate	% Recovery	Qualifier	Acceptance Criteria
1,2-Dichloroethane-d4	93		70-130
Toluene-d8	97		70-130
4-Bromofluorobenzene	114		70-130
Dibromofluoromethane	93		70-130

Project Name: 50 ELMWOOD AVENUE **Lab Number:** L2042138

Project Number: 0535-020-001 **Report Date:** 10/12/20

Method Blank Analysis
Batch Quality Control

Analytical Method: 1,8260C
Analytical Date: 10/07/20 19:45
Analyst: MKS

Parameter	Result	Qualifier	Units	RL	MDL
Volatile Organics by EPA 5035 Low - Westborough Lab for sample(s): 06 Batch: WG1419483-10					
Methylene chloride	ND		ug/kg	5.0	2.3
1,1-Dichloroethane	ND		ug/kg	1.0	0.14
Chloroform	ND		ug/kg	1.5	0.14
Carbon tetrachloride	ND		ug/kg	1.0	0.23
1,2-Dichloropropane	ND		ug/kg	1.0	0.12
Dibromochloromethane	ND		ug/kg	1.0	0.14
1,1,2-Trichloroethane	ND		ug/kg	1.0	0.27
Tetrachloroethene	ND		ug/kg	0.50	0.20
Chlorobenzene	ND		ug/kg	0.50	0.13
Trichlorofluoromethane	ND		ug/kg	4.0	0.70
1,2-Dichloroethane	ND		ug/kg	1.0	0.26
1,1,1-Trichloroethane	ND		ug/kg	0.50	0.17
Bromodichloromethane	ND		ug/kg	0.50	0.11
trans-1,3-Dichloropropene	ND		ug/kg	1.0	0.27
cis-1,3-Dichloropropene	ND		ug/kg	0.50	0.16
Bromoform	ND		ug/kg	4.0	0.25
1,1,2,2-Tetrachloroethane	ND		ug/kg	0.50	0.17
Benzene	ND		ug/kg	0.50	0.17
Toluene	ND		ug/kg	1.0	0.54
Ethylbenzene	ND		ug/kg	1.0	0.14
Chloromethane	ND		ug/kg	4.0	0.93
Bromomethane	ND		ug/kg	2.0	0.58
Vinyl chloride	ND		ug/kg	1.0	0.34
Chloroethane	ND		ug/kg	2.0	0.45
1,1-Dichloroethene	ND		ug/kg	1.0	0.24
trans-1,2-Dichloroethene	ND		ug/kg	1.5	0.14
Trichloroethene	ND		ug/kg	0.50	0.14
1,2-Dichlorobenzene	ND		ug/kg	2.0	0.14
1,3-Dichlorobenzene	ND		ug/kg	2.0	0.15

Project Name: 50 ELMWOOD AVENUE **Lab Number:** L2042138

Project Number: 0535-020-001 **Report Date:** 10/12/20

Method Blank Analysis
Batch Quality Control

Analytical Method: 1,8260C
Analytical Date: 10/07/20 19:45
Analyst: MKS

Parameter	Result	Qualifier	Units	RL	MDL
Volatile Organics by EPA 5035 Low - Westborough Lab for sample(s): 06 Batch: WG1419483-10					
1,4-Dichlorobenzene	ND		ug/kg	2.0	0.17
Methyl tert butyl ether	ND		ug/kg	2.0	0.20
p/m-Xylene	ND		ug/kg	2.0	0.56
o-Xylene	ND		ug/kg	1.0	0.29
cis-1,2-Dichloroethene	ND		ug/kg	1.0	0.18
Styrene	ND		ug/kg	1.0	0.20
Dichlorodifluoromethane	ND		ug/kg	10	0.92
Acetone	ND		ug/kg	10	4.8
Carbon disulfide	ND		ug/kg	10	4.6
2-Butanone	ND		ug/kg	10	2.2
4-Methyl-2-pentanone	ND		ug/kg	10	1.3
2-Hexanone	ND		ug/kg	10	1.2
Bromochloromethane	ND		ug/kg	2.0	0.20
1,2-Dibromoethane	ND		ug/kg	1.0	0.28
1,2-Dibromo-3-chloropropane	ND		ug/kg	3.0	1.0
Isopropylbenzene	ND		ug/kg	1.0	0.11
1,2,3-Trichlorobenzene	ND		ug/kg	2.0	0.32
1,2,4-Trichlorobenzene	ND		ug/kg	2.0	0.27
Methyl Acetate	ND		ug/kg	4.0	0.95
Cyclohexane	ND		ug/kg	10	0.54
1,4-Dioxane	ND		ug/kg	80	35.
Freon-113	ND		ug/kg	4.0	0.69
Methyl cyclohexane	ND		ug/kg	4.0	0.60

Project Name: 50 ELMWOOD AVENUE **Lab Number:** L2042138

Project Number: 0535-020-001 **Report Date:** 10/12/20

Method Blank Analysis
Batch Quality Control

Analytical Method: 1,8260C
Analytical Date: 10/07/20 19:45
Analyst: MKS

Parameter	Result	Qualifier	Units	RL	MDL
Volatile Organics by EPA 5035 Low - Westborough Lab for sample(s): 06 Batch: WG1419483-10					

Surrogate	%Recovery	Qualifier	Acceptance Criteria
1,2-Dichloroethane-d4	94		70-130
Toluene-d8	100		70-130
4-Bromofluorobenzene	112		70-130
Dibromofluoromethane	92		70-130

Project Name: 50 ELMWOOD AVENUE **Lab Number:** L2042138

Project Number: 0535-020-001 **Report Date:** 10/12/20

Method Blank Analysis
Batch Quality Control

Analytical Method: 1,8260C
Analytical Date: 10/08/20 10:26
Analyst: MV

Parameter	Result	Qualifier	Units	RL	MDL
Volatile Organics by EPA 5035 Low - Westborough Lab for sample(s): 01,04-05 Batch: WG1419887-5					
Methylene chloride	ND		ug/kg	5.0	2.3
1,1-Dichloroethane	ND		ug/kg	1.0	0.14
Chloroform	ND		ug/kg	1.5	0.14
Carbon tetrachloride	ND		ug/kg	1.0	0.23
1,2-Dichloropropane	ND		ug/kg	1.0	0.12
Dibromochloromethane	ND		ug/kg	1.0	0.14
1,1,2-Trichloroethane	ND		ug/kg	1.0	0.27
Tetrachloroethene	ND		ug/kg	0.50	0.20
Chlorobenzene	ND		ug/kg	0.50	0.13
Trichlorofluoromethane	ND		ug/kg	4.0	0.70
1,2-Dichloroethane	ND		ug/kg	1.0	0.26
1,1,1-Trichloroethane	ND		ug/kg	0.50	0.17
Bromodichloromethane	ND		ug/kg	0.50	0.11
trans-1,3-Dichloropropene	ND		ug/kg	1.0	0.27
cis-1,3-Dichloropropene	ND		ug/kg	0.50	0.16
Bromoform	ND		ug/kg	4.0	0.25
1,1,2,2-Tetrachloroethane	ND		ug/kg	0.50	0.17
Benzene	ND		ug/kg	0.50	0.17
Toluene	ND		ug/kg	1.0	0.54
Ethylbenzene	ND		ug/kg	1.0	0.14
Chloromethane	ND		ug/kg	4.0	0.93
Bromomethane	ND		ug/kg	2.0	0.58
Vinyl chloride	ND		ug/kg	1.0	0.34
Chloroethane	ND		ug/kg	2.0	0.45
1,1-Dichloroethene	ND		ug/kg	1.0	0.24
trans-1,2-Dichloroethene	ND		ug/kg	1.5	0.14
Trichloroethene	ND		ug/kg	0.50	0.14
1,2-Dichlorobenzene	ND		ug/kg	2.0	0.14
1,3-Dichlorobenzene	ND		ug/kg	2.0	0.15

Project Name: 50 ELMWOOD AVENUE **Lab Number:** L2042138

Project Number: 0535-020-001 **Report Date:** 10/12/20

Method Blank Analysis
Batch Quality Control

Analytical Method: 1,8260C
Analytical Date: 10/08/20 10:26
Analyst: MV

Parameter	Result	Qualifier	Units	RL	MDL
Volatile Organics by EPA 5035 Low - Westborough Lab for sample(s): 01,04-05 Batch: WG1419887-5					
1,4-Dichlorobenzene	ND		ug/kg	2.0	0.17
Methyl tert butyl ether	ND		ug/kg	2.0	0.20
p/m-Xylene	ND		ug/kg	2.0	0.56
o-Xylene	ND		ug/kg	1.0	0.29
cis-1,2-Dichloroethene	ND		ug/kg	1.0	0.18
Styrene	ND		ug/kg	1.0	0.20
Dichlorodifluoromethane	ND		ug/kg	10	0.92
Acetone	ND		ug/kg	10	4.8
Carbon disulfide	ND		ug/kg	10	4.6
2-Butanone	ND		ug/kg	10	2.2
4-Methyl-2-pentanone	ND		ug/kg	10	1.3
2-Hexanone	ND		ug/kg	10	1.2
Bromochloromethane	ND		ug/kg	2.0	0.20
1,2-Dibromoethane	ND		ug/kg	1.0	0.28
1,2-Dibromo-3-chloropropane	ND		ug/kg	3.0	1.0
Isopropylbenzene	ND		ug/kg	1.0	0.11
1,2,3-Trichlorobenzene	0.33	J	ug/kg	2.0	0.32
1,2,4-Trichlorobenzene	ND		ug/kg	2.0	0.27
Methyl Acetate	ND		ug/kg	4.0	0.95
Cyclohexane	ND		ug/kg	10	0.54
1,4-Dioxane	ND		ug/kg	80	35.
Freon-113	ND		ug/kg	4.0	0.69
Methyl cyclohexane	ND		ug/kg	4.0	0.60

Project Name: 50 ELMWOOD AVENUE
Project Number: 0535-020-001
Lab Number: L2042138
Report Date: 10/12/20

Method Blank Analysis
Batch Quality Control

Analytical Method: 1,8260C
Analytical Date: 10/08/20 10:26
Analyst: MV

Parameter	Result	Qualifier	Units	RL	MDL
Volatile Organics by EPA 5035 Low - Westborough Lab for sample(s): 01,04-05 Batch: WG1419887-5					

Surrogate	%Recovery	Qualifier	Acceptance Criteria
1,2-Dichloroethane-d4	115		70-130
Toluene-d8	99		70-130
4-Bromofluorobenzene	96		70-130
Dibromofluoromethane	119		70-130

Lab Control Sample Analysis

Batch Quality Control

Project Name: 50 ELMWOOD AVENUE

Project Number: 0535-020-001

Lab Number: L2042138

Report Date: 10/12/20

Parameter	LCS %Recovery	Qual	LCSD %Recovery	Qual	%Recovery Limits	RPD	Qual	RPD Limits
Volatile Organics by EPA 5035 Low - Westborough Lab Associated sample(s): 06 Batch: WG1419483-8 WG1419483-9								
Methylene chloride	92		90		70-130	2		30
1,1-Dichloroethane	89		89		70-130	0		30
Chloroform	92		91		70-130	1		30
Carbon tetrachloride	83		85		70-130	2		30
1,2-Dichloropropane	90		89		70-130	1		30
Dibromochloromethane	79		78		70-130	1		30
1,1,2-Trichloroethane	95		92		70-130	3		30
Tetrachloroethene	83		86		70-130	4		30
Chlorobenzene	83		84		70-130	1		30
Trichlorofluoromethane	90		90		70-139	0		30
1,2-Dichloroethane	86		84		70-130	2		30
1,1,1-Trichloroethane	87		87		70-130	0		30
Bromodichloromethane	87		86		70-130	1		30
trans-1,3-Dichloropropene	89		88		70-130	1		30
cis-1,3-Dichloropropene	90		90		70-130	0		30
Bromoform	85		82		70-130	4		30
1,1,2,2-Tetrachloroethane	102		95		70-130	7		30
Benzene	94		94		70-130	0		30
Toluene	90		92		70-130	2		30
Ethylbenzene	90		91		70-130	1		30
Chloromethane	75		74		52-130	1		30
Bromomethane	114		114		57-147	0		30
Vinyl chloride	86		88		67-130	2		30

Lab Control Sample Analysis

Batch Quality Control

Project Name: 50 ELMWOOD AVENUE

Project Number: 0535-020-001

Lab Number: L2042138

Report Date: 10/12/20

Parameter	LCS %Recovery	Qual	LCSD %Recovery	Qual	%Recovery Limits	RPD	Qual	RPD Limits
Volatile Organics by EPA 5035 Low - Westborough Lab Associated sample(s): 06 Batch: WG1419483-8 WG1419483-9								
Chloroethane	93		92		50-151	1		30
1,1-Dichloroethene	92		92		65-135	0		30
trans-1,2-Dichloroethene	94		93		70-130	1		30
Trichloroethene	92		93		70-130	1		30
1,2-Dichlorobenzene	89		88		70-130	1		30
1,3-Dichlorobenzene	91		91		70-130	0		30
1,4-Dichlorobenzene	90		89		70-130	1		30
Methyl tert butyl ether	95		88		66-130	8		30
p/m-Xylene	86		89		70-130	3		30
o-Xylene	86		88		70-130	2		30
cis-1,2-Dichloroethene	93		92		70-130	1		30
Styrene	89		90		70-130	1		30
Dichlorodifluoromethane	73		73		30-146	0		30
Acetone	84		73		54-140	14		30
Carbon disulfide	89		89		59-130	0		30
2-Butanone	93		81		70-130	14		30
4-Methyl-2-pentanone	90		83		70-130	8		30
2-Hexanone	83		73		70-130	13		30
Bromochloromethane	86		84		70-130	2		30
1,2-Dibromoethane	91		89		70-130	2		30
1,2-Dibromo-3-chloropropane	85		77		68-130	10		30
Isopropylbenzene	96		97		70-130	1		30
1,2,3-Trichlorobenzene	86		84		70-130	2		30

Lab Control Sample Analysis
Batch Quality Control

Project Name: 50 ELMWOOD AVENUE
Project Number: 0535-020-001

Lab Number: L2042138
Report Date: 10/12/20

Parameter	LCS %Recovery	Qual	LCSD %Recovery	Qual	%Recovery Limits	RPD	Qual	RPD Limits
Volatile Organics by EPA 5035 Low - Westborough Lab Associated sample(s): 06 Batch: WG1419483-8 WG1419483-9								
1,2,4-Trichlorobenzene	88		86		70-130	2		30
Methyl Acetate	77		66		51-146	15		30
Cyclohexane	87		88		59-142	1		30
1,4-Dioxane	109		94		65-136	15		30
Freon-113	94		94		50-139	0		30
Methyl cyclohexane	94		95		70-130	1		30

Surrogate	LCS %Recovery	Qual	LCSD %Recovery	Qual	Acceptance Criteria
1,2-Dichloroethane-d4	99		94		70-130
Toluene-d8	98		98		70-130
4-Bromofluorobenzene	114		112		70-130
Dibromofluoromethane	96		95		70-130

Lab Control Sample Analysis
Batch Quality Control

Project Name: 50 ELMWOOD AVENUE
Project Number: 0535-020-001

Lab Number: L2042138
Report Date: 10/12/20

Parameter	LCS %Recovery	Qual	LCSD %Recovery	Qual	%Recovery Limits	RPD	Qual	RPD Limits
Volatile Organics by EPA 5035 Low - Westborough Lab Associated sample(s): 01,04-05 Batch: WG1419887-3 WG1419887-4								
Methylene chloride	100		93		70-130	7		30
1,1-Dichloroethane	98		93		70-130	5		30
Chloroform	94		89		70-130	5		30
Carbon tetrachloride	83		78		70-130	6		30
1,2-Dichloropropane	102		96		70-130	6		30
Dibromochloromethane	96		92		70-130	4		30
1,1,2-Trichloroethane	103		94		70-130	9		30
Tetrachloroethene	86		81		70-130	6		30
Chlorobenzene	94		89		70-130	5		30
Trichlorofluoromethane	76		**69**	Q	70-139	10		30
1,2-Dichloroethane	93		86		70-130	8		30
1,1,1-Trichloroethane	89		83		70-130	7		30
Bromodichloromethane	94		88		70-130	7		30
trans-1,3-Dichloropropene	98		92		70-130	6		30
cis-1,3-Dichloropropene	99		94		70-130	5		30
Bromoform	94		91		70-130	3		30
1,1,2,2-Tetrachloroethane	103		102		70-130	1		30
Benzene	96		91		70-130	5		30
Toluene	96		91		70-130	5		30
Ethylbenzene	96		90		70-130	6		30
Chloromethane	110		103		52-130	7		30
Bromomethane	85		77		57-147	10		30
Vinyl chloride	93		87		67-130	7		30

Lab Control Sample Analysis
Batch Quality Control

Project Name: 50 ELMWOOD AVENUE
Project Number: 0535-020-001

Lab Number: L2042138
Report Date: 10/12/20

Parameter	LCS %Recovery	Qual	LCSD %Recovery	Qual	%Recovery Limits	RPD	Qual	RPD Limits
Volatile Organics by EPA 5035 Low - Westborough Lab Associated sample(s): 01,04-05 Batch: WG1419887-3 WG1419887-4								
Chloroethane	86		80		50-151	7		30
1,1-Dichloroethene	86		80		65-135	7		30
trans-1,2-Dichloroethene	90		85		70-130	6		30
Trichloroethene	90		84		70-130	7		30
1,2-Dichlorobenzene	97		94		70-130	3		30
1,3-Dichlorobenzene	98		94		70-130	4		30
1,4-Dichlorobenzene	97		93		70-130	4		30
Methyl tert butyl ether	87		83		66-130	5		30
p/m-Xylene	99		93		70-130	6		30
o-Xylene	98		92		70-130	6		30
cis-1,2-Dichloroethene	94		87		70-130	8		30
Styrene	105		98		70-130	7		30
Dichlorodifluoromethane	81		75		30-146	8		30
Acetone	100		97		54-140	3		30
Carbon disulfide	93		86		59-130	8		30
2-Butanone	94		94		70-130	0		30
4-Methyl-2-pentanone	92		83		70-130	10		30
2-Hexanone	98		94		70-130	4		30
Bromochloromethane	97		91		70-130	6		30
1,2-Dibromoethane	100		91		70-130	9		30
1,2-Dibromo-3-chloropropane	102		94		68-130	8		30
Isopropylbenzene	96		93		70-130	3		30
1,2,3-Trichlorobenzene	100		98		70-130	2		30

Lab Control Sample Analysis
Batch Quality Control

Project Name: 50 ELMWOOD AVENUE
Project Number: 0535-020-001

Lab Number: L2042138
Report Date: 10/12/20

Parameter	LCS %Recovery	Qual	LCSD %Recovery	Qual	%Recovery Limits	RPD	Qual	RPD Limits
Volatile Organics by EPA 5035 Low - Westborough Lab Associated sample(s): 01,04-05 Batch: WG1419887-3 WG1419887-4								
1,2,4-Trichlorobenzene	100		97		70-130	3		30
Methyl Acetate	94		86		51-146	9		30
Cyclohexane	88		85		59-142	3		30
1,4-Dioxane	91		87		65-136	4		30
Freon-113	81		75		50-139	8		30
Methyl cyclohexane	82		81		70-130	1		30

Surrogate	LCS %Recovery	Qual	LCSD %Recovery	Qual	Acceptance Criteria
1,2-Dichloroethane-d4	98		93		70-130
Toluene-d8	104		104		70-130
4-Bromofluorobenzene	98		101		70-130
Dibromofluoromethane	97		98		70-130

Matrix Spike Analysis

Batch Quality Control

Project Name: 50 ELMWOOD AVENUE

Project Number: 0535-020-001

Lab Number: L2042138

Report Date: 10/12/20

Parameter	Native Sample	MS Added	MS Found	MS %Recovery	Qual	MSD Found	MSD %Recovery	Qual	Recovery Limits	RPD	Qual	RPD Limits
Volatile Organics by EPA 5035 Low - Westborough Lab Associated sample(s): 01,04-05 QC Batch ID: WG1419887-6 WG1419887-7 QC Sample: L2042138-04 Client ID: TP-29 5-6 FT												
Methylene chloride	ND	114	110	95		78	75		70-130	**32**	Q	30
1,1-Dichloroethane	ND	114	120	102		93	90		70-130	22		30
Chloroform	ND	114	110	93		84	81		70-130	23		30
Carbon tetrachloride	ND	114	120	104		110	106		70-130	7		30
1,2-Dichloropropane	ND	114	110	96		81	78		70-130	30		30
Dibromochloromethane	ND	114	86	76		56	**54**	Q	70-130	**42**	Q	30
1,1,2-Trichloroethane	ND	114	94	83		72	**69**	Q	70-130	27		30
Tetrachloroethene	ND	114	88	77		96	92		70-130	9		30
Chlorobenzene	ND	114	88	77		78	75		70-130	12		30
Trichlorofluoromethane	ND	114	130	110		110	103		70-139	16		30
1,2-Dichloroethane	ND	114	88	77		55	**53**	Q	70-130	**46**	Q	30
1,1,1-Trichloroethane	ND	114	120	107		110	104		70-130	12		30
Bromodichloromethane	ND	114	97	85		70	**68**	Q	70-130	**32**	Q	30
trans-1,3-Dichloropropene	ND	114	84	74		57	**55**	Q	70-130	**39**	Q	30
cis-1,3-Dichloropropene	ND	114	100	89		74	71		70-130	**31**	Q	30
Bromoform	ND	114	62	**55**	Q	36	**35**	Q	70-130	**52**	Q	30
1,1,2,2-Tetrachloroethane	ND	114	160	**141**	Q	110	110		70-130	**34**	Q	30
Benzene	ND	114	110	95		90	86		70-130	19		30
Toluene	ND	114	94	82		86	82		70-130	9		30
Ethylbenzene	ND	114	87	76		88	85		70-130	1		30
Chloromethane	ND	114	150	128		100	98		52-130	**35**	Q	30
Bromomethane	ND	114	94	82		74	71		57-147	23		30
Vinyl chloride	ND	114	140	126		110	106		67-130	26		30

Matrix Spike Analysis
Batch Quality Control

Project Name: 50 ELMWOOD AVENUE
Project Number: 0535-020-001
Lab Number: L2042138
Report Date: 10/12/20

Parameter	Native Sample	MS Added	MS Found	MS %Recovery	Qual	MSD Found	MSD %Recovery	Qual	Recovery Limits	RPD	Qual	RPD Limits
Volatile Organics by EPA 5035 Low - Westborough Lab Associated sample(s): 01,04-05 QC Batch ID: WG1419887-6 WG1419887-7 QC Sample: L2042138-04 Client ID: TP-29 5-6 FT												
Chloroethane	ND	114	120	104		95	91		50-151	22		30
1,1-Dichloroethene	ND	114	130	116		110	108		65-135	16		30
trans-1,2-Dichloroethene	ND	114	120	103		100	97		70-130	15		30
Trichloroethene	ND	114	110	97		98	94		70-130	12		30
1,2-Dichlorobenzene	ND	114	47	**42**	Q	42	**41**	Q	70-130	12		30
1,3-Dichlorobenzene	ND	114	48	**42**	Q	47	**46**	Q	70-130	0		30
1,4-Dichlorobenzene	ND	114	47	**41**	Q	45	**44**	Q	70-130	3		30
Methyl tert butyl ether	ND	114	92	81		53	**51**	Q	66-130	**54**	Q	30
p/m-Xylene	ND	228	160	72		170	81		70-130	3		30
o-Xylene	ND	228	160	72		160	75		70-130	4		30
cis-1,2-Dichloroethene	ND	114	110	93		85	82		70-130	22		30
Styrene	ND	228	160	71		150	70		70-130	11		30
Dichlorodifluoromethane	ND	114	160	142		110	108		30-146	**36**	Q	30
Acetone	19	114	99	70		43	**23**	Q	54-140	**79**	Q	30
Carbon disulfide	ND	114	130	115		110	106		59-130	17		30
2-Butanone	ND	114	94	82		44	**42**	Q	70-130	**73**	Q	30
4-Methyl-2-pentanone	ND	114	98	86		49	**47**	Q	70-130	**66**	Q	30
2-Hexanone	ND	114	82	72		100	98		70-130	22		30
Bromochloromethane	ND	114	96	84		65	**62**	Q	70-130	**39**	Q	30
1,2-Dibromoethane	ND	114	84	74		48	**46**	Q	70-130	**54**	Q	30
1,2-Dibromo-3-chloropropane	ND	114	110	98		74	72		68-130	**40**	Q	30
Isopropylbenzene	0.48J	114	62	**55**	Q	72	**69**	Q	70-130	14		30
1,2,3-Trichlorobenzene	ND	114	22	**19**	Q	22	**21**	Q	70-130	0		30

Matrix Spike Analysis

Batch Quality Control

Project Name: 50 ELMWOOD AVENUE
Project Number: 0535-020-001

Lab Number: L2042138
Report Date: 10/12/20

Parameter	Native Sample	MS Added	MS Found	MS %Recovery	Qual	MSD Found	MSD %Recovery	Qual	Recovery Limits	RPD	Qual	RPD Limits
Volatile Organics by EPA 5035 Low - Westborough Lab Associated sample(s): 01,04-05 QC Batch ID: WG1419887-6 WG1419887-7 QC Sample: L2042138-04 Client ID: TP-29 5-6 FT												
1,2,4-Trichlorobenzene	ND	114	20	**18**	Q	24	**23**	Q	70-130	17		30
Methyl Acetate	ND	114	89	78		35	**33**	Q	51-146	**88**	Q	30
Cyclohexane	ND	114	130	110		130	127		59-142	5		30
1,4-Dioxane	ND	5690	4600	81		2300	**45**	Q	65-136	**66**	Q	30
Freon-113	ND	114	130	114		120	120		50-139	5		30
Methyl cyclohexane	3.1J	114	100	91		130	128		70-130	24		30

Surrogate	MS % Recovery	MS Qualifier	MSD % Recovery	MSD Qualifier	Acceptance Criteria
1,2-Dichloroethane-d4	98		95		70-130
4-Bromofluorobenzene	**683**	Q	**616**	Q	70-130
Dibromofluoromethane	102		103		70-130
Toluene-d8	124		122		70-130

SEMIVOLATILES

Project Name: 50 ELMWOOD AVENUE
Project Number: 0535-020-001
Lab Number: L2042138
Report Date: 10/12/20

SAMPLE RESULTS

Lab ID: L2042138-01
Client ID: TP-23 2-4 FT
Sample Location: LOCKPORT,NY

Date Collected: 10/02/20 11:30
Date Received: 10/02/20
Field Prep: Not Specified

Sample Depth:
Matrix: Soil
Analytical Method: 1,8270D
Analytical Date: 10/06/20 14:03
Analyst: ALS
Percent Solids: 81%

Extraction Method: EPA 3546
Extraction Date: 10/05/20 14:00

Parameter	Result	Qualifier	Units	RL	MDL	Dilution Factor
Semivolatile Organics by GC/MS - Westborough Lab						
Acenaphthene	ND		ug/kg	160	21.	1
Hexachlorobenzene	ND		ug/kg	120	23.	1
Bis(2-chloroethyl)ether	ND		ug/kg	180	28.	1
2-Chloronaphthalene	ND		ug/kg	200	20.	1
3,3'-Dichlorobenzidine	ND		ug/kg	200	54.	1
2,4-Dinitrotoluene	ND		ug/kg	200	41.	1
2,6-Dinitrotoluene	ND		ug/kg	200	35.	1
Fluoranthene	43	J	ug/kg	120	23.	1
4-Chlorophenyl phenyl ether	ND		ug/kg	200	22.	1
4-Bromophenyl phenyl ether	ND		ug/kg	200	31.	1
Bis(2-chloroisopropyl)ether	ND		ug/kg	240	35.	1
Bis(2-chloroethoxy)methane	ND		ug/kg	220	20.	1
Hexachlorobutadiene	ND		ug/kg	200	30.	1
Hexachlorocyclopentadiene	ND		ug/kg	580	180	1
Hexachloroethane	ND		ug/kg	160	33.	1
Isophorone	ND		ug/kg	180	26.	1
Naphthalene	400		ug/kg	200	25.	1
Nitrobenzene	ND		ug/kg	180	30.	1
NDPA/DPA	ND		ug/kg	160	23.	1
n-Nitrosodi-n-propylamine	ND		ug/kg	200	31.	1
Bis(2-ethylhexyl)phthalate	ND		ug/kg	200	70.	1
Butyl benzyl phthalate	ND		ug/kg	200	51.	1
Di-n-butylphthalate	ND		ug/kg	200	39.	1
Di-n-octylphthalate	ND		ug/kg	200	69.	1
Diethyl phthalate	ND		ug/kg	200	19.	1
Dimethyl phthalate	ND		ug/kg	200	43.	1
Benzo(a)anthracene	43	J	ug/kg	120	23.	1
Benzo(a)pyrene	ND		ug/kg	160	50.	1

Project Name: 50 ELMWOOD AVENUE **Lab Number:** L2042138

Project Number: 0535-020-001 **Report Date:** 10/12/20

SAMPLE RESULTS

Lab ID: L2042138-01 Date Collected: 10/02/20 11:30

Client ID: TP-23 2-4 FT Date Received: 10/02/20

Sample Location: LOCKPORT,NY Field Prep: Not Specified

Sample Depth:

Parameter	Result	Qualifier	Units	RL	MDL	Dilution Factor
Semivolatile Organics by GC/MS - Westborough Lab						
Benzo(b)fluoranthene	38	J	ug/kg	120	34.	1
Benzo(k)fluoranthene	ND		ug/kg	120	32.	1
Chrysene	65	J	ug/kg	120	21.	1
Acenaphthylene	ND		ug/kg	160	31.	1
Anthracene	ND		ug/kg	120	40.	1
Benzo(ghi)perylene	ND		ug/kg	160	24.	1
Fluorene	ND		ug/kg	200	20.	1
Phenanthrene	280		ug/kg	120	25.	1
Dibenzo(a,h)anthracene	ND		ug/kg	120	24.	1
Indeno(1,2,3-cd)pyrene	ND		ug/kg	160	28.	1
Pyrene	48	J	ug/kg	120	20.	1
Biphenyl	68	J	ug/kg	460	47.	1
4-Chloroaniline	ND		ug/kg	200	37.	1
2-Nitroaniline	ND		ug/kg	200	39.	1
3-Nitroaniline	ND		ug/kg	200	38.	1
4-Nitroaniline	ND		ug/kg	200	84.	1
Dibenzofuran	160	J	ug/kg	200	19.	1
2-Methylnaphthalene	520		ug/kg	240	25.	1
1,2,4,5-Tetrachlorobenzene	ND		ug/kg	200	21.	1
Acetophenone	ND		ug/kg	200	25.	1
2,4,6-Trichlorophenol	ND		ug/kg	120	39.	1
p-Chloro-m-cresol	ND		ug/kg	200	30.	1
2-Chlorophenol	ND		ug/kg	200	24.	1
2,4-Dichlorophenol	ND		ug/kg	180	33.	1
2,4-Dimethylphenol	ND		ug/kg	200	67.	1
2-Nitrophenol	ND		ug/kg	440	76.	1
4-Nitrophenol	ND		ug/kg	280	83.	1
2,4-Dinitrophenol	ND		ug/kg	980	95.	1
4,6-Dinitro-o-cresol	ND		ug/kg	530	98.	1
Pentachlorophenol	ND		ug/kg	160	45.	1
Phenol	ND		ug/kg	200	31.	1
2-Methylphenol	ND		ug/kg	200	32.	1
3-Methylphenol/4-Methylphenol	ND		ug/kg	290	32.	1
2,4,5-Trichlorophenol	ND		ug/kg	200	39.	1
Carbazole	ND		ug/kg	200	20.	1
Atrazine	ND		ug/kg	160	71.	1
Benzaldehyde	ND		ug/kg	270	55.	1

Project Name: 50 ELMWOOD AVENUE **Lab Number:** L2042138

Project Number: 0535-020-001 **Report Date:** 10/12/20

SAMPLE RESULTS

Lab ID: L2042138-01 Date Collected: 10/02/20 11:30

Client ID: TP-23 2-4 FT Date Received: 10/02/20

Sample Location: LOCKPORT,NY Field Prep: Not Specified

Sample Depth:

Parameter	Result	Qualifier	Units	RL	MDL	Dilution Factor
Semivolatile Organics by GC/MS - Westborough Lab						
Caprolactam	ND		ug/kg	200	62.	1
2,3,4,6-Tetrachlorophenol	ND		ug/kg	200	41.	1

Surrogate	% Recovery	Qualifier	Acceptance Criteria
2-Fluorophenol	65		25-120
Phenol-d6	64		10-120
Nitrobenzene-d5	106		23-120
2-Fluorobiphenyl	89		30-120
2,4,6-Tribromophenol	75		10-136
4-Terphenyl-d14	83		18-120

Project Name: 50 ELMWOOD AVENUE
Project Number: 0535-020-001
Lab Number: L2042138
Report Date: 10/12/20

SAMPLE RESULTS

Lab ID: L2042138-02
Client ID: TP-25 2-4 FT
Sample Location: LOCKPORT,NY

Date Collected: 10/02/20 10:20
Date Received: 10/02/20
Field Prep: Not Specified

Sample Depth:
Matrix: Soil
Analytical Method: 1,8270D
Analytical Date: 10/06/20 14:30
Analyst: ALS
Percent Solids: 71%

Extraction Method: EPA 3546
Extraction Date: 10/05/20 14:00

Parameter	Result	Qualifier	Units	RL	MDL	Dilution Factor
Semivolatile Organics by GC/MS - Westborough Lab						
Acenaphthene	ND		ug/kg	180	24.	1
Hexachlorobenzene	ND		ug/kg	140	26.	1
Bis(2-chloroethyl)ether	ND		ug/kg	210	31.	1
2-Chloronaphthalene	ND		ug/kg	230	23.	1
3,3'-Dichlorobenzidine	ND		ug/kg	230	61.	1
2,4-Dinitrotoluene	ND		ug/kg	230	46.	1
2,6-Dinitrotoluene	ND		ug/kg	230	40.	1
Fluoranthene	32	J	ug/kg	140	26.	1
4-Chlorophenyl phenyl ether	ND		ug/kg	230	25.	1
4-Bromophenyl phenyl ether	ND		ug/kg	230	35.	1
Bis(2-chloroisopropyl)ether	ND		ug/kg	280	39.	1
Bis(2-chloroethoxy)methane	ND		ug/kg	250	23.	1
Hexachlorobutadiene	ND		ug/kg	230	34.	1
Hexachlorocyclopentadiene	ND		ug/kg	660	210	1
Hexachloroethane	ND		ug/kg	180	37.	1
Isophorone	ND		ug/kg	210	30.	1
Naphthalene	ND		ug/kg	230	28.	1
Nitrobenzene	ND		ug/kg	210	34.	1
NDPA/DPA	ND		ug/kg	180	26.	1
n-Nitrosodi-n-propylamine	ND		ug/kg	230	36.	1
Bis(2-ethylhexyl)phthalate	ND		ug/kg	230	80.	1
Butyl benzyl phthalate	ND		ug/kg	230	58.	1
Di-n-butylphthalate	ND		ug/kg	230	44.	1
Di-n-octylphthalate	ND		ug/kg	230	78.	1
Diethyl phthalate	ND		ug/kg	230	21.	1
Dimethyl phthalate	ND		ug/kg	230	48.	1
Benzo(a)anthracene	ND		ug/kg	140	26.	1
Benzo(a)pyrene	ND		ug/kg	180	56.	1

Project Name: 50 ELMWOOD AVENUE **Lab Number:** L2042138

Project Number: 0535-020-001 **Report Date:** 10/12/20

SAMPLE RESULTS

Lab ID: L2042138-02 Date Collected: 10/02/20 10:20

Client ID: TP-25 2-4 FT Date Received: 10/02/20

Sample Location: LOCKPORT,NY Field Prep: Not Specified

Sample Depth:

Parameter	Result	Qualifier	Units	RL	MDL	Dilution Factor
Semivolatile Organics by GC/MS - Westborough Lab						
Benzo(b)fluoranthene	ND		ug/kg	140	39.	1
Benzo(k)fluoranthene	ND		ug/kg	140	37.	1
Chrysene	ND		ug/kg	140	24.	1
Acenaphthylene	ND		ug/kg	180	36.	1
Anthracene	ND		ug/kg	140	45.	1
Benzo(ghi)perylene	ND		ug/kg	180	27.	1
Fluorene	ND		ug/kg	230	22.	1
Phenanthrene	ND		ug/kg	140	28.	1
Dibenzo(a,h)anthracene	ND		ug/kg	140	27.	1
Indeno(1,2,3-cd)pyrene	ND		ug/kg	180	32.	1
Pyrene	27	J	ug/kg	140	23.	1
Biphenyl	ND		ug/kg	520	54.	1
4-Chloroaniline	ND		ug/kg	230	42.	1
2-Nitroaniline	ND		ug/kg	230	44.	1
3-Nitroaniline	ND		ug/kg	230	43.	1
4-Nitroaniline	ND		ug/kg	230	95.	1
Dibenzofuran	ND		ug/kg	230	22.	1
2-Methylnaphthalene	ND		ug/kg	280	28.	1
1,2,4,5-Tetrachlorobenzene	ND		ug/kg	230	24.	1
Acetophenone	ND		ug/kg	230	28.	1
2,4,6-Trichlorophenol	ND		ug/kg	140	44.	1
p-Chloro-m-cresol	ND		ug/kg	230	34.	1
2-Chlorophenol	ND		ug/kg	230	27.	1
2,4-Dichlorophenol	ND		ug/kg	210	37.	1
2,4-Dimethylphenol	ND		ug/kg	230	76.	1
2-Nitrophenol	ND		ug/kg	500	87.	1
4-Nitrophenol	ND		ug/kg	320	94.	1
2,4-Dinitrophenol	ND		ug/kg	1100	110	1
4,6-Dinitro-o-cresol	ND		ug/kg	600	110	1
Pentachlorophenol	ND		ug/kg	180	51.	1
Phenol	ND		ug/kg	230	35.	1
2-Methylphenol	ND		ug/kg	230	36.	1
3-Methylphenol/4-Methylphenol	ND		ug/kg	330	36.	1
2,4,5-Trichlorophenol	ND		ug/kg	230	44.	1
Carbazole	ND		ug/kg	230	22.	1
Atrazine	ND		ug/kg	180	81.	1
Benzaldehyde	110	J	ug/kg	300	62.	1

Project Name: 50 ELMWOOD AVENUE **Lab Number:** L2042138

Project Number: 0535-020-001 **Report Date:** 10/12/20

SAMPLE RESULTS

Lab ID: L2042138-02 Date Collected: 10/02/20 10:20

Client ID: TP-25 2-4 FT Date Received: 10/02/20

Sample Location: LOCKPORT,NY Field Prep: Not Specified

Sample Depth:

Parameter	Result	Qualifier	Units	RL	MDL	Dilution Factor
Semivolatile Organics by GC/MS - Westborough Lab						
Caprolactam	ND		ug/kg	230	70.	1
2,3,4,6-Tetrachlorophenol	ND		ug/kg	230	46.	1

Surrogate	% Recovery	Qualifier	Acceptance Criteria
2-Fluorophenol	78		25-120
Phenol-d6	80		10-120
Nitrobenzene-d5	81		23-120
2-Fluorobiphenyl	75		30-120
2,4,6-Tribromophenol	69		10-136
4-Terphenyl-d14	65		18-120

Project Name: 50 ELMWOOD AVENUE
Project Number: 0535-020-001
Lab Number: L2042138
Report Date: 10/12/20

SAMPLE RESULTS

Lab ID: L2042138-03
Client ID: TP-26 2-3 FT
Sample Location: LOCKPORT,NY

Date Collected: 10/02/20 12:15
Date Received: 10/02/20
Field Prep: Not Specified

Sample Depth:
Matrix: Soil
Analytical Method: 1,8270D
Analytical Date: 10/06/20 14:49
Analyst: ALS
Percent Solids: 78%

Extraction Method: EPA 3546
Extraction Date: 10/05/20 14:00

Parameter	Result	Qualifier	Units	RL	MDL	Dilution Factor
Semivolatile Organics by GC/MS - Westborough Lab						
Acenaphthene	ND		ug/kg	170	22.	1
Hexachlorobenzene	ND		ug/kg	130	24.	1
Bis(2-chloroethyl)ether	ND		ug/kg	190	29.	1
2-Chloronaphthalene	ND		ug/kg	210	21.	1
3,3'-Dichlorobenzidine	ND		ug/kg	210	56.	1
2,4-Dinitrotoluene	ND		ug/kg	210	42.	1
2,6-Dinitrotoluene	ND		ug/kg	210	36.	1
Fluoranthene	90	J	ug/kg	130	24.	1
4-Chlorophenyl phenyl ether	ND		ug/kg	210	23.	1
4-Bromophenyl phenyl ether	ND		ug/kg	210	32.	1
Bis(2-chloroisopropyl)ether	ND		ug/kg	250	36.	1
Bis(2-chloroethoxy)methane	ND		ug/kg	230	21.	1
Hexachlorobutadiene	ND		ug/kg	210	31.	1
Hexachlorocyclopentadiene	ND		ug/kg	610	190	1
Hexachloroethane	ND		ug/kg	170	34.	1
Isophorone	ND		ug/kg	190	28.	1
Naphthalene	100	J	ug/kg	210	26.	1
Nitrobenzene	ND		ug/kg	190	31.	1
NDPA/DPA	ND		ug/kg	170	24.	1
n-Nitrosodi-n-propylamine	ND		ug/kg	210	33.	1
Bis(2-ethylhexyl)phthalate	ND		ug/kg	210	73.	1
Butyl benzyl phthalate	ND		ug/kg	210	53.	1
Di-n-butylphthalate	ND		ug/kg	210	40.	1
Di-n-octylphthalate	ND		ug/kg	210	72.	1
Diethyl phthalate	ND		ug/kg	210	20.	1
Dimethyl phthalate	ND		ug/kg	210	44.	1
Benzo(a)anthracene	54	J	ug/kg	130	24.	1
Benzo(a)pyrene	56	J	ug/kg	170	52.	1

Project Name: 50 ELMWOOD AVENUE **Lab Number:** L2042138

Project Number: 0535-020-001 **Report Date:** 10/12/20

SAMPLE RESULTS

Lab ID: L2042138-03 Date Collected: 10/02/20 12:15

Client ID: TP-26 2-3 FT Date Received: 10/02/20

Sample Location: LOCKPORT,NY Field Prep: Not Specified

Sample Depth:

Parameter	Result	Qualifier	Units	RL	MDL	Dilution Factor
Semivolatile Organics by GC/MS - Westborough Lab						
Benzo(b)fluoranthene	75	J	ug/kg	130	36.	1
Benzo(k)fluoranthene	ND		ug/kg	130	34.	1
Chrysene	62	J	ug/kg	130	22.	1
Acenaphthylene	ND		ug/kg	170	33.	1
Anthracene	ND		ug/kg	130	41.	1
Benzo(ghi)perylene	44	J	ug/kg	170	25.	1
Fluorene	ND		ug/kg	210	21.	1
Phenanthrene	95	J	ug/kg	130	26.	1
Dibenzo(a,h)anthracene	ND		ug/kg	130	24.	1
Indeno(1,2,3-cd)pyrene	39	J	ug/kg	170	30.	1
Pyrene	80	J	ug/kg	130	21.	1
Biphenyl	ND		ug/kg	480	49.	1
4-Chloroaniline	ND		ug/kg	210	39.	1
2-Nitroaniline	ND		ug/kg	210	41.	1
3-Nitroaniline	ND		ug/kg	210	40.	1
4-Nitroaniline	ND		ug/kg	210	88.	1
Dibenzofuran	33	J	ug/kg	210	20.	1
2-Methylnaphthalene	89	J	ug/kg	250	26.	1
1,2,4,5-Tetrachlorobenzene	ND		ug/kg	210	22.	1
Acetophenone	ND		ug/kg	210	26.	1
2,4,6-Trichlorophenol	ND		ug/kg	130	40.	1
p-Chloro-m-cresol	ND		ug/kg	210	32.	1
2-Chlorophenol	ND		ug/kg	210	25.	1
2,4-Dichlorophenol	ND		ug/kg	190	34.	1
2,4-Dimethylphenol	ND		ug/kg	210	70.	1
2-Nitrophenol	ND		ug/kg	460	80.	1
4-Nitrophenol	ND		ug/kg	300	86.	1
2,4-Dinitrophenol	ND		ug/kg	1000	99.	1
4,6-Dinitro-o-cresol	ND		ug/kg	550	100	1
Pentachlorophenol	ND		ug/kg	170	47.	1
Phenol	ND		ug/kg	210	32.	1
2-Methylphenol	ND		ug/kg	210	33.	1
3-Methylphenol/4-Methylphenol	ND		ug/kg	300	33.	1
2,4,5-Trichlorophenol	ND		ug/kg	210	41.	1
Carbazole	ND		ug/kg	210	21.	1
Atrazine	ND		ug/kg	170	74.	1
Benzaldehyde	94	J	ug/kg	280	57.	1

Project Name: 50 ELMWOOD AVENUE **Lab Number:** L2042138

Project Number: 0535-020-001 **Report Date:** 10/12/20

SAMPLE RESULTS

Lab ID: L2042138-03 Date Collected: 10/02/20 12:15

Client ID: TP-26 2-3 FT Date Received: 10/02/20

Sample Location: LOCKPORT,NY Field Prep: Not Specified

Sample Depth:

Parameter	Result	Qualifier	Units	RL	MDL	Dilution Factor
Semivolatile Organics by GC/MS - Westborough Lab						
Caprolactam	ND		ug/kg	210	64.	1
2,3,4,6-Tetrachlorophenol	ND		ug/kg	210	43.	1

Surrogate	% Recovery	Qualifier	Acceptance Criteria
2-Fluorophenol	84		25-120
Phenol-d6	84		10-120
Nitrobenzene-d5	93		23-120
2-Fluorobiphenyl	77		30-120
2,4,6-Tribromophenol	74		10-136
4-Terphenyl-d14	60		18-120

Project Name: 50 ELMWOOD AVENUE
Project Number: 0535-020-001
Lab Number: L2042138
Report Date: 10/12/20

SAMPLE RESULTS

Lab ID: L2042138-04
Client ID: TP-29 5-6 FT
Sample Location: LOCKPORT,NY

Date Collected: 10/02/20 15:08
Date Received: 10/02/20
Field Prep: Not Specified

Sample Depth:
Matrix: Soil
Analytical Method: 1,8270D
Analytical Date: 10/06/20 12:33
Analyst: ALS
Percent Solids: 84%

Extraction Method: EPA 3546
Extraction Date: 10/05/20 14:00

Parameter	Result	Qualifier	Units	RL	MDL	Dilution Factor
Semivolatile Organics by GC/MS - Westborough Lab						
Acenaphthene	ND		ug/kg	160	20.	1
Hexachlorobenzene	ND		ug/kg	120	22.	1
Bis(2-chloroethyl)ether	ND		ug/kg	180	26.	1
2-Chloronaphthalene	ND		ug/kg	200	19.	1
3,3'-Dichlorobenzidine	ND		ug/kg	200	52.	1
2,4-Dinitrotoluene	ND		ug/kg	200	39.	1
2,6-Dinitrotoluene	ND		ug/kg	200	33.	1
Fluoranthene	ND		ug/kg	120	22.	1
4-Chlorophenyl phenyl ether	ND		ug/kg	200	21.	1
4-Bromophenyl phenyl ether	ND		ug/kg	200	30.	1
Bis(2-chloroisopropyl)ether	ND		ug/kg	230	33.	1
Bis(2-chloroethoxy)methane	ND		ug/kg	210	20.	1
Hexachlorobutadiene	ND		ug/kg	200	28.	1
Hexachlorocyclopentadiene	ND		ug/kg	560	180	1
Hexachloroethane	ND		ug/kg	160	32.	1
Isophorone	ND		ug/kg	180	25.	1
Naphthalene	150	J	ug/kg	200	24.	1
Nitrobenzene	ND		ug/kg	180	29.	1
NDPA/DPA	ND		ug/kg	160	22.	1
n-Nitrosodi-n-propylamine	ND		ug/kg	200	30.	1
Bis(2-ethylhexyl)phthalate	ND		ug/kg	200	68.	1
Butyl benzyl phthalate	ND		ug/kg	200	49.	1
Di-n-butylphthalate	ND		ug/kg	200	37.	1
Di-n-octylphthalate	ND		ug/kg	200	66.	1
Diethyl phthalate	ND		ug/kg	200	18.	1
Dimethyl phthalate	ND		ug/kg	200	41.	1
Benzo(a)anthracene	ND		ug/kg	120	22.	1
Benzo(a)pyrene	ND		ug/kg	160	48.	1

Project Name: 50 ELMWOOD AVENUE **Lab Number:** L2042138

Project Number: 0535-020-001 **Report Date:** 10/12/20

SAMPLE RESULTS

Lab ID: L2042138-04 Date Collected: 10/02/20 15:08

Client ID: TP-29 5-6 FT Date Received: 10/02/20

Sample Location: LOCKPORT,NY Field Prep: Not Specified

Sample Depth:

Parameter	Result	Qualifier	Units	RL	MDL	Dilution Factor
Semivolatile Organics by GC/MS - Westborough Lab						
Benzo(b)fluoranthene	ND		ug/kg	120	33.	1
Benzo(k)fluoranthene	ND		ug/kg	120	31.	1
Chrysene	ND		ug/kg	120	20.	1
Acenaphthylene	ND		ug/kg	160	30.	1
Anthracene	ND		ug/kg	120	38.	1
Benzo(ghi)perylene	ND		ug/kg	160	23.	1
Fluorene	ND		ug/kg	200	19.	1
Phenanthrene	24	J	ug/kg	120	24.	1
Dibenzo(a,h)anthracene	ND		ug/kg	120	22.	1
Indeno(1,2,3-cd)pyrene	ND		ug/kg	160	27.	1
Pyrene	ND		ug/kg	120	19.	1
Biphenyl	ND		ug/kg	440	45.	1
4-Chloroaniline	ND		ug/kg	200	36.	1
2-Nitroaniline	ND		ug/kg	200	38.	1
3-Nitroaniline	ND		ug/kg	200	37.	1
4-Nitroaniline	ND		ug/kg	200	81.	1
Dibenzofuran	19	J	ug/kg	200	18.	1
2-Methylnaphthalene	43	J	ug/kg	230	24.	1
1,2,4,5-Tetrachlorobenzene	ND		ug/kg	200	20.	1
Acetophenone	ND		ug/kg	200	24.	1
2,4,6-Trichlorophenol	ND		ug/kg	120	37.	1
p-Chloro-m-cresol	ND		ug/kg	200	29.	1
2-Chlorophenol	ND		ug/kg	200	23.	1
2,4-Dichlorophenol	ND		ug/kg	180	31.	1
2,4-Dimethylphenol	ND		ug/kg	200	64.	1
2-Nitrophenol	ND		ug/kg	420	73.	1
4-Nitrophenol	ND		ug/kg	270	80.	1
2,4-Dinitrophenol	ND		ug/kg	940	91.	1
4,6-Dinitro-o-cresol	ND		ug/kg	510	94.	1
Pentachlorophenol	ND		ug/kg	160	43.	1
Phenol	ND		ug/kg	200	29.	1
2-Methylphenol	ND		ug/kg	200	30.	1
3-Methylphenol/4-Methylphenol	ND		ug/kg	280	30.	1
2,4,5-Trichlorophenol	ND		ug/kg	200	37.	1
Carbazole	ND		ug/kg	200	19.	1
Atrazine	ND		ug/kg	160	68.	1
Benzaldehyde	ND		ug/kg	260	53.	1

Project Name: 50 ELMWOOD AVENUE **Lab Number:** L2042138

Project Number: 0535-020-001 **Report Date:** 10/12/20

SAMPLE RESULTS

Lab ID: L2042138-04 Date Collected: 10/02/20 15:08

Client ID: TP-29 5-6 FT Date Received: 10/02/20

Sample Location: LOCKPORT,NY Field Prep: Not Specified

Sample Depth:

Parameter	Result	Qualifier	Units	RL	MDL	Dilution Factor
Semivolatile Organics by GC/MS - Westborough Lab						
Caprolactam	ND		ug/kg	200	59.	1
2,3,4,6-Tetrachlorophenol	ND		ug/kg	200	39.	1

Surrogate	% Recovery	Qualifier	Acceptance Criteria
2-Fluorophenol	97		25-120
Phenol-d6	98		10-120
Nitrobenzene-d5	99		23-120
2-Fluorobiphenyl	86		30-120
2,4,6-Tribromophenol	85		10-136
4-Terphenyl-d14	84		18-120

Project Name: 50 ELMWOOD AVENUE
Project Number: 0535-020-001
Lab Number: L2042138
Report Date: 10/12/20

SAMPLE RESULTS

Lab ID: L2042138-05
Client ID: TP-29 7-8 FT
Sample Location: LOCKPORT,NY

Date Collected: 10/02/20 15:52
Date Received: 10/02/20
Field Prep: Not Specified

Sample Depth:
Matrix: Soil
Analytical Method: 1,8270D
Analytical Date: 10/06/20 12:55
Analyst: ALS
Percent Solids: 88%

Extraction Method: EPA 3546
Extraction Date: 10/05/20 14:00

Parameter	Result	Qualifier	Units	RL	MDL	Dilution Factor
Semivolatile Organics by GC/MS - Westborough Lab						
Acenaphthene	ND		ug/kg	150	19.	1
Hexachlorobenzene	ND		ug/kg	110	21.	1
Bis(2-chloroethyl)ether	ND		ug/kg	170	25.	1
2-Chloronaphthalene	ND		ug/kg	190	18.	1
3,3'-Dichlorobenzidine	ND		ug/kg	190	49.	1
2,4-Dinitrotoluene	ND		ug/kg	190	37.	1
2,6-Dinitrotoluene	ND		ug/kg	190	32.	1
Fluoranthene	ND		ug/kg	110	21.	1
4-Chlorophenyl phenyl ether	ND		ug/kg	190	20.	1
4-Bromophenyl phenyl ether	ND		ug/kg	190	28.	1
Bis(2-chloroisopropyl)ether	ND		ug/kg	220	32.	1
Bis(2-chloroethoxy)methane	ND		ug/kg	200	19.	1
Hexachlorobutadiene	ND		ug/kg	190	27.	1
Hexachlorocyclopentadiene	ND		ug/kg	530	170	1
Hexachloroethane	ND		ug/kg	150	30.	1
Isophorone	ND		ug/kg	170	24.	1
Naphthalene	ND		ug/kg	190	23.	1
Nitrobenzene	ND		ug/kg	170	28.	1
NDPA/DPA	ND		ug/kg	150	21.	1
n-Nitrosodi-n-propylamine	ND		ug/kg	190	29.	1
Bis(2-ethylhexyl)phthalate	ND		ug/kg	190	64.	1
Butyl benzyl phthalate	ND		ug/kg	190	47.	1
Di-n-butylphthalate	ND		ug/kg	190	35.	1
Di-n-octylphthalate	ND		ug/kg	190	63.	1
Diethyl phthalate	ND		ug/kg	190	17.	1
Dimethyl phthalate	ND		ug/kg	190	39.	1
Benzo(a)anthracene	ND		ug/kg	110	21.	1
Benzo(a)pyrene	ND		ug/kg	150	45.	1

Project Name: 50 ELMWOOD AVENUE **Lab Number:** L2042138

Project Number: 0535-020-001 **Report Date:** 10/12/20

SAMPLE RESULTS

Lab ID: L2042138-05 Date Collected: 10/02/20 15:52

Client ID: TP-29 7-8 FT Date Received: 10/02/20

Sample Location: LOCKPORT,NY Field Prep: Not Specified

Sample Depth:

Parameter	Result	Qualifier	Units	RL	MDL	Dilution Factor
Semivolatile Organics by GC/MS - Westborough Lab						
Benzo(b)fluoranthene	ND		ug/kg	110	31.	1
Benzo(k)fluoranthene	ND		ug/kg	110	30.	1
Chrysene	ND		ug/kg	110	19.	1
Acenaphthylene	ND		ug/kg	150	29.	1
Anthracene	ND		ug/kg	110	36.	1
Benzo(ghi)perylene	ND		ug/kg	150	22.	1
Fluorene	ND		ug/kg	190	18.	1
Phenanthrene	ND		ug/kg	110	23.	1
Dibenzo(a,h)anthracene	ND		ug/kg	110	22.	1
Indeno(1,2,3-cd)pyrene	ND		ug/kg	150	26.	1
Pyrene	ND		ug/kg	110	18.	1
Biphenyl	ND		ug/kg	420	43.	1
4-Chloroaniline	ND		ug/kg	190	34.	1
2-Nitroaniline	ND		ug/kg	190	36.	1
3-Nitroaniline	ND		ug/kg	190	35.	1
4-Nitroaniline	ND		ug/kg	190	77.	1
Dibenzofuran	ND		ug/kg	190	18.	1
2-Methylnaphthalene	ND		ug/kg	220	22.	1
1,2,4,5-Tetrachlorobenzene	ND		ug/kg	190	19.	1
Acetophenone	ND		ug/kg	190	23.	1
2,4,6-Trichlorophenol	ND		ug/kg	110	35.	1
p-Chloro-m-cresol	ND		ug/kg	190	28.	1
2-Chlorophenol	ND		ug/kg	190	22.	1
2,4-Dichlorophenol	ND		ug/kg	170	30.	1
2,4-Dimethylphenol	ND		ug/kg	190	61.	1
2-Nitrophenol	ND		ug/kg	400	70.	1
4-Nitrophenol	ND		ug/kg	260	76.	1
2,4-Dinitrophenol	ND		ug/kg	890	87.	1
4,6-Dinitro-o-cresol	ND		ug/kg	480	89.	1
Pentachlorophenol	ND		ug/kg	150	41.	1
Phenol	ND		ug/kg	190	28.	1
2-Methylphenol	ND		ug/kg	190	29.	1
3-Methylphenol/4-Methylphenol	ND		ug/kg	270	29.	1
2,4,5-Trichlorophenol	ND		ug/kg	190	36.	1
Carbazole	ND		ug/kg	190	18.	1
Atrazine	ND		ug/kg	150	65.	1
Benzaldehyde	ND		ug/kg	240	50.	1

Project Name: 50 ELMWOOD AVENUE **Lab Number:** L2042138

Project Number: 0535-020-001 **Report Date:** 10/12/20

SAMPLE RESULTS

Lab ID: L2042138-05 Date Collected: 10/02/20 15:52

Client ID: TP-29 7-8 FT Date Received: 10/02/20

Sample Location: LOCKPORT,NY Field Prep: Not Specified

Sample Depth:

Parameter	Result	Qualifier	Units	RL	MDL	Dilution Factor
Semivolatile Organics by GC/MS - Westborough Lab						
Caprolactam	ND		ug/kg	190	56.	1
2,3,4,6-Tetrachlorophenol	ND		ug/kg	190	38.	1

Surrogate	% Recovery	Qualifier	Acceptance Criteria
2-Fluorophenol	100		25-120
Phenol-d6	100		10-120
Nitrobenzene-d5	104		23-120
2-Fluorobiphenyl	88		30-120
2,4,6-Tribromophenol	82		10-136
4-Terphenyl-d14	83		18-120

Project Name: 50 ELMWOOD AVENUE
Project Number: 0535-020-001
Lab Number: L2042138
Report Date: 10/12/20

SAMPLE RESULTS

Lab ID: L2042138-06
Client ID: BLIND DUP #1
Sample Location: LOCKPORT,NY

Date Collected: 10/02/20 16:00
Date Received: 10/02/20
Field Prep: Not Specified

Sample Depth:
Matrix: Soil
Analytical Method: 1,8270D
Analytical Date: 10/06/20 13:22
Analyst: ALS
Percent Solids: 76%

Extraction Method: EPA 3546
Extraction Date: 10/05/20 14:00

Parameter	Result	Qualifier	Units	RL	MDL	Dilution Factor
Semivolatile Organics by GC/MS - Westborough Lab						
Acenaphthene	ND		ug/kg	170	22.	1
Hexachlorobenzene	ND		ug/kg	130	24.	1
Bis(2-chloroethyl)ether	ND		ug/kg	200	29.	1
2-Chloronaphthalene	ND		ug/kg	220	22.	1
3,3'-Dichlorobenzidine	ND		ug/kg	220	58.	1
2,4-Dinitrotoluene	ND		ug/kg	220	43.	1
2,6-Dinitrotoluene	ND		ug/kg	220	37.	1
Fluoranthene	ND		ug/kg	130	25.	1
4-Chlorophenyl phenyl ether	ND		ug/kg	220	23.	1
4-Bromophenyl phenyl ether	ND		ug/kg	220	33.	1
Bis(2-chloroisopropyl)ether	ND		ug/kg	260	37.	1
Bis(2-chloroethoxy)methane	ND		ug/kg	230	22.	1
Hexachlorobutadiene	ND		ug/kg	220	32.	1
Hexachlorocyclopentadiene	ND		ug/kg	620	200	1
Hexachloroethane	ND		ug/kg	170	35.	1
Isophorone	ND		ug/kg	200	28.	1
Naphthalene	ND		ug/kg	220	26.	1
Nitrobenzene	ND		ug/kg	200	32.	1
NDPA/DPA	ND		ug/kg	170	25.	1
n-Nitrosodi-n-propylamine	ND		ug/kg	220	34.	1
Bis(2-ethylhexyl)phthalate	ND		ug/kg	220	75.	1
Butyl benzyl phthalate	ND		ug/kg	220	55.	1
Di-n-butylphthalate	ND		ug/kg	220	41.	1
Di-n-octylphthalate	ND		ug/kg	220	74.	1
Diethyl phthalate	ND		ug/kg	220	20.	1
Dimethyl phthalate	ND		ug/kg	220	46.	1
Benzo(a)anthracene	ND		ug/kg	130	24.	1
Benzo(a)pyrene	ND		ug/kg	170	53.	1

Project Name: 50 ELMWOOD AVENUE **Lab Number:** L2042138

Project Number: 0535-020-001 **Report Date:** 10/12/20

SAMPLE RESULTS

Lab ID: L2042138-06 Date Collected: 10/02/20 16:00

Client ID: BLIND DUP #1 Date Received: 10/02/20

Sample Location: LOCKPORT,NY Field Prep: Not Specified

Sample Depth:

Parameter	Result	Qualifier	Units	RL	MDL	Dilution Factor
Semivolatile Organics by GC/MS - Westborough Lab						
Benzo(b)fluoranthene	ND		ug/kg	130	37.	1
Benzo(k)fluoranthene	ND		ug/kg	130	35.	1
Chrysene	ND		ug/kg	130	23.	1
Acenaphthylene	ND		ug/kg	170	34.	1
Anthracene	ND		ug/kg	130	42.	1
Benzo(ghi)perylene	ND		ug/kg	170	26.	1
Fluorene	ND		ug/kg	220	21.	1
Phenanthrene	ND		ug/kg	130	26.	1
Dibenzo(a,h)anthracene	ND		ug/kg	130	25.	1
Indeno(1,2,3-cd)pyrene	ND		ug/kg	170	30.	1
Pyrene	ND		ug/kg	130	22.	1
Biphenyl	ND		ug/kg	500	50.	1
4-Chloroaniline	ND		ug/kg	220	40.	1
2-Nitroaniline	ND		ug/kg	220	42.	1
3-Nitroaniline	ND		ug/kg	220	41.	1
4-Nitroaniline	ND		ug/kg	220	90.	1
Dibenzofuran	ND		ug/kg	220	20.	1
2-Methylnaphthalene	ND		ug/kg	260	26.	1
1,2,4,5-Tetrachlorobenzene	ND		ug/kg	220	23.	1
Acetophenone	ND		ug/kg	220	27.	1
2,4,6-Trichlorophenol	ND		ug/kg	130	41.	1
p-Chloro-m-cresol	ND		ug/kg	220	32.	1
2-Chlorophenol	ND		ug/kg	220	26.	1
2,4-Dichlorophenol	ND		ug/kg	200	35.	1
2,4-Dimethylphenol	ND		ug/kg	220	72.	1
2-Nitrophenol	ND		ug/kg	470	82.	1
4-Nitrophenol	ND		ug/kg	300	89.	1
2,4-Dinitrophenol	ND		ug/kg	1000	100	1
4,6-Dinitro-o-cresol	ND		ug/kg	560	100	1
Pentachlorophenol	ND		ug/kg	170	48.	1
Phenol	ND		ug/kg	220	33.	1
2-Methylphenol	ND		ug/kg	220	34.	1
3-Methylphenol/4-Methylphenol	ND		ug/kg	310	34.	1
2,4,5-Trichlorophenol	ND		ug/kg	220	42.	1
Carbazole	ND		ug/kg	220	21.	1
Atrazine	ND		ug/kg	170	76.	1
Benzaldehyde	ND		ug/kg	290	59.	1

Project Name: 50 ELMWOOD AVENUE **Lab Number:** L2042138

Project Number: 0535-020-001 **Report Date:** 10/12/20

SAMPLE RESULTS

Lab ID: L2042138-06 Date Collected: 10/02/20 16:00

Client ID: BLIND DUP #1 Date Received: 10/02/20

Sample Location: LOCKPORT,NY Field Prep: Not Specified

Sample Depth:

Parameter	Result	Qualifier	Units	RL	MDL	Dilution Factor
Semivolatile Organics by GC/MS - Westborough Lab						
Caprolactam	ND		ug/kg	220	66.	1
2,3,4,6-Tetrachlorophenol	ND		ug/kg	220	44.	1

Surrogate	% Recovery	Qualifier	Acceptance Criteria
2-Fluorophenol	99		25-120
Phenol-d6	99		10-120
Nitrobenzene-d5	101		23-120
2-Fluorobiphenyl	87		30-120
2,4,6-Tribromophenol	83		10-136
4-Terphenyl-d14	86		18-120

Project Name: 50 ELMWOOD AVENUE
Project Number: 0535-020-001
Lab Number: L2042138
Report Date: 10/12/20

Method Blank Analysis
Batch Quality Control

Analytical Method: 1,8270D
Analytical Date: 10/05/20 21:03
Analyst: JG

Extraction Method: EPA 3546
Extraction Date: 10/04/20 17:15

Parameter	Result	Qualifier	Units	RL	MDL
Semivolatile Organics by GC/MS - Westborough Lab for sample(s): 01-06 Batch: WG1417945-1					
Acenaphthene	ND		ug/kg	130	17.
Hexachlorobenzene	ND		ug/kg	98	18.
Bis(2-chloroethyl)ether	ND		ug/kg	150	22.
2-Chloronaphthalene	ND		ug/kg	160	16.
3,3'-Dichlorobenzidine	ND		ug/kg	160	43.
2,4-Dinitrotoluene	ND		ug/kg	160	32.
2,6-Dinitrotoluene	ND		ug/kg	160	28.
Fluoranthene	ND		ug/kg	98	19.
4-Chlorophenyl phenyl ether	ND		ug/kg	160	17.
4-Bromophenyl phenyl ether	ND		ug/kg	160	25.
Bis(2-chloroisopropyl)ether	ND		ug/kg	200	28.
Bis(2-chloroethoxy)methane	ND		ug/kg	180	16.
Hexachlorobutadiene	ND		ug/kg	160	24.
Hexachlorocyclopentadiene	ND		ug/kg	460	150
Hexachloroethane	ND		ug/kg	130	26.
Isophorone	ND		ug/kg	150	21.
Naphthalene	ND		ug/kg	160	20.
Nitrobenzene	ND		ug/kg	150	24.
NDPA/DPA	ND		ug/kg	130	18.
n-Nitrosodi-n-propylamine	ND		ug/kg	160	25.
Bis(2-ethylhexyl)phthalate	ND		ug/kg	160	56.
Butyl benzyl phthalate	ND		ug/kg	160	41.
Di-n-butylphthalate	ND		ug/kg	160	31.
Di-n-octylphthalate	ND		ug/kg	160	55.
Diethyl phthalate	ND		ug/kg	160	15.
Dimethyl phthalate	ND		ug/kg	160	34.
Benzo(a)anthracene	ND		ug/kg	98	18.
Benzo(a)pyrene	ND		ug/kg	130	40.
Benzo(b)fluoranthene	ND		ug/kg	98	27.

Project Name: 50 ELMWOOD AVENUE
Project Number: 0535-020-001
Lab Number: L2042138
Report Date: 10/12/20

Method Blank Analysis
Batch Quality Control

Analytical Method: 1,8270D
Analytical Date: 10/05/20 21:03
Analyst: JG

Extraction Method: EPA 3546
Extraction Date: 10/04/20 17:15

Parameter	Result	Qualifier	Units	RL	MDL
Semivolatile Organics by GC/MS - Westborough Lab for sample(s): 01-06 Batch: WG1417945-1					
Benzo(k)fluoranthene	ND		ug/kg	98	26.
Chrysene	ND		ug/kg	98	17.
Acenaphthylene	ND		ug/kg	130	25.
Anthracene	ND		ug/kg	98	32.
Benzo(ghi)perylene	ND		ug/kg	130	19.
Fluorene	ND		ug/kg	160	16.
Phenanthrene	ND		ug/kg	98	20.
Dibenzo(a,h)anthracene	ND		ug/kg	98	19.
Indeno(1,2,3-cd)pyrene	ND		ug/kg	130	23.
Pyrene	ND		ug/kg	98	16.
Biphenyl	ND		ug/kg	370	38.
4-Chloroaniline	ND		ug/kg	160	30.
2-Nitroaniline	ND		ug/kg	160	31.
3-Nitroaniline	ND		ug/kg	160	31.
4-Nitroaniline	ND		ug/kg	160	67.
Dibenzofuran	ND		ug/kg	160	15.
2-Methylnaphthalene	ND		ug/kg	200	20.
1,2,4,5-Tetrachlorobenzene	ND		ug/kg	160	17.
Acetophenone	ND		ug/kg	160	20.
2,4,6-Trichlorophenol	ND		ug/kg	98	31.
p-Chloro-m-cresol	ND		ug/kg	160	24.
2-Chlorophenol	ND		ug/kg	160	19.
2,4-Dichlorophenol	ND		ug/kg	150	26.
2,4-Dimethylphenol	ND		ug/kg	160	54.
2-Nitrophenol	ND		ug/kg	350	61.
4-Nitrophenol	ND		ug/kg	230	66.
2,4-Dinitrophenol	ND		ug/kg	780	76.
4,6-Dinitro-o-cresol	ND		ug/kg	420	78.
Pentachlorophenol	ND		ug/kg	130	36.

Project Name: 50 ELMWOOD AVENUE
Project Number: 0535-020-001
Lab Number: L2042138
Report Date: 10/12/20

Method Blank Analysis
Batch Quality Control

Analytical Method: 1,8270D
Analytical Date: 10/05/20 21:03
Analyst: JG

Extraction Method: EPA 3546
Extraction Date: 10/04/20 17:15

Parameter	Result	Qualifier	Units	RL	MDL
Semivolatile Organics by GC/MS - Westborough Lab for sample(s): 01-06 Batch: WG1417945-1					
Phenol	ND		ug/kg	160	24.
2-Methylphenol	ND		ug/kg	160	25.
3-Methylphenol/4-Methylphenol	ND		ug/kg	230	25.
2,4,5-Trichlorophenol	ND		ug/kg	160	31.
Carbazole	ND		ug/kg	160	16.
Atrazine	ND		ug/kg	130	57.
Benzaldehyde	ND		ug/kg	210	44.
Caprolactam	ND		ug/kg	160	49.
2,3,4,6-Tetrachlorophenol	ND		ug/kg	160	33.

Surrogate	%Recovery	Qualifier	Acceptance Criteria
2-Fluorophenol	80		25-120
Phenol-d6	83		10-120
Nitrobenzene-d5	74		23-120
2-Fluorobiphenyl	84		30-120
2,4,6-Tribromophenol	104		10-136
4-Terphenyl-d14	98		18-120

Lab Control Sample Analysis
Batch Quality Control

Project Name: 50 ELMWOOD AVENUE
Project Number: 0535-020-001

Lab Number: L2042138
Report Date: 10/12/20

Parameter	LCS %Recovery	Qual	LCSD %Recovery	Qual	%Recovery Limits	RPD	Qual	RPD Limits
Semivolatile Organics by GC/MS - Westborough Lab Associated sample(s): 01-06 Batch: WG1417945-2 WG1417945-3								
Acenaphthene	72		79		31-137	9		50
Hexachlorobenzene	86		93		40-140	8		50
Bis(2-chloroethyl)ether	60		69		40-140	14		50
2-Chloronaphthalene	83		88		40-140	6		50
3,3'-Dichlorobenzidine	79		84		40-140	6		50
2,4-Dinitrotoluene	87		98		40-132	12		50
2,6-Dinitrotoluene	97		102		40-140	5		50
Fluoranthene	78		82		40-140	5		50
4-Chlorophenyl phenyl ether	80		89		40-140	11		50
4-Bromophenyl phenyl ether	90		94		40-140	4		50
Bis(2-chloroisopropyl)ether	55		58		40-140	5		50
Bis(2-chloroethoxy)methane	76		82		40-117	8		50
Hexachlorobutadiene	80		84		40-140	5		50
Hexachlorocyclopentadiene	65		73		40-140	12		50
Hexachloroethane	64		66		40-140	3		50
Isophorone	73		77		40-140	5		50
Naphthalene	71		75		40-140	5		50
Nitrobenzene	75		79		40-140	5		50
NDPA/DPA	80		87		36-157	8		50
n-Nitrosodi-n-propylamine	77		82		32-121	6		50
Bis(2-ethylhexyl)phthalate	82		89		40-140	8		50
Butyl benzyl phthalate	85		91		40-140	7		50
Di-n-butylphthalate	83		89		40-140	7		50

Lab Control Sample Analysis
Batch Quality Control

Project Name: 50 ELMWOOD AVENUE
Project Number: 0535-020-001

Lab Number: L2042138
Report Date: 10/12/20

Parameter	LCS %Recovery	Qual	LCSD %Recovery	Qual	%Recovery Limits	RPD	Qual	RPD Limits
Semivolatile Organics by GC/MS - Westborough Lab Associated sample(s): 01-06 Batch: WG1417945-2 WG1417945-3								
Di-n-octylphthalate	79		87		40-140	10		50
Diethyl phthalate	80		89		40-140	11		50
Dimethyl phthalate	89		98		40-140	10		50
Benzo(a)anthracene	71		78		40-140	9		50
Benzo(a)pyrene	83		89		40-140	7		50
Benzo(b)fluoranthene	81		88		40-140	8		50
Benzo(k)fluoranthene	73		82		40-140	12		50
Chrysene	72		80		40-140	11		50
Acenaphthylene	84		90		40-140	7		50
Anthracene	77		81		40-140	5		50
Benzo(ghi)perylene	80		84		40-140	5		50
Fluorene	78		86		40-140	10		50
Phenanthrene	75		79		40-140	5		50
Dibenzo(a,h)anthracene	80		86		40-140	7		50
Indeno(1,2,3-cd)pyrene	84		89		40-140	6		50
Pyrene	78		81		35-142	4		50
Biphenyl	90		96		37-127	6		50
4-Chloroaniline	57		62		40-140	8		50
2-Nitroaniline	88		99		47-134	12		50
3-Nitroaniline	76		79		26-129	4		50
4-Nitroaniline	77		85		41-125	10		50
Dibenzofuran	78		84		40-140	7		50
2-Methylnaphthalene	78		85		40-140	9		50

Lab Control Sample Analysis

Batch Quality Control

Project Name: 50 ELMWOOD AVENUE

Project Number: 0535-020-001

Lab Number: L2042138

Report Date: 10/12/20

Parameter	LCS %Recovery	Qual	LCSD %Recovery	Qual	%Recovery Limits	RPD	Qual	RPD Limits
Semivolatile Organics by GC/MS - Westborough Lab Associated sample(s): 01-06 Batch: WG1417945-2 WG1417945-3								
1,2,4,5-Tetrachlorobenzene	92		95		40-117	3		50
Acetophenone	91		96		14-144	5		50
2,4,6-Trichlorophenol	96		105		30-130	9		50
p-Chloro-m-cresol	88		101		26-103	14		50
2-Chlorophenol	80		84		25-102	5		50
2,4-Dichlorophenol	93		99		30-130	6		50
2,4-Dimethylphenol	85		91		30-130	7		50
2-Nitrophenol	83		90		30-130	8		50
4-Nitrophenol	86		96		11-114	11		50
2,4-Dinitrophenol	67		73		4-130	9		50
4,6-Dinitro-o-cresol	81		90		10-130	11		50
Pentachlorophenol	79		87		17-109	10		50
Phenol	73		79		26-90	8		50
2-Methylphenol	80		87		30-130.	8		50
3-Methylphenol/4-Methylphenol	81		87		30-130	7		50
2,4,5-Trichlorophenol	92		97		30-130	5		50
Carbazole	79		84		54-128	6		50
Atrazine	104		115		40-140	10		50
Benzaldehyde	78		80		40-140	3		50
Caprolactam	86		93		15-130	8		50
2,3,4,6-Tetrachlorophenol	84		94		40-140	11		50

Lab Control Sample Analysis

Batch Quality Control

Project Name: 50 ELMWOOD AVENUE

Project Number: 0535-020-001

Lab Number: L2042138

Report Date: 10/12/20

Parameter	LCS %Recovery	Qual	LCSD %Recovery	Qual	%Recovery Limits	RPD	Qual	RPD Limits
Semivolatile Organics by GC/MS - Westborough Lab Associated sample(s): 01-06 Batch: WG1417945-2 WG1417945-3								

Surrogate	LCS %Recovery	Qual	LCSD %Recovery	Qual	Acceptance Criteria
2-Fluorophenol	78		81		25-120
Phenol-d6	79		85		10-120
Nitrobenzene-d5	77		82		23-120
2-Fluorobiphenyl	84		90		30-120
2,4,6-Tribromophenol	99		110		10-136
4-Terphenyl-d14	84		88		18-120

Matrix Spike Analysis
Batch Quality Control

Project Name: 50 ELMWOOD AVENUE
Project Number: 0535-020-001
Lab Number: L2042138
Report Date: 10/12/20

Parameter	Native Sample	MS Added	MS Found	MS %Recovery	Qual	MSD Found	MSD %Recovery	Qual	Recovery Limits	RPD	Qual	RPD Limits
Semivolatile Organics by GC/MS - Westborough Lab Associated sample(s): 01-06 QC Batch ID: WG1417945-4 WG1417945-5 QC Sample: L2042138-04 Client ID: TP-29 5-6 FT												
Acenaphthene	ND	1560	1300	83		1400	88		31-137	7		50
Hexachlorobenzene	ND	1560	1200	77		1300	82		40-140	8		50
Bis(2-chloroethyl)ether	ND	1560	1500	96		1500	95		40-140	0		50
2-Chloronaphthalene	ND	1560	1300	83		1300	82		40-140	0		50
3,3'-Dichlorobenzidine	ND	1560	1000	64		1100	69		40-140	10		50
2,4-Dinitrotoluene	ND	1560	1000	64		1200	76		40-132	18		50
2,6-Dinitrotoluene	ND	1560	1100	71		1200	76		40-140	9		50
Fluoranthene	ND	1560	1300	83		1400	88		40-140	7		50
4-Chlorophenyl phenyl ether	ND	1560	1300	83		1300	82		40-140	0		50
4-Bromophenyl phenyl ether	ND	1560	1200	77		1300	82		40-140	8		50
Bis(2-chloroisopropyl)ether	ND	1560	1700	110		1700	110		40-140	0		50
Bis(2-chloroethoxy)methane	ND	1560	1400	90		1500	95		40-117	7		50
Hexachlorobutadiene	ND	1560	1300	83		1400	88		40-140	7		50
Hexachlorocyclopentadiene	ND	1560	560	**36**	Q	660	42		40-140	16		50
Hexachloroethane	ND	1560	1400	90		1400	88		40-140	0		50
Isophorone	ND	1560	1500	96		1600	100		40-140	6		50
Naphthalene	150J	1560	1300	83		1400	88		40-140	7		50
Nitrobenzene	ND	1560	1600	100		1600	100		40-140	0		50
NDPA/DPA	ND	1560	1300	83		1400	88		36-157	7		50
n-Nitrosodi-n-propylamine	ND	1560	1600	100		1700	110		32-121	6		50
Bis(2-ethylhexyl)phthalate	ND	1560	1600	100		1700	110		40-140	6		50
Butyl benzyl phthalate	ND	1560	1400	90		1500	95		40-140	7		50
Di-n-butylphthalate	ND	1560	1400	90		1500	95		40-140	7		50

Matrix Spike Analysis

Batch Quality Control

Project Name: 50 ELMWOOD AVENUE

Project Number: 0535-020-001

Lab Number: L2042138

Report Date: 10/12/20

Parameter	Native Sample	MS Added	MS Found	MS %Recovery	Qual	MSD Found	MSD %Recovery	Qual	Recovery Limits	RPD	Qual	RPD Limits
Semivolatile Organics by GC/MS - Westborough Lab Associated sample(s): 01-06 QC Batch ID: WG1417945-4 WG1417945-5 QC Sample: L2042138-04 Client ID: TP-29 5-6 FT												
Di-n-octylphthalate	ND	1560	1500	96		1600	100		40-140	6		50
Diethyl phthalate	ND	1560	1300	83		1400	88		40-140	7		50
Dimethyl phthalate	ND	1560	1300	83		1400	88		40-140	7		50
Benzo(a)anthracene	ND	1560	1300	83		1400	88		40-140	7		50
Benzo(a)pyrene	ND	1560	1300	83		1400	88		40-140	7		50
Benzo(b)fluoranthene	ND	1560	1300	83		1500	95		40-140	14		50
Benzo(k)fluoranthene	ND	1560	1300	83		1400	88		40-140	7		50
Chrysene	ND	1560	1300	83		1500	95		40-140	14		50
Acenaphthylene	ND	1560	1400	90		1400	88		40-140	0		50
Anthracene	ND	1560	1300	83		1400	88		40-140	7		50
Benzo(ghi)perylene	ND	1560	1300	83		1400	88		40-140	7		50
Fluorene	ND	1560	1300	83		1400	88		40-140	7		50
Phenanthrene	24J	1560	1300	83		1400	88		40-140	7		50
Dibenzo(a,h)anthracene	ND	1560	1200	77		1300	82		40-140	8		50
Indeno(1,2,3-cd)pyrene	ND	1560	1200	77		1400	88		40-140	15		50
Pyrene	ND	1560	1300	83		1400	88		35-142	7		50
Biphenyl	ND	1560	1300	83		1400	88		37-127	7		50
4-Chloroaniline	ND	1560	1400	90		1600	100		40-140	13		50
2-Nitroaniline	ND	1560	1600	100		1700	110		47-134	6		50
3-Nitroaniline	ND	1560	1100	71		1200	76		26-129	9		50
4-Nitroaniline	ND	1560	1400	90		1500	95		41-125	7		50
Dibenzofuran	19J	1560	1300	83		1400	88		40-140	7		50
2-Methylnaphthalene	43J	1560	1300	83		1400	88		40-140	7		50

Matrix Spike Analysis

Batch Quality Control

Project Name: 50 ELMWOOD AVENUE
Project Number: 0535-020-001

Lab Number: L2042138
Report Date: 10/12/20

Parameter	Native Sample	MS Added	MS Found	MS %Recovery	Qual	MSD Found	MSD %Recovery	Qual	Recovery Limits	RPD	Qual	RPD Limits
Semivolatile Organics by GC/MS - Westborough Lab Associated sample(s): 01-06 QC Batch ID: WG1417945-4 WG1417945-5 QC Sample: L2042138-04 Client ID: TP-29 5-6 FT												
1,2,4,5-Tetrachlorobenzene	ND	1560	1200	77		1300	82		40-117	8		50
Acetophenone	ND	1560	1600	100		1700	110		14-144	6		50
2,4,6-Trichlorophenol	ND	1560	1300	83		1400	88		30-130	7		50
p-Chloro-m-cresol	ND	1560	1500	96		1600	100		26-103	6		50
2-Chlorophenol	ND	1560	1400	90		1500	95		25-102	7		50
2,4-Dichlorophenol	ND	1560	1400	90		1500	95		30-130	7		50
2,4-Dimethylphenol	ND	1560	1700	110		1800	110		30-130	6		50
2-Nitrophenol	ND	1560	1000	64		1100	69		30-130	10		50
4-Nitrophenol	ND	1560	1400	90		1400	88		11-114	0		50
2,4-Dinitrophenol	ND	1560	ND	**0**	Q	ND	**0**	Q	4-130	NC		50
4,6-Dinitro-o-cresol	ND	1560	320J	21		290J	18		10-130	10		50
Pentachlorophenol	ND	1560	1200	77		1300	82		17-109	8		50
Phenol	ND	1560	1400	90		1400	88		26-90	0		50
2-Methylphenol	ND	1560	1500	96		1600	100		30-130.	6		50
3-Methylphenol/4-Methylphenol	ND	1560	1600	100		1700	110		30-130	6		50
2,4,5-Trichlorophenol	ND	1560	1400	90		1400	88		30-130	0		50
Carbazole	ND	1560	1300	83		1400	88		54-128	7		50
Atrazine	ND	1560	1200	77		1300	82		40-140	8		50
Benzaldehyde	ND	1560	1300	83		1300	82		40-140	0		50
Caprolactam	ND	1560	ND	**0**	Q	ND	**0**	Q	15-130	NC		50
2,3,4,6-Tetrachlorophenol	ND	1560	1300	83		1400	88		40-140	7		50

Matrix Spike Analysis

Batch Quality Control

Project Name: 50 ELMWOOD AVENUE

Project Number: 0535-020-001

Lab Number: L2042138

Report Date: 10/12/20

Parameter	Native Sample	MS Added	MS Found	MS %Recovery	Qual	MSD Found	MSD %Recovery	Qual	Recovery Limits	RPD	Qual	RPD Limits
Semivolatile Organics by GC/MS - Westborough Lab Associated sample(s): 01-06 QC Batch ID: WG1417945-4 WG1417945-5 QC Sample: L2042138-04 Client ID: TP-29 5-6 FT												

Surrogate	MS % Recovery	MS Qualifier	MSD % Recovery	MSD Qualifier	Acceptance Criteria
2,4,6-Tribromophenol	83		87		10-136
2-Fluorobiphenyl	83		85		30-120
2-Fluorophenol	95		98		25-120
4-Terphenyl-d14	82		83		18-120
Nitrobenzene-d5	102		107		23-120
Phenol-d6	95		99		10-120

PCBS

Project Name: 50 ELMWOOD AVENUE
Project Number: 0535-020-001
Lab Number: L2042138
Report Date: 10/12/20

SAMPLE RESULTS

Lab ID: L2042138-01
Client ID: TP-23 2-4 FT
Sample Location: LOCKPORT,NY

Date Collected: 10/02/20 11:30
Date Received: 10/02/20
Field Prep: Not Specified

Sample Depth:
Matrix: Soil
Analytical Method: 1,8082A
Analytical Date: 10/06/20 15:42
Analyst: JAW
Percent Solids: 81%

Extraction Method: EPA 3546
Extraction Date: 10/05/20 18:46
Cleanup Method: EPA 3665A
Cleanup Date: 10/06/20
Cleanup Method: EPA 3660B
Cleanup Date: 10/06/20

Parameter	Result	Qualifier	Units	RL	MDL	Dilution Factor	Column
Polychlorinated Biphenyls by GC - Westborough Lab							
Aroclor 1016	ND		ug/kg	39.7	3.52	1	A
Aroclor 1221	ND		ug/kg	39.7	3.98	1	A
Aroclor 1232	ND		ug/kg	39.7	8.42	1	A
Aroclor 1242	ND		ug/kg	39.7	5.35	1	A
Aroclor 1248	ND		ug/kg	39.7	5.96	1	A
Aroclor 1254	ND		ug/kg	39.7	4.34	1	A
Aroclor 1260	ND		ug/kg	39.7	7.34	1	A
Aroclor 1262	ND		ug/kg	39.7	5.04	1	A
Aroclor 1268	ND		ug/kg	39.7	4.11	1	A
PCBs, Total	ND		ug/kg	39.7	3.52	1	A

Surrogate	% Recovery	Qualifier	Acceptance Criteria	Column
2,4,5,6-Tetrachloro-m-xylene	66		30-150	A
Decachlorobiphenyl	60		30-150	A
2,4,5,6-Tetrachloro-m-xylene	75		30-150	B
Decachlorobiphenyl	74		30-150	B

Project Name: 50 ELMWOOD AVENUE
Project Number: 0535-020-001
Lab Number: L2042138
Report Date: 10/12/20

SAMPLE RESULTS

Lab ID: L2042138-04
Client ID: TP-29 5-6 FT
Sample Location: LOCKPORT,NY

Date Collected: 10/02/20 15:08
Date Received: 10/02/20
Field Prep: Not Specified

Sample Depth:
Matrix: Soil
Analytical Method: 1,8082A
Analytical Date: 10/06/20 15:49
Analyst: JAW
Percent Solids: 84%

Extraction Method: EPA 3546
Extraction Date: 10/05/20 18:46
Cleanup Method: EPA 3665A
Cleanup Date: 10/06/20
Cleanup Method: EPA 3660B
Cleanup Date: 10/06/20

Parameter	Result	Qualifier	Units	RL	MDL	Dilution Factor	Column
Polychlorinated Biphenyls by GC - Westborough Lab							
Aroclor 1016	ND		ug/kg	38.1	3.39	1	A
Aroclor 1221	ND		ug/kg	38.1	3.82	1	A
Aroclor 1232	ND		ug/kg	38.1	8.09	1	A
Aroclor 1242	ND		ug/kg	38.1	5.14	1	A
Aroclor 1248	ND		ug/kg	38.1	5.72	1	A
Aroclor 1254	ND		ug/kg	38.1	4.17	1	A
Aroclor 1260	ND		ug/kg	38.1	7.05	1	A
Aroclor 1262	ND		ug/kg	38.1	4.84	1	A
Aroclor 1268	ND		ug/kg	38.1	3.95	1	A
PCBs, Total	ND		ug/kg	38.1	3.39	1	A

Surrogate	% Recovery	Qualifier	Acceptance Criteria	Column
2,4,5,6-Tetrachloro-m-xylene	62		30-150	A
Decachlorobiphenyl	47		30-150	A
2,4,5,6-Tetrachloro-m-xylene	72		30-150	B
Decachlorobiphenyl	60		30-150	B

Project Name: 50 ELMWOOD AVENUE
Project Number: 0535-020-001
Lab Number: L2042138
Report Date: 10/12/20

SAMPLE RESULTS

Lab ID: L2042138-05
Client ID: TP-29 7-8 FT
Sample Location: LOCKPORT,NY

Date Collected: 10/02/20 15:52
Date Received: 10/02/20
Field Prep: Not Specified

Sample Depth:
Matrix: Soil
Analytical Method: 1,8082A
Analytical Date: 10/06/20 16:10
Analyst: JAW
Percent Solids: 88%

Extraction Method: EPA 3546
Extraction Date: 10/05/20 18:46
Cleanup Method: EPA 3665A
Cleanup Date: 10/06/20
Cleanup Method: EPA 3660B
Cleanup Date: 10/06/20

Parameter	Result	Qualifier	Units	RL	MDL	Dilution Factor	Column
Polychlorinated Biphenyls by GC - Westborough Lab							
Aroclor 1016	ND		ug/kg	36.8	3.26	1	A
Aroclor 1221	ND		ug/kg	36.8	3.68	1	A
Aroclor 1232	ND		ug/kg	36.8	7.79	1	A
Aroclor 1242	ND		ug/kg	36.8	4.96	1	A
Aroclor 1248	ND		ug/kg	36.8	5.51	1	A
Aroclor 1254	ND		ug/kg	36.8	4.02	1	A
Aroclor 1260	ND		ug/kg	36.8	6.79	1	A
Aroclor 1262	ND		ug/kg	36.8	4.67	1	A
Aroclor 1268	ND		ug/kg	36.8	3.81	1	A
PCBs, Total	ND		ug/kg	36.8	3.26	1	A

Surrogate	% Recovery	Qualifier	Acceptance Criteria	Column
2,4,5,6-Tetrachloro-m-xylene	68		30-150	A
Decachlorobiphenyl	56		30-150	A
2,4,5,6-Tetrachloro-m-xylene	76		30-150	B
Decachlorobiphenyl	66		30-150	B

Project Name: 50 ELMWOOD AVENUE
Project Number: 0535-020-001
Lab Number: L2042138
Report Date: 10/12/20

SAMPLE RESULTS

Lab ID: L2042138-06
Client ID: BLIND DUP #1
Sample Location: LOCKPORT,NY

Date Collected: 10/02/20 16:00
Date Received: 10/02/20
Field Prep: Not Specified

Sample Depth:
Matrix: Soil
Analytical Method: 1,8082A
Analytical Date: 10/06/20 15:39
Analyst: CW
Percent Solids: 76%

Extraction Method: EPA 3546
Extraction Date: 10/06/20 04:26
Cleanup Method: EPA 3665A
Cleanup Date: 10/06/20
Cleanup Method: EPA 3660B
Cleanup Date: 10/06/20

Parameter	Result	Qualifier	Units	RL	MDL	Dilution Factor	Column
Polychlorinated Biphenyls by GC - Westborough Lab							
Aroclor 1016	ND		ug/kg	43.8	3.89	1	A
Aroclor 1221	ND		ug/kg	43.8	4.39	1	A
Aroclor 1232	ND		ug/kg	43.8	9.28	1	A
Aroclor 1242	ND		ug/kg	43.8	5.90	1	A
Aroclor 1248	ND		ug/kg	43.8	6.57	1	A
Aroclor 1254	ND		ug/kg	43.8	4.79	1	A
Aroclor 1260	ND		ug/kg	43.8	8.09	1	A
Aroclor 1262	ND		ug/kg	43.8	5.56	1	A
Aroclor 1268	ND		ug/kg	43.8	4.54	1	A
PCBs, Total	ND		ug/kg	43.8	3.89	1	A

Surrogate	% Recovery	Qualifier	Acceptance Criteria	Column
2,4,5,6-Tetrachloro-m-xylene	69		30-150	A
Decachlorobiphenyl	76		30-150	A
2,4,5,6-Tetrachloro-m-xylene	69		30-150	B
Decachlorobiphenyl	62		30-150	B

Project Name: 50 ELMWOOD AVENUE
Project Number: 0535-020-001
Lab Number: L2042138
Report Date: 10/12/20

Method Blank Analysis
Batch Quality Control

Analytical Method: 1,8082A
Analytical Date: 10/05/20 19:38
Analyst: JM

Extraction Method: EPA 3546
Extraction Date: 10/05/20 04:36
Cleanup Method: EPA 3665A
Cleanup Date: 10/05/20
Cleanup Method: EPA 3660B
Cleanup Date: 10/05/20

Parameter	Result	Qualifier	Units	RL	MDL	Column
Polychlorinated Biphenyls by GC - Westborough Lab for sample(s): 06 Batch: WG1417987-1						
Aroclor 1016	ND		ug/kg	31.5	2.80	A
Aroclor 1221	ND		ug/kg	31.5	3.16	A
Aroclor 1232	ND		ug/kg	31.5	6.69	A
Aroclor 1242	ND		ug/kg	31.5	4.25	A
Aroclor 1248	ND		ug/kg	31.5	4.73	A
Aroclor 1254	ND		ug/kg	31.5	3.45	A
Aroclor 1260	ND		ug/kg	31.5	5.83	A
Aroclor 1262	ND		ug/kg	31.5	4.01	A
Aroclor 1268	ND		ug/kg	31.5	3.27	A
PCBs, Total	ND		ug/kg	31.5	2.80	A

Surrogate	%Recovery	Qualifier	Acceptance Criteria	Column
2,4,5,6-Tetrachloro-m-xylene	74		30-150	A
Decachlorobiphenyl	90		30-150	A
2,4,5,6-Tetrachloro-m-xylene	74		30-150	B
Decachlorobiphenyl	73		30-150	B

Project Name: 50 ELMWOOD AVENUE
Project Number: 0535-020-001
Lab Number: L2042138
Report Date: 10/12/20

Method Blank Analysis
Batch Quality Control

Analytical Method: 1,8082A
Analytical Date: 10/06/20 14:53
Analyst: JAW

Extraction Method: EPA 3546
Extraction Date: 10/05/20 18:46
Cleanup Method: EPA 3665A
Cleanup Date: 10/06/20
Cleanup Method: EPA 3660B
Cleanup Date: 10/06/20

Parameter	Result	Qualifier	Units	RL	MDL	Column
Polychlorinated Biphenyls by GC - Westborough Lab for sample(s): 01,04-05 Batch: WG1418332-1						
Aroclor 1016	ND		ug/kg	31.8	2.82	A
Aroclor 1221	ND		ug/kg	31.8	3.18	A
Aroclor 1232	ND		ug/kg	31.8	6.74	A
Aroclor 1242	ND		ug/kg	31.8	4.28	A
Aroclor 1248	ND		ug/kg	31.8	4.77	A
Aroclor 1254	ND		ug/kg	31.8	3.48	A
Aroclor 1260	ND		ug/kg	31.8	5.87	A
Aroclor 1262	ND		ug/kg	31.8	4.04	A
Aroclor 1268	ND		ug/kg	31.8	3.29	A
PCBs, Total	ND		ug/kg	31.8	2.82	A

Surrogate	%Recovery	Qualifier	Acceptance Criteria	Column
2,4,5,6-Tetrachloro-m-xylene	73		30-150	A
Decachlorobiphenyl	67		30-150	A
2,4,5,6-Tetrachloro-m-xylene	84		30-150	B
Decachlorobiphenyl	80		30-150	B

Lab Control Sample Analysis

Batch Quality Control

Project Name: 50 ELMWOOD AVENUE

Project Number: 0535-020-001

Lab Number: L2042138

Report Date: 10/12/20

Parameter	LCS %Recovery	Qual	LCSD %Recovery	Qual	%Recovery Limits	RPD	Qual	RPD Limits	Column
Polychlorinated Biphenyls by GC - Westborough Lab Associated sample(s): 06 Batch: WG1417987-2 WG1417987-3									
Aroclor 1016	98		100		40-140	2		50	A
Aroclor 1260	104		104		40-140	0		50	A

Surrogate	LCS %Recovery	Qual	LCSD %Recovery	Qual	Acceptance Criteria	Column
2,4,5,6-Tetrachloro-m-xylene	75		78		30-150	A
Decachlorobiphenyl	91		94		30-150	A
2,4,5,6-Tetrachloro-m-xylene	67		72		30-150	B
Decachlorobiphenyl	66		71		30-150	B

Lab Control Sample Analysis
Batch Quality Control

Project Name: 50 ELMWOOD AVENUE
Project Number: 0535-020-001

Lab Number: L2042138
Report Date: 10/12/20

Parameter	LCS %Recovery	Qual	LCSD %Recovery	Qual	%Recovery Limits	RPD	Qual	RPD Limits	Column
Polychlorinated Biphenyls by GC - Westborough Lab Associated sample(s): 01,04-05 Batch: WG1418332-2 WG1418332-3									
Aroclor 1016	75		68		40-140	10		50	A
Aroclor 1260	69		63		40-140	9		50	A

Surrogate	LCS %Recovery	Qual	LCSD %Recovery	Qual	Acceptance Criteria	Column
2,4,5,6-Tetrachloro-m-xylene	66		60		30-150	A
Decachlorobiphenyl	58		53		30-150	A
2,4,5,6-Tetrachloro-m-xylene	77		70		30-150	B
Decachlorobiphenyl	70		66		30-150	B

Matrix Spike Analysis

Batch Quality Control

Project Name: 50 ELMWOOD AVENUE
Project Number: 0535-020-001

Lab Number: L2042138
Report Date: 10/12/20

Parameter	Native Sample	MS Added	MS Found	MS %Recovery	Qual	MSD Found	MSD %Recovery	Qual	Recovery Limits	RPD	Qual	RPD Limits	Column
Polychlorinated Biphenyls by GC - Westborough Lab Associated sample(s): 01,04-05 QC Batch ID: WG1418332-4 WG1418332-5 QC Sample: L2042138-04 Client ID: TP-29 5-6 FT													
Aroclor 1016	ND	247	147	59		148	62		40-140	1		50	A
Aroclor 1260	ND	247	129	52		130	54		40-140	1		50	A

Surrogate	MS % Recovery	MS Qualifier	MSD % Recovery	MSD Qualifier	Acceptance Criteria	Column
2,4,5,6-Tetrachloro-m-xylene	54		56		30-150	A
Decachlorobiphenyl	40		42		30-150	A
2,4,5,6-Tetrachloro-m-xylene	62		66		30-150	B
Decachlorobiphenyl	51		53		30-150	B

PESTICIDES

Project Name: 50 ELMWOOD AVENUE
Project Number: 0535-020-001
Lab Number: L2042138
Report Date: 10/12/20

SAMPLE RESULTS

Lab ID: L2042138-01
Client ID: TP-23 2-4 FT
Sample Location: LOCKPORT,NY

Date Collected: 10/02/20 11:30
Date Received: 10/02/20
Field Prep: Not Specified

Sample Depth:
Matrix: Soil
Analytical Method: 1,8081B
Analytical Date: 10/06/20 11:04
Analyst: JMC
Percent Solids: 81%

Extraction Method: EPA 3546
Extraction Date: 10/05/20 12:50
Cleanup Method: EPA 3620B
Cleanup Date: 10/06/20

Parameter	Result	Qualifier	Units	RL	MDL	Dilution Factor	Column
Organochlorine Pesticides by GC - Westborough Lab							
Delta-BHC	ND		ug/kg	1.96	0.384	1	A
Lindane	ND		ug/kg	0.818	0.366	1	A
Alpha-BHC	ND		ug/kg	0.818	0.232	1	A
Beta-BHC	ND		ug/kg	1.96	0.744	1	A
Heptachlor	ND		ug/kg	0.981	0.440	1	A
Aldrin	ND		ug/kg	1.96	0.691	1	A
Heptachlor epoxide	ND		ug/kg	3.68	1.10	1	A
Endrin	ND		ug/kg	0.818	0.335	1	A
Endrin aldehyde	ND		ug/kg	2.45	0.859	1	A
Endrin ketone	ND		ug/kg	1.96	0.505	1	A
Dieldrin	ND		ug/kg	1.23	0.613	1	A
4,4'-DDE	ND		ug/kg	1.96	0.454	1	A
4,4'-DDD	ND		ug/kg	1.96	0.700	1	A
4,4'-DDT	ND		ug/kg	3.68	1.58	1	A
Endosulfan I	ND		ug/kg	1.96	0.464	1	A
Endosulfan II	ND		ug/kg	1.96	0.656	1	A
Endosulfan sulfate	ND		ug/kg	0.818	0.389	1	A
Methoxychlor	ND		ug/kg	3.68	1.14	1	A
Toxaphene	ND		ug/kg	36.8	10.3	1	A
cis-Chlordane	ND		ug/kg	2.45	0.684	1	A
trans-Chlordane	ND		ug/kg	2.45	0.648	1	A
Chlordane	ND		ug/kg	16.4	6.50	1	A

Project Name: 50 ELMWOOD AVENUE **Lab Number:** L2042138

Project Number: 0535-020-001 **Report Date:** 10/12/20

SAMPLE RESULTS

Lab ID: L2042138-01 Date Collected: 10/02/20 11:30

Client ID: TP-23 2-4 FT Date Received: 10/02/20

Sample Location: LOCKPORT,NY Field Prep: Not Specified

Sample Depth:

Parameter	Result	Qualifier	Units	RL	MDL	Dilution Factor	Column
Organochlorine Pesticides by GC - Westborough Lab							

Surrogate	% Recovery	Qualifier	Acceptance Criteria	Column
2,4,5,6-Tetrachloro-m-xylene	92		30-150	A
Decachlorobiphenyl	83		30-150	A
2,4,5,6-Tetrachloro-m-xylene	85		30-150	B
Decachlorobiphenyl	95		30-150	B

Project Name: 50 ELMWOOD AVENUE
Project Number: 0535-020-001
Lab Number: L2042138
Report Date: 10/12/20

SAMPLE RESULTS

Lab ID: L2042138-01
Client ID: TP-23 2-4 FT
Sample Location: LOCKPORT,NY
Date Collected: 10/02/20 11:30
Date Received: 10/02/20
Field Prep: Not Specified

Sample Depth:
Matrix: Soil
Analytical Method: 1,8151A
Analytical Date: 10/05/20 22:37
Analyst: JMC
Percent Solids: 81%
Methylation Date: 10/05/20 17:23
Extraction Method: EPA 8151A
Extraction Date: 10/04/20 03:42

Parameter	Result	Qualifier	Units	RL	MDL	Dilution Factor	Column
Chlorinated Herbicides by GC - Westborough Lab							
2,4-D	ND		ug/kg	203	12.8	1	A
2,4,5-T	ND		ug/kg	203	6.30	1	A
2,4,5-TP (Silvex)	ND		ug/kg	203	5.41	1	A

Surrogate	% Recovery	Qualifier	Acceptance Criteria	Column
DCAA	102		30-150	A
DCAA	92		30-150	B

Project Name: 50 ELMWOOD AVENUE
Project Number: 0535-020-001
Lab Number: L2042138
Report Date: 10/12/20

SAMPLE RESULTS

Lab ID: L2042138-04
Client ID: TP-29 5-6 FT
Sample Location: LOCKPORT,NY

Date Collected: 10/02/20 15:08
Date Received: 10/02/20
Field Prep: Not Specified

Sample Depth:
Matrix: Soil
Analytical Method: 1,8081B
Analytical Date: 10/06/20 11:44
Analyst: JMC
Percent Solids: 84%

Extraction Method: EPA 3546
Extraction Date: 10/05/20 12:50
Cleanup Method: EPA 3620B
Cleanup Date: 10/06/20

Parameter	Result	Qualifier	Units	RL	MDL	Dilution Factor	Column
Organochlorine Pesticides by GC - Westborough Lab							
Delta-BHC	ND		ug/kg	1.88	0.368	1	A
Lindane	ND		ug/kg	0.783	0.350	1	A
Alpha-BHC	ND		ug/kg	0.783	0.222	1	A
Beta-BHC	ND		ug/kg	1.88	0.713	1	A
Heptachlor	ND		ug/kg	0.940	0.421	1	A
Aldrin	ND		ug/kg	1.88	0.662	1	A
Heptachlor epoxide	ND		ug/kg	3.52	1.06	1	A
Endrin	ND		ug/kg	0.783	0.321	1	A
Endrin aldehyde	ND		ug/kg	2.35	0.823	1	A
Endrin ketone	ND		ug/kg	1.88	0.484	1	A
Dieldrin	ND		ug/kg	1.18	0.588	1	A
4,4'-DDE	ND		ug/kg	1.88	0.435	1	A
4,4'-DDD	ND		ug/kg	1.88	0.671	1	A
4,4'-DDT	ND		ug/kg	3.52	1.51	1	A
Endosulfan I	ND		ug/kg	1.88	0.444	1	A
Endosulfan II	ND		ug/kg	1.88	0.628	1	A
Endosulfan sulfate	ND		ug/kg	0.783	0.373	1	A
Methoxychlor	ND		ug/kg	3.52	1.10	1	A
Toxaphene	ND		ug/kg	35.2	9.87	1	A
cis-Chlordane	ND		ug/kg	2.35	0.655	1	A
trans-Chlordane	ND		ug/kg	2.35	0.620	1	A
Chlordane	ND		ug/kg	15.7	6.23	1	A

Project Name: 50 ELMWOOD AVENUE **Lab Number:** L2042138

Project Number: 0535-020-001 **Report Date:** 10/12/20

SAMPLE RESULTS

Lab ID: L2042138-04 Date Collected: 10/02/20 15:08

Client ID: TP-29 5-6 FT Date Received: 10/02/20

Sample Location: LOCKPORT,NY Field Prep: Not Specified

Sample Depth:

Parameter	Result	Qualifier	Units	RL	MDL	Dilution Factor	Column
Organochlorine Pesticides by GC - Westborough Lab							

Surrogate	% Recovery	Qualifier	Acceptance Criteria	Column
2,4,5,6-Tetrachloro-m-xylene	102		30-150	A
Decachlorobiphenyl	96		30-150	A
2,4,5,6-Tetrachloro-m-xylene	71		30-150	B
Decachlorobiphenyl	68		30-150	B

Project Name: 50 ELMWOOD AVENUE
Project Number: 0535-020-001
Lab Number: L2042138
Report Date: 10/12/20

SAMPLE RESULTS

Lab ID: L2042138-04
Client ID: TP-29 5-6 FT
Sample Location: LOCKPORT,NY
Date Collected: 10/02/20 15:08
Date Received: 10/02/20
Field Prep: Not Specified

Sample Depth:
Matrix: Soil
Analytical Method: 1,8151A
Analytical Date: 10/05/20 20:06
Analyst: JMC
Percent Solids: 84%
Methylation Date: 10/05/20 07:03
Extraction Method: EPA 8151A
Extraction Date: 10/04/20 03:42

Parameter	Result	Qualifier	Units	RL	MDL	Dilution Factor	Column
Chlorinated Herbicides by GC - Westborough Lab							
2,4-D	ND		ug/kg	194	12.2	1	A
2,4,5-T	ND		ug/kg	194	6.00	1	A
2,4,5-TP (Silvex)	ND		ug/kg	194	5.15	1	A

Surrogate	% Recovery	Qualifier	Acceptance Criteria	Column
DCAA	102		30-150	A
DCAA	87		30-150	B

Project Name: 50 ELMWOOD AVENUE
Project Number: 0535-020-001
Lab Number: L2042138
Report Date: 10/12/20

SAMPLE RESULTS

Lab ID: L2042138-05
Client ID: TP-29 7-8 FT
Sample Location: LOCKPORT,NY

Date Collected: 10/02/20 15:52
Date Received: 10/02/20
Field Prep: Not Specified

Sample Depth:
Matrix: Soil
Analytical Method: 1,8081B
Analytical Date: 10/06/20 11:13
Analyst: JMC
Percent Solids: 88%

Extraction Method: EPA 3546
Extraction Date: 10/05/20 12:50
Cleanup Method: EPA 3620B
Cleanup Date: 10/06/20

Parameter	Result	Qualifier	Units	RL	MDL	Dilution Factor	Column
Organochlorine Pesticides by GC - Westborough Lab							
Delta-BHC	ND		ug/kg	1.79	0.351	1	A
Lindane	ND		ug/kg	0.746	0.334	1	A
Alpha-BHC	ND		ug/kg	0.746	0.212	1	A
Beta-BHC	ND		ug/kg	1.79	0.679	1	A
Heptachlor	ND		ug/kg	0.896	0.402	1	A
Aldrin	ND		ug/kg	1.79	0.631	1	A
Heptachlor epoxide	ND		ug/kg	3.36	1.01	1	A
Endrin	ND		ug/kg	0.746	0.306	1	A
Endrin aldehyde	ND		ug/kg	2.24	0.784	1	A
Endrin ketone	ND		ug/kg	1.79	0.461	1	A
Dieldrin	ND		ug/kg	1.12	0.560	1	A
4,4'-DDE	ND		ug/kg	1.79	0.414	1	A
4,4'-DDD	ND		ug/kg	1.79	0.639	1	A
4,4'-DDT	ND		ug/kg	3.36	1.44	1	A
Endosulfan I	ND		ug/kg	1.79	0.423	1	A
Endosulfan II	ND		ug/kg	1.79	0.598	1	A
Endosulfan sulfate	ND		ug/kg	0.746	0.355	1	A
Methoxychlor	ND		ug/kg	3.36	1.04	1	A
Toxaphene	ND		ug/kg	33.6	9.40	1	A
cis-Chlordane	ND		ug/kg	2.24	0.624	1	A
trans-Chlordane	ND		ug/kg	2.24	0.591	1	A
Chlordane	ND		ug/kg	14.9	5.93	1	A

Project Name: 50 ELMWOOD AVENUE **Lab Number:** L2042138

Project Number: 0535-020-001 **Report Date:** 10/12/20

SAMPLE RESULTS

Lab ID: L2042138-05 Date Collected: 10/02/20 15:52

Client ID: TP-29 7-8 FT Date Received: 10/02/20

Sample Location: LOCKPORT,NY Field Prep: Not Specified

Sample Depth:

Parameter	Result	Qualifier	Units	RL	MDL	Dilution Factor	Column
Organochlorine Pesticides by GC - Westborough Lab							

Surrogate	% Recovery	Qualifier	Acceptance Criteria	Column
2,4,5,6-Tetrachloro-m-xylene	81		30-150	A
Decachlorobiphenyl	65		30-150	A
2,4,5,6-Tetrachloro-m-xylene	77		30-150	B
Decachlorobiphenyl	74		30-150	B

Project Name: 50 ELMWOOD AVENUE
Project Number: 0535-020-001
Lab Number: L2042138
Report Date: 10/12/20

SAMPLE RESULTS

Lab ID: L2042138-05
Client ID: TP-29 7-8 FT
Sample Location: LOCKPORT,NY

Date Collected: 10/02/20 15:52
Date Received: 10/02/20
Field Prep: Not Specified

Sample Depth:
Matrix: Soil
Analytical Method: 1,8151A
Analytical Date: 10/05/20 22:55
Analyst: JMC
Percent Solids: 88%
Methylation Date: 10/05/20 17:23

Extraction Method: EPA 8151A
Extraction Date: 10/04/20 03:42

Parameter	Result	Qualifier	Units	RL	MDL	Dilution Factor	Column
Chlorinated Herbicides by GC - Westborough Lab							
2,4-D	ND		ug/kg	185	11.7	1	A
2,4,5-T	ND		ug/kg	185	5.74	1	A
2,4,5-TP (Silvex)	ND		ug/kg	185	4.93	1	A

Surrogate	% Recovery	Qualifier	Acceptance Criteria	Column
DCAA	87		30-150	A
DCAA	93		30-150	B

Project Name: 50 ELMWOOD AVENUE
Project Number: 0535-020-001
Lab Number: L2042138
Report Date: 10/12/20

SAMPLE RESULTS

Lab ID: L2042138-06
Client ID: BLIND DUP #1
Sample Location: LOCKPORT,NY

Date Collected: 10/02/20 16:00
Date Received: 10/02/20
Field Prep: Not Specified

Sample Depth:
Matrix: Soil
Analytical Method: 1,8081B
Analytical Date: 10/06/20 11:22
Analyst: JMC
Percent Solids: 76%

Extraction Method: EPA 3546
Extraction Date: 10/05/20 12:50
Cleanup Method: EPA 3620B
Cleanup Date: 10/06/20

Parameter	Result	Qualifier	Units	RL	MDL	Dilution Factor	Column
Organochlorine Pesticides by GC - Westborough Lab							
Delta-BHC	ND		ug/kg	2.08	0.408	1	A
Lindane	ND		ug/kg	0.869	0.388	1	A
Alpha-BHC	ND		ug/kg	0.869	0.247	1	A
Beta-BHC	ND		ug/kg	2.08	0.791	1	A
Heptachlor	ND		ug/kg	1.04	0.468	1	A
Aldrin	ND		ug/kg	2.08	0.734	1	A
Heptachlor epoxide	ND		ug/kg	3.91	1.17	1	A
Endrin	ND		ug/kg	0.869	0.356	1	A
Endrin aldehyde	ND		ug/kg	2.61	0.912	1	A
Endrin ketone	ND		ug/kg	2.08	0.537	1	A
Dieldrin	ND		ug/kg	1.30	0.652	1	A
4,4'-DDE	ND		ug/kg	2.08	0.482	1	A
4,4'-DDD	ND		ug/kg	2.08	0.744	1	A
4,4'-DDT	ND		ug/kg	3.91	1.68	1	A
Endosulfan I	ND		ug/kg	2.08	0.493	1	A
Endosulfan II	ND		ug/kg	2.08	0.697	1	A
Endosulfan sulfate	ND		ug/kg	0.869	0.414	1	A
Methoxychlor	ND		ug/kg	3.91	1.22	1	A
Toxaphene	ND		ug/kg	39.1	11.0	1	A
cis-Chlordane	ND		ug/kg	2.61	0.726	1	A
trans-Chlordane	ND		ug/kg	2.61	0.688	1	A
Chlordane	ND		ug/kg	17.4	6.91	1	A

Project Name: 50 ELMWOOD AVENUE **Lab Number:** L2042138

Project Number: 0535-020-001 **Report Date:** 10/12/20

SAMPLE RESULTS

Lab ID: L2042138-06 Date Collected: 10/02/20 16:00

Client ID: BLIND DUP #1 Date Received: 10/02/20

Sample Location: LOCKPORT,NY Field Prep: Not Specified

Sample Depth:

Parameter	Result	Qualifier	Units	RL	MDL	Dilution Factor	Column
Organochlorine Pesticides by GC - Westborough Lab							

Surrogate	% Recovery	Qualifier	Acceptance Criteria	Column
2,4,5,6-Tetrachloro-m-xylene	68		30-150	A
Decachlorobiphenyl	62		30-150	A
2,4,5,6-Tetrachloro-m-xylene	64		30-150	B
Decachlorobiphenyl	63		30-150	B

Project Name: 50 ELMWOOD AVENUE
Project Number: 0535-020-001
Lab Number: L2042138
Report Date: 10/12/20

SAMPLE RESULTS

Lab ID: L2042138-06
Client ID: BLIND DUP #1
Sample Location: LOCKPORT,NY

Date Collected: 10/02/20 16:00
Date Received: 10/02/20
Field Prep: Not Specified

Sample Depth:
Matrix: Soil
Analytical Method: 1,8151A
Analytical Date: 10/05/20 23:13
Analyst: JMC
Percent Solids: 76%
Methylation Date: 10/05/20 17:24

Extraction Method: EPA 8151A
Extraction Date: 10/04/20 03:42

Parameter	Result	Qualifier	Units	RL	MDL	Dilution Factor	Column
Chlorinated Herbicides by GC - Westborough Lab							
2,4-D	ND		ug/kg	218	13.7	1	A
2,4,5-T	ND		ug/kg	218	6.74	1	A
2,4,5-TP (Silvex)	ND		ug/kg	218	5.79	1	A

Surrogate	% Recovery	Qualifier	Acceptance Criteria	Column
DCAA	101		30-150	A
DCAA	98		30-150	B

Project Name: 50 ELMWOOD AVENUE
Project Number: 0535-020-001
Lab Number: L2042138
Report Date: 10/12/20

Method Blank Analysis
Batch Quality Control

Analytical Method: 1,8151A
Analytical Date: 10/05/20 16:31
Analyst: JMC

Extraction Method: EPA 8151A
Extraction Date: 10/04/20 03:42

Methylation Date: 10/05/20 07:03

Parameter	Result	Qualifier	Units	RL	MDL	Column
Chlorinated Herbicides by GC - Westborough Lab for sample(s): 01,04-06 Batch: WG1417859-1						
2,4-D	ND		ug/kg	164	10.4	A
2,4,5-T	ND		ug/kg	164	5.10	A
2,4,5-TP (Silvex)	ND		ug/kg	164	4.38	A

Surrogate	%Recovery	Qualifier	Acceptance Criteria	Column
DCAA	104		30-150	A
DCAA	95		30-150	B

Project Name: 50 ELMWOOD AVENUE
Project Number: 0535-020-001
Lab Number: L2042138
Report Date: 10/12/20

Method Blank Analysis
Batch Quality Control

Analytical Method: 1,8081B
Analytical Date: 10/06/20 09:47
Analyst: JMC

Extraction Method: EPA 3546
Extraction Date: 10/05/20 05:45
Cleanup Method: EPA 3620B
Cleanup Date: 10/05/20

Parameter	Result	Qualifier	Units	RL	MDL	Column
Organochlorine Pesticides by GC - Westborough Lab for sample(s): 01,04-06 Batch: WG1418002-1						
Delta-BHC	ND		ug/kg	1.52	0.298	A
Lindane	ND		ug/kg	0.635	0.284	A
Alpha-BHC	ND		ug/kg	0.635	0.180	A
Beta-BHC	ND		ug/kg	1.52	0.578	A
Heptachlor	ND		ug/kg	0.762	0.342	A
Aldrin	ND		ug/kg	1.52	0.536	A
Heptachlor epoxide	ND		ug/kg	2.86	0.857	A
Endrin	ND		ug/kg	0.635	0.260	A
Endrin aldehyde	ND		ug/kg	1.90	0.667	A
Endrin ketone	ND		ug/kg	1.52	0.392	A
Dieldrin	ND		ug/kg	0.952	0.476	A
4,4'-DDE	ND		ug/kg	1.52	0.352	A
4,4'-DDD	ND		ug/kg	1.52	0.543	A
4,4'-DDT	ND		ug/kg	2.86	1.22	A
Endosulfan I	ND		ug/kg	1.52	0.360	A
Endosulfan II	ND		ug/kg	1.52	0.509	A
Endosulfan sulfate	ND		ug/kg	0.635	0.302	A
Methoxychlor	ND		ug/kg	2.86	0.889	A
Toxaphene	ND		ug/kg	28.6	8.00	A
cis-Chlordane	ND		ug/kg	1.90	0.531	A
trans-Chlordane	ND		ug/kg	1.90	0.503	A
Chlordane	ND		ug/kg	12.7	5.05	A

Project Name: 50 ELMWOOD AVENUE
Project Number: 0535-020-001
Lab Number: L2042138
Report Date: 10/12/20

Method Blank Analysis
Batch Quality Control

Analytical Method: 1,8081B
Analytical Date: 10/06/20 09:47
Analyst: JMC

Extraction Method: EPA 3546
Extraction Date: 10/05/20 05:45
Cleanup Method: EPA 3620B
Cleanup Date: 10/05/20

Parameter	Result	Qualifier	Units	RL	MDL	Column
Organochlorine Pesticides by GC - Westborough Lab for sample(s): 01,04-06 Batch: WG1418002-1						

Surrogate	%Recovery	Qualifier	Acceptance Criteria	Column
2,4,5,6-Tetrachloro-m-xylene	116		30-150	A
Decachlorobiphenyl	74		30-150	A
2,4,5,6-Tetrachloro-m-xylene	88		30-150	B
Decachlorobiphenyl	67		30-150	B

Lab Control Sample Analysis
Batch Quality Control

Project Name: 50 ELMWOOD AVENUE
Project Number: 0535-020-001

Lab Number: L2042138
Report Date: 10/12/20

Parameter	LCS %Recovery	Qual	LCSD %Recovery	Qual	%Recovery Limits	RPD	Qual	RPD Limits	Column
Chlorinated Herbicides by GC - Westborough Lab Associated sample(s): 01,04-06 Batch: WG1417859-2 WG1417859-3									
2,4-D	117		104		30-150	12		30	A
2,4,5-T	110		112		30-150	2		30	A
2,4,5-TP (Silvex)	107		106		30-150	1		30	A

Surrogate	LCS %Recovery	Qual	LCSD %Recovery	Qual	Acceptance Criteria	Column
DCAA	119		108		30-150	A
DCAA	98		96		30-150	B

Lab Control Sample Analysis
Batch Quality Control

Project Name: 50 ELMWOOD AVENUE
Project Number: 0535-020-001

Lab Number: L2042138
Report Date: 10/12/20

Parameter	LCS %Recovery	Qual	LCSD %Recovery	Qual	%Recovery Limits	RPD	Qual	RPD Limits	Column
Organochlorine Pesticides by GC - Westborough Lab Associated sample(s): 01,04-06 Batch: WG1418002-2 WG1418002-3									
Delta-BHC	120		112		30-150	7		30	A
Lindane	116		111		30-150	4		30	A
Alpha-BHC	125		121		30-150	3		30	A
Beta-BHC	113		110		30-150	3		30	A
Heptachlor	118		115		30-150	3		30	A
Aldrin	126		123		30-150	2		30	A
Heptachlor epoxide	117		114		30-150	3		30	A
Endrin	113		117		30-150	3		30	A
Endrin aldehyde	53		59		30-150	11		30	A
Endrin ketone	72		79		30-150	9		30	A
Dieldrin	126		129		30-150	2		30	A
4,4'-DDE	130		129		30-150	1		30	A
4,4'-DDD	123		128		30-150	4		30	A
4,4'-DDT	102		108		30-150	6		30	A
Endosulfan I	118		116		30-150	2		30	A
Endosulfan II	100		106		30-150	6		30	A
Endosulfan sulfate	69		77		30-150	11		30	A
Methoxychlor	77		82		30-150	6		30	A
cis-Chlordane	100		97		30-150	3		30	A
trans-Chlordane	82		84		30-150	2		30	A

Lab Control Sample Analysis

Batch Quality Control

Project Name: 50 ELMWOOD AVENUE

Project Number: 0535-020-001

Lab Number: L2042138

Report Date: 10/12/20

Parameter	LCS %Recovery	Qual	LCSD %Recovery	Qual	%Recovery Limits	RPD	Qual	RPD Limits
Organochlorine Pesticides by GC - Westborough Lab Associated sample(s): 01,04-06 Batch: WG1418002-2 WG1418002-3								

Surrogate	LCS %Recovery	Qual	LCSD %Recovery	Qual	Acceptance Criteria	Column
2,4,5,6-Tetrachloro-m-xylene	113		111		30-150	A
Decachlorobiphenyl	76		77		30-150	A
2,4,5,6-Tetrachloro-m-xylene	95		85		30-150	B
Decachlorobiphenyl	70		63		30-150	B

Matrix Spike Analysis

Batch Quality Control

Project Name: 50 ELMWOOD AVENUE

Project Number: 0535-020-001

Lab Number: L2042138

Report Date: 10/12/20

Parameter	Native Sample	MS Added	MS Found	MS %Recovery	Qual	MSD Found	MSD %Recovery	Qual	Recovery Limits	RPD	Qual	RPD Limits	Column
Chlorinated Herbicides by GC - Westborough Lab Associated sample(s): 01,04-06 QC Batch ID: WG1417859-4 WG1417859-5 QC Sample: L2042138-04 Client ID: TP-29 5-6 FT													
2,4-D	ND	194	213	110		217	110		30-150	2		30	A
2,4,5-T	ND	194	202	104		206	105		30-150	2		30	A
2,4,5-TP (Silvex)	ND	194	189J	98		194J	99		30-150	3		30	A

Surrogate	MS % Recovery	MS Qualifier	MSD % Recovery	MSD Qualifier	Acceptance Criteria	Column
DCAA	114		115		30-150	A
DCAA	104		118		30-150	B

Matrix Spike Analysis

Batch Quality Control

Project Name: 50 ELMWOOD AVENUE

Project Number: 0535-020-001

Lab Number: L2042138

Report Date: 10/12/20

Parameter	Native Sample	MS Added	MS Found	MS %Recovery	Qual	MSD Found	MSD %Recovery	Qual	Recovery Limits	RPD	Qual	RPD Limits	Column
Organochlorine Pesticides by GC - Westborough Lab Associated sample(s): 01,04-06 QC Batch ID: WG1418002-4 WG1418002-5 QC Sample: L2042138-04 Client ID: TP-29 5-6 FT													
Delta-BHC	ND	39	32.8	84		38.9	99		30-150	17		50	A
Lindane	ND	39	33.6	86		39.0	100		30-150	15		50	A
Alpha-BHC	ND	39	35.8	92		40.6	104		30-150	13		50	A
Beta-BHC	ND	39	33.8	87		40.2	103		30-150	17		50	A
Heptachlor	ND	39	36.5	94		42.9	110		30-150	16		50	A
Aldrin	ND	39	39.4	101		46.2	118		30-150	16		50	A
Heptachlor epoxide	ND	39	37.1	95		45.1	115		30-150	19		50	A
Endrin	ND	39	40.1	103		46.3	118		30-150	14		50	A
Endrin aldehyde	ND	39	14.8	38		22.9	59		30-150	43		50	A
Endrin ketone	ND	39	21.9	56		31.7	81		30-150	37		50	A
Dieldrin	ND	39	43.9	113		50.1	128		30-150	13		50	A
4,4'-DDE	ND	39	42.7	110		47.5	121		30-150	11		50	A
4,4'-DDD	ND	39	46.0	118		53.6	137		30-150	15		50	A
4,4'-DDT	ND	39	37.3	96		42.1	108		30-150	12		50	A
Endosulfan I	ND	39	39.8	102		44.1	113		30-150	10		50	A
Endosulfan II	ND	39	35.3	91		44.7	114		30-150	24		50	A
Endosulfan sulfate	ND	39	20.1	52		30.6	78		30-150	41		50	A
Methoxychlor	ND	39	26.1	67		33.8	86		30-150	26		50	A
cis-Chlordane	ND	39	34.2	88		39.0	100		30-150	13		50	A
trans-Chlordane	ND	39	29.7	76		35.2	90		30-150	17		50	A

Matrix Spike Analysis

Batch Quality Control

Project Name: 50 ELMWOOD AVENUE

Project Number: 0535-020-001

Lab Number: L2042138

Report Date: 10/12/20

Parameter	Native Sample	MS Added	MS Found	MS %Recovery	Qual	MSD Found	MSD %Recovery	Qual	Recovery Limits	RPD	Qual	RPD Limits
Organochlorine Pesticides by GC - Westborough Lab Associated sample(s): 01,04-06 QC Batch ID: WG1418002-4 WG1418002-5 QC Sample: L2042138-04 Client ID: TP-29 5-6 FT												

Surrogate	MS % Recovery	MS Qualifier	MSD % Recovery	MSD Qualifier	Acceptance Criteria	Column
2,4,5,6-Tetrachloro-m-xylene	94		109		30-150	A
Decachlorobiphenyl	79		90		30-150	A
2,4,5,6-Tetrachloro-m-xylene	67		70		30-150	B
Decachlorobiphenyl	61		61		30-150	B

METALS

Project Name: 50 ELMWOOD AVENUE
Project Number: 0535-020-001
Lab Number: L2042138
Report Date: 10/12/20

SAMPLE RESULTS

Lab ID: L2042138-01
Client ID: TP-23 2-4 FT
Sample Location: LOCKPORT,NY
Date Collected: 10/02/20 11:30
Date Received: 10/02/20
Field Prep: Not Specified

Sample Depth:
Matrix: Soil
Percent Solids: 81%

Parameter	Result	Qualifier	Units	RL	MDL	Dilution Factor	Date Prepared	Date Analyzed	Prep Method	Analytical Method	Analyst
Total Metals - Mansfield Lab											
Aluminum, Total	5760		mg/kg	9.61	2.59	2	10/07/20 10:20	10/10/20 12:25	EPA 3050B	1,6010D	BV
Antimony, Total	ND		mg/kg	4.80	0.365	2	10/07/20 10:20	10/10/20 12:25	EPA 3050B	1,6010D	BV
Arsenic, Total	4.16		mg/kg	0.961	0.200	2	10/07/20 10:20	10/10/20 12:25	EPA 3050B	1,6010D	BV
Barium, Total	31.2		mg/kg	0.961	0.167	2	10/07/20 10:20	10/10/20 12:25	EPA 3050B	1,6010D	BV
Beryllium, Total	0.288	J	mg/kg	0.480	0.032	2	10/07/20 10:20	10/10/20 12:25	EPA 3050B	1,6010D	BV
Cadmium, Total	ND		mg/kg	0.961	0.094	2	10/07/20 10:20	10/10/20 12:25	EPA 3050B	1,6010D	BV
Calcium, Total	10100		mg/kg	9.61	3.36	2	10/07/20 10:20	10/10/20 12:25	EPA 3050B	1,6010D	BV
Chromium, Total	7.68		mg/kg	0.961	0.092	2	10/07/20 10:20	10/10/20 12:25	EPA 3050B	1,6010D	BV
Cobalt, Total	3.78		mg/kg	1.92	0.159	2	10/07/20 10:20	10/10/20 12:25	EPA 3050B	1,6010D	BV
Copper, Total	9.99		mg/kg	0.961	0.248	2	10/07/20 10:20	10/10/20 12:25	EPA 3050B	1,6010D	BV
Iron, Total	17700		mg/kg	4.80	0.867	2	10/07/20 10:20	10/10/20 12:25	EPA 3050B	1,6010D	BV
Lead, Total	17.5		mg/kg	4.80	0.257	2	10/07/20 10:20	10/10/20 12:25	EPA 3050B	1,6010D	BV
Magnesium, Total	5010		mg/kg	9.61	1.48	2	10/07/20 10:20	10/10/20 12:25	EPA 3050B	1,6010D	BV
Manganese, Total	267		mg/kg	0.961	0.153	2	10/07/20 10:20	10/10/20 12:25	EPA 3050B	1,6010D	BV
Mercury, Total	ND		mg/kg	0.079	0.051	1	10/07/20 12:30	10/07/20 16:15	EPA 7471B	1,7471B	AL
Nickel, Total	8.03		mg/kg	2.40	0.232	2	10/07/20 10:20	10/10/20 12:25	EPA 3050B	1,6010D	BV
Potassium, Total	575		mg/kg	240	13.8	2	10/07/20 10:20	10/10/20 12:25	EPA 3050B	1,6010D	BV
Selenium, Total	ND		mg/kg	1.92	0.248	2	10/07/20 10:20	10/10/20 12:25	EPA 3050B	1,6010D	BV
Silver, Total	ND		mg/kg	0.961	0.272	2	10/07/20 10:20	10/10/20 12:25	EPA 3050B	1,6010D	BV
Sodium, Total	117	J	mg/kg	192	3.02	2	10/07/20 10:20	10/10/20 12:25	EPA 3050B	1,6010D	BV
Thallium, Total	ND		mg/kg	1.92	0.302	2	10/07/20 10:20	10/10/20 12:25	EPA 3050B	1,6010D	BV
Vanadium, Total	17.4		mg/kg	0.961	0.195	2	10/07/20 10:20	10/10/20 12:25	EPA 3050B	1,6010D	BV
Zinc, Total	30.9		mg/kg	4.80	0.281	2	10/07/20 10:20	10/10/20 12:25	EPA 3050B	1,6010D	BV

Project Name: 50 ELMWOOD AVENUE
Lab Number: L2042138
Project Number: 0535-020-001
Report Date: 10/12/20

SAMPLE RESULTS

Lab ID: L2042138-02
Client ID: TP-25 2-4 FT
Sample Location: LOCKPORT,NY
Date Collected: 10/02/20 10:20
Date Received: 10/02/20
Field Prep: Not Specified

Sample Depth:
Matrix: Soil
Percent Solids: 71%

Parameter	Result	Qualifier	Units	RL	MDL	Dilution Factor	Date Prepared	Date Analyzed	Prep Method	Analytical Method	Analyst
Total Metals - Mansfield Lab											
Aluminum, Total	13600		mg/kg	11.1	2.99	2	10/07/20 10:20	10/10/20 12:29	EPA 3050B	1,6010D	BV
Antimony, Total	0.498	J	mg/kg	5.54	0.421	2	10/07/20 10:20	10/10/20 12:29	EPA 3050B	1,6010D	BV
Arsenic, Total	3.17		mg/kg	1.11	0.230	2	10/07/20 10:20	10/10/20 12:29	EPA 3050B	1,6010D	BV
Barium, Total	236		mg/kg	1.11	0.193	2	10/07/20 10:20	10/10/20 12:29	EPA 3050B	1,6010D	BV
Beryllium, Total	0.664		mg/kg	0.554	0.037	2	10/07/20 10:20	10/10/20 12:29	EPA 3050B	1,6010D	BV
Cadmium, Total	ND		mg/kg	1.11	0.108	2	10/07/20 10:20	10/10/20 12:29	EPA 3050B	1,6010D	BV
Calcium, Total	6390		mg/kg	11.1	3.88	2	10/07/20 10:20	10/10/20 12:29	EPA 3050B	1,6010D	BV
Chromium, Total	16.9		mg/kg	1.11	0.106	2	10/07/20 10:20	10/10/20 12:29	EPA 3050B	1,6010D	BV
Cobalt, Total	9.82		mg/kg	2.21	0.184	2	10/07/20 10:20	10/10/20 12:29	EPA 3050B	1,6010D	BV
Copper, Total	11.4		mg/kg	1.11	0.286	2	10/07/20 10:20	10/10/20 12:29	EPA 3050B	1,6010D	BV
Iron, Total	23100		mg/kg	5.54	1.00	2	10/07/20 10:20	10/10/20 12:29	EPA 3050B	1,6010D	BV
Lead, Total	19.5		mg/kg	5.54	0.297	2	10/07/20 10:20	10/10/20 12:29	EPA 3050B	1,6010D	BV
Magnesium, Total	3930		mg/kg	11.1	1.70	2	10/07/20 10:20	10/10/20 12:29	EPA 3050B	1,6010D	BV
Manganese, Total	639		mg/kg	1.11	0.176	2	10/07/20 10:20	10/10/20 12:29	EPA 3050B	1,6010D	BV
Mercury, Total	0.112		mg/kg	0.090	0.058	1	10/07/20 12:30	10/07/20 16:25	EPA 7471B	1,7471B	AL
Nickel, Total	15.6		mg/kg	2.77	0.268	2	10/07/20 10:20	10/10/20 12:29	EPA 3050B	1,6010D	BV
Potassium, Total	1400		mg/kg	277	15.9	2	10/07/20 10:20	10/10/20 12:29	EPA 3050B	1,6010D	BV
Selenium, Total	0.321	J	mg/kg	2.21	0.286	2	10/07/20 10:20	10/10/20 12:29	EPA 3050B	1,6010D	BV
Silver, Total	ND		mg/kg	1.11	0.313	2	10/07/20 10:20	10/10/20 12:29	EPA 3050B	1,6010D	BV
Sodium, Total	68.8	J	mg/kg	221	3.49	2	10/07/20 10:20	10/10/20 12:29	EPA 3050B	1,6010D	BV
Thallium, Total	0.543	J	mg/kg	2.21	0.349	2	10/07/20 10:20	10/10/20 12:29	EPA 3050B	1,6010D	BV
Vanadium, Total	25.0		mg/kg	1.11	0.225	2	10/07/20 10:20	10/10/20 12:29	EPA 3050B	1,6010D	BV
Zinc, Total	65.7		mg/kg	5.54	0.324	2	10/07/20 10:20	10/10/20 12:29	EPA 3050B	1,6010D	BV

Project Name: 50 ELMWOOD AVENUE
Lab Number: L2042138
Project Number: 0535-020-001
Report Date: 10/12/20

SAMPLE RESULTS

Lab ID: L2042138-03
Client ID: TP-26 2-3 FT
Sample Location: LOCKPORT,NY
Date Collected: 10/02/20 12:15
Date Received: 10/02/20
Field Prep: Not Specified

Sample Depth:
Matrix: Soil
Percent Solids: 78%

Parameter	Result	Qualifier	Units	RL	MDL	Dilution Factor	Date Prepared	Date Analyzed	Prep Method	Analytical Method	Analyst
Total Metals - Mansfield Lab											
Aluminum, Total	5460		mg/kg	9.68	2.62	2	10/07/20 10:20	10/10/20 12:33	EPA 3050B	1,6010D	BV
Antimony, Total	0.552	J	mg/kg	4.84	0.368	2	10/07/20 10:20	10/10/20 12:33	EPA 3050B	1,6010D	BV
Arsenic, Total	5.66		mg/kg	0.968	0.201	2	10/07/20 10:20	10/10/20 12:33	EPA 3050B	1,6010D	BV
Barium, Total	49.2		mg/kg	0.968	0.168	2	10/07/20 10:20	10/10/20 12:33	EPA 3050B	1,6010D	BV
Beryllium, Total	0.223	J	mg/kg	0.484	0.032	2	10/07/20 10:20	10/10/20 12:33	EPA 3050B	1,6010D	BV
Cadmium, Total	ND		mg/kg	0.968	0.095	2	10/07/20 10:20	10/10/20 12:33	EPA 3050B	1,6010D	BV
Calcium, Total	11100		mg/kg	9.68	3.39	2	10/07/20 10:20	10/10/20 12:33	EPA 3050B	1,6010D	BV
Chromium, Total	13.5		mg/kg	0.968	0.093	2	10/07/20 10:20	10/10/20 12:33	EPA 3050B	1,6010D	BV
Cobalt, Total	5.06		mg/kg	1.94	0.161	2	10/07/20 10:20	10/10/20 12:33	EPA 3050B	1,6010D	BV
Copper, Total	22.6		mg/kg	0.968	0.250	2	10/07/20 10:20	10/10/20 12:33	EPA 3050B	1,6010D	BV
Iron, Total	16900		mg/kg	4.84	0.874	2	10/07/20 10:20	10/10/20 12:33	EPA 3050B	1,6010D	BV
Lead, Total	81.3		mg/kg	4.84	0.260	2	10/07/20 10:20	10/10/20 12:33	EPA 3050B	1,6010D	BV
Magnesium, Total	2830		mg/kg	9.68	1.49	2	10/07/20 10:20	10/10/20 12:33	EPA 3050B	1,6010D	BV
Manganese, Total	219		mg/kg	0.968	0.154	2	10/07/20 10:20	10/10/20 12:33	EPA 3050B	1,6010D	BV
Mercury, Total	0.364		mg/kg	0.081	0.053	1	10/07/20 12:30	10/07/20 16:28	EPA 7471B	1,7471B	AL
Nickel, Total	9.74		mg/kg	2.42	0.234	2	10/07/20 10:20	10/10/20 12:33	EPA 3050B	1,6010D	BV
Potassium, Total	595		mg/kg	242	13.9	2	10/07/20 10:20	10/10/20 12:33	EPA 3050B	1,6010D	BV
Selenium, Total	0.271	J	mg/kg	1.94	0.250	2	10/07/20 10:20	10/10/20 12:33	EPA 3050B	1,6010D	BV
Silver, Total	ND		mg/kg	0.968	0.274	2	10/07/20 10:20	10/10/20 12:33	EPA 3050B	1,6010D	BV
Sodium, Total	113	J	mg/kg	194	3.05	2	10/07/20 10:20	10/10/20 12:33	EPA 3050B	1,6010D	BV
Thallium, Total	ND		mg/kg	1.94	0.305	2	10/07/20 10:20	10/10/20 12:33	EPA 3050B	1,6010D	BV
Vanadium, Total	19.1		mg/kg	0.968	0.197	2	10/07/20 10:20	10/10/20 12:33	EPA 3050B	1,6010D	BV
Zinc, Total	72.6		mg/kg	4.84	0.284	2	10/07/20 10:20	10/10/20 12:33	EPA 3050B	1,6010D	BV

Project Name: 50 ELMWOOD AVENUE
Project Number: 0535-020-001
Lab Number: L2042138
Report Date: 10/12/20

SAMPLE RESULTS

Lab ID: L2042138-04
Client ID: TP-29 5-6 FT
Sample Location: LOCKPORT,NY
Date Collected: 10/02/20 15:08
Date Received: 10/02/20
Field Prep: Not Specified

Sample Depth:
Matrix: Soil
Percent Solids: 84%

Parameter	Result	Qualifier	Units	RL	MDL	Dilution Factor	Date Prepared	Date Analyzed	Prep Method	Analytical Method	Analyst
Total Metals - Mansfield Lab											
Aluminum, Total	7350		mg/kg	9.18	2.48	2	10/07/20 10:20	10/10/20 10:37	EPA 3050B	1,6010D	BV
Antimony, Total	ND		mg/kg	4.59	0.349	2	10/07/20 10:20	10/10/20 10:37	EPA 3050B	1,6010D	BV
Arsenic, Total	3.60		mg/kg	0.918	0.191	2	10/07/20 10:20	10/10/20 10:37	EPA 3050B	1,6010D	BV
Barium, Total	96.0		mg/kg	0.918	0.160	2	10/07/20 10:20	10/10/20 10:37	EPA 3050B	1,6010D	BV
Beryllium, Total	0.330	J	mg/kg	0.459	0.030	2	10/07/20 10:20	10/10/20 10:37	EPA 3050B	1,6010D	BV
Cadmium, Total	ND		mg/kg	0.918	0.090	2	10/07/20 10:20	10/10/20 10:37	EPA 3050B	1,6010D	BV
Calcium, Total	50100		mg/kg	91.8	32.1	20	10/07/20 10:20	10/11/20 16:46	EPA 3050B	1,6010D	BV
Chromium, Total	11.8		mg/kg	0.918	0.088	2	10/07/20 10:20	10/10/20 10:37	EPA 3050B	1,6010D	BV
Cobalt, Total	6.82		mg/kg	1.84	0.152	2	10/07/20 10:20	10/10/20 10:37	EPA 3050B	1,6010D	BV
Copper, Total	16.2		mg/kg	0.918	0.237	2	10/07/20 10:20	10/10/20 10:37	EPA 3050B	1,6010D	BV
Iron, Total	16900		mg/kg	4.59	0.829	2	10/07/20 10:20	10/10/20 10:37	EPA 3050B	1,6010D	BV
Lead, Total	6.47		mg/kg	4.59	0.246	2	10/07/20 10:20	10/10/20 10:37	EPA 3050B	1,6010D	BV
Magnesium, Total	8010		mg/kg	9.18	1.41	2	10/07/20 10:20	10/10/20 10:37	EPA 3050B	1,6010D	BV
Manganese, Total	491		mg/kg	0.918	0.146	2	10/07/20 10:20	10/10/20 10:37	EPA 3050B	1,6010D	BV
Mercury, Total	ND		mg/kg	0.076	0.050	1	10/07/20 12:30	10/07/20 15:16	EPA 7471B	1,7471B	AL
Nickel, Total	14.5		mg/kg	2.30	0.222	2	10/07/20 10:20	10/10/20 10:37	EPA 3050B	1,6010D	BV
Potassium, Total	599		mg/kg	230	13.2	2	10/07/20 10:20	10/10/20 10:37	EPA 3050B	1,6010D	BV
Selenium, Total	ND		mg/kg	1.84	0.237	2	10/07/20 10:20	10/10/20 10:37	EPA 3050B	1,6010D	BV
Silver, Total	ND		mg/kg	0.918	0.260	2	10/07/20 10:20	10/10/20 10:37	EPA 3050B	1,6010D	BV
Sodium, Total	164	J	mg/kg	184	2.89	2	10/07/20 10:20	10/10/20 10:37	EPA 3050B	1,6010D	BV
Thallium, Total	ND		mg/kg	1.84	0.289	2	10/07/20 10:20	10/10/20 10:37	EPA 3050B	1,6010D	BV
Vanadium, Total	18.6		mg/kg	0.918	0.186	2	10/07/20 10:20	10/10/20 10:37	EPA 3050B	1,6010D	BV
Zinc, Total	36.2		mg/kg	4.59	0.269	2	10/07/20 10:20	10/10/20 10:37	EPA 3050B	1,6010D	BV

Project Name: 50 ELMWOOD AVENUE
Project Number: 0535-020-001
Lab Number: L2042138
Report Date: 10/12/20

SAMPLE RESULTS

Lab ID: L2042138-05
Client ID: TP-29 7-8 FT
Sample Location: LOCKPORT,NY
Date Collected: 10/02/20 15:52
Date Received: 10/02/20
Field Prep: Not Specified

Sample Depth:
Matrix: Soil
Percent Solids: 88%

Parameter	Result	Qualifier	Units	RL	MDL	Dilution Factor	Date Prepared	Date Analyzed	Prep Method	Analytical Method	Analyst
Total Metals - Mansfield Lab											
Aluminum, Total	4800		mg/kg	8.70	2.35	2	10/07/20 10:20	10/10/20 12:37	EPA 3050B	1,6010D	BV
Antimony, Total	ND		mg/kg	4.35	0.331	2	10/07/20 10:20	10/10/20 12:37	EPA 3050B	1,6010D	BV
Arsenic, Total	1.63		mg/kg	0.870	0.181	2	10/07/20 10:20	10/10/20 12:37	EPA 3050B	1,6010D	BV
Barium, Total	54.4		mg/kg	0.870	0.151	2	10/07/20 10:20	10/10/20 12:37	EPA 3050B	1,6010D	BV
Beryllium, Total	0.209	J	mg/kg	0.435	0.029	2	10/07/20 10:20	10/10/20 12:37	EPA 3050B	1,6010D	BV
Cadmium, Total	ND		mg/kg	0.870	0.085	2	10/07/20 10:20	10/10/20 12:37	EPA 3050B	1,6010D	BV
Calcium, Total	34800		mg/kg	8.70	3.04	2	10/07/20 10:20	10/10/20 12:37	EPA 3050B	1,6010D	BV
Chromium, Total	8.25		mg/kg	0.870	0.084	2	10/07/20 10:20	10/10/20 12:37	EPA 3050B	1,6010D	BV
Cobalt, Total	5.12		mg/kg	1.74	0.144	2	10/07/20 10:20	10/10/20 12:37	EPA 3050B	1,6010D	BV
Copper, Total	11.5		mg/kg	0.870	0.224	2	10/07/20 10:20	10/10/20 12:37	EPA 3050B	1,6010D	BV
Iron, Total	12200		mg/kg	4.35	0.786	2	10/07/20 10:20	10/10/20 12:37	EPA 3050B	1,6010D	BV
Lead, Total	3.85	J	mg/kg	4.35	0.233	2	10/07/20 10:20	10/10/20 12:37	EPA 3050B	1,6010D	BV
Magnesium, Total	7430		mg/kg	8.70	1.34	2	10/07/20 10:20	10/10/20 12:37	EPA 3050B	1,6010D	BV
Manganese, Total	473		mg/kg	0.870	0.138	2	10/07/20 10:20	10/10/20 12:37	EPA 3050B	1,6010D	BV
Mercury, Total	ND		mg/kg	0.071	0.047	1	10/07/20 12:30	10/07/20 16:31	EPA 7471B	1,7471B	AL
Nickel, Total	10.8		mg/kg	2.18	0.210	2	10/07/20 10:20	10/10/20 12:37	EPA 3050B	1,6010D	BV
Potassium, Total	492		mg/kg	218	12.5	2	10/07/20 10:20	10/10/20 12:37	EPA 3050B	1,6010D	BV
Selenium, Total	0.539	J	mg/kg	1.74	0.224	2	10/07/20 10:20	10/10/20 12:37	EPA 3050B	1,6010D	BV
Silver, Total	ND		mg/kg	0.870	0.246	2	10/07/20 10:20	10/10/20 12:37	EPA 3050B	1,6010D	BV
Sodium, Total	104	J	mg/kg	174	2.74	2	10/07/20 10:20	10/10/20 12:37	EPA 3050B	1,6010D	BV
Thallium, Total	ND		mg/kg	1.74	0.274	2	10/07/20 10:20	10/10/20 12:37	EPA 3050B	1,6010D	BV
Vanadium, Total	13.3		mg/kg	0.870	0.177	2	10/07/20 10:20	10/10/20 12:37	EPA 3050B	1,6010D	BV
Zinc, Total	27.8		mg/kg	4.35	0.255	2	10/07/20 10:20	10/10/20 12:37	EPA 3050B	1,6010D	BV

Project Name: 50 ELMWOOD AVENUE
Project Number: 0535-020-001
Lab Number: L2042138
Report Date: 10/12/20

SAMPLE RESULTS

Lab ID: L2042138-06
Client ID: BLIND DUP #1
Sample Location: LOCKPORT,NY
Date Collected: 10/02/20 16:00
Date Received: 10/02/20
Field Prep: Not Specified

Sample Depth:
Matrix: Soil
Percent Solids: 76%

Parameter	Result	Qualifier	Units	RL	MDL	Dilution Factor	Date Prepared	Date Analyzed	Prep Method	Analytical Method	Analyst
Total Metals - Mansfield Lab											
Aluminum, Total	5110		mg/kg	10.2	2.74	2	10/07/20 10:20	10/10/20 12:53	EPA 3050B	1,6010D	BV
Antimony, Total	ND		mg/kg	5.08	0.386	2	10/07/20 10:20	10/10/20 12:53	EPA 3050B	1,6010D	BV
Arsenic, Total	6.91		mg/kg	1.02	0.211	2	10/07/20 10:20	10/10/20 12:53	EPA 3050B	1,6010D	BV
Barium, Total	61.9		mg/kg	1.02	0.177	2	10/07/20 10:20	10/10/20 12:53	EPA 3050B	1,6010D	BV
Beryllium, Total	0.203	J	mg/kg	0.508	0.034	2	10/07/20 10:20	10/10/20 12:53	EPA 3050B	1,6010D	BV
Cadmium, Total	ND		mg/kg	1.02	0.100	2	10/07/20 10:20	10/10/20 12:53	EPA 3050B	1,6010D	BV
Calcium, Total	33300		mg/kg	10.2	3.56	2	10/07/20 10:20	10/10/20 12:53	EPA 3050B	1,6010D	BV
Chromium, Total	8.78		mg/kg	1.02	0.098	2	10/07/20 10:20	10/10/20 12:53	EPA 3050B	1,6010D	BV
Cobalt, Total	6.54		mg/kg	2.03	0.169	2	10/07/20 10:20	10/10/20 12:53	EPA 3050B	1,6010D	BV
Copper, Total	13.9		mg/kg	1.02	0.262	2	10/07/20 10:20	10/10/20 12:53	EPA 3050B	1,6010D	BV
Iron, Total	16300		mg/kg	5.08	0.917	2	10/07/20 10:20	10/10/20 12:53	EPA 3050B	1,6010D	BV
Lead, Total	4.14	J	mg/kg	5.08	0.272	2	10/07/20 10:20	10/10/20 12:53	EPA 3050B	1,6010D	BV
Magnesium, Total	5870		mg/kg	10.2	1.56	2	10/07/20 10:20	10/10/20 12:53	EPA 3050B	1,6010D	BV
Manganese, Total	424		mg/kg	1.02	0.162	2	10/07/20 10:20	10/10/20 12:53	EPA 3050B	1,6010D	BV
Mercury, Total	ND		mg/kg	0.082	0.054	1	10/07/20 12:30	10/07/20 16:35	EPA 7471B	1,7471B	AL
Nickel, Total	11.1		mg/kg	2.54	0.246	2	10/07/20 10:20	10/10/20 12:53	EPA 3050B	1,6010D	BV
Potassium, Total	546		mg/kg	254	14.6	2	10/07/20 10:20	10/10/20 12:53	EPA 3050B	1,6010D	BV
Selenium, Total	ND		mg/kg	2.03	0.262	2	10/07/20 10:20	10/10/20 12:53	EPA 3050B	1,6010D	BV
Silver, Total	ND		mg/kg	1.02	0.288	2	10/07/20 10:20	10/10/20 12:53	EPA 3050B	1,6010D	BV
Sodium, Total	113	J	mg/kg	203	3.20	2	10/07/20 10:20	10/10/20 12:53	EPA 3050B	1,6010D	BV
Thallium, Total	ND		mg/kg	2.03	0.320	2	10/07/20 10:20	10/10/20 12:53	EPA 3050B	1,6010D	BV
Vanadium, Total	26.0		mg/kg	1.02	0.206	2	10/07/20 10:20	10/10/20 12:53	EPA 3050B	1,6010D	BV
Zinc, Total	33.1		mg/kg	5.08	0.298	2	10/07/20 10:20	10/10/20 12:53	EPA 3050B	1,6010D	BV

Project Name: 50 ELMWOOD AVENUE
Project Number: 0535-020-001
Lab Number: L2042138
Report Date: 10/12/20

Method Blank Analysis
Batch Quality Control

Parameter	Result	Qualifier	Units	RL	MDL	Dilution Factor	Date Prepared	Date Analyzed	Analytical Method	Analyst
Total Metals - Mansfield Lab for sample(s): 01-06 Batch: WG1418828-1										
Aluminum, Total	1.09	J	mg/kg	4.00	1.08	1	10/07/20 10:20	10/10/20 10:28	1,6010D	BV
Antimony, Total	ND		mg/kg	2.00	0.152	1	10/07/20 10:20	10/10/20 10:28	1,6010D	BV
Arsenic, Total	ND		mg/kg	0.400	0.083	1	10/07/20 10:20	10/10/20 10:28	1,6010D	BV
Barium, Total	ND		mg/kg	0.400	0.070	1	10/07/20 10:20	10/10/20 10:28	1,6010D	BV
Beryllium, Total	ND		mg/kg	0.200	0.013	1	10/07/20 10:20	10/10/20 10:28	1,6010D	BV
Cadmium, Total	ND		mg/kg	0.400	0.039	1	10/07/20 10:20	10/10/20 10:28	1,6010D	BV
Calcium, Total	ND		mg/kg	4.00	1.40	1	10/07/20 10:20	10/10/20 10:28	1,6010D	BV
Chromium, Total	ND		mg/kg	0.400	0.038	1	10/07/20 10:20	10/10/20 10:28	1,6010D	BV
Cobalt, Total	ND		mg/kg	0.800	0.066	1	10/07/20 10:20	10/10/20 10:28	1,6010D	BV
Copper, Total	ND		mg/kg	0.400	0.103	1	10/07/20 10:20	10/10/20 10:28	1,6010D	BV
Iron, Total	0.620	J	mg/kg	2.00	0.361	1	10/07/20 10:20	10/10/20 10:28	1,6010D	BV
Lead, Total	ND		mg/kg	2.00	0.107	1	10/07/20 10:20	10/10/20 10:28	1,6010D	BV
Magnesium, Total	ND		mg/kg	4.00	0.616	1	10/07/20 10:20	10/10/20 10:28	1,6010D	BV
Manganese, Total	ND		mg/kg	0.400	0.064	1	10/07/20 10:20	10/10/20 10:28	1,6010D	BV
Nickel, Total	ND		mg/kg	1.00	0.097	1	10/07/20 10:20	10/10/20 10:28	1,6010D	BV
Potassium, Total	ND		mg/kg	100	5.76	1	10/07/20 10:20	10/10/20 10:28	1,6010D	BV
Selenium, Total	ND		mg/kg	0.800	0.103	1	10/07/20 10:20	10/10/20 10:28	1,6010D	BV
Silver, Total	ND		mg/kg	0.400	0.113	1	10/07/20 10:20	10/10/20 10:28	1,6010D	BV
Sodium, Total	ND		mg/kg	80.0	1.26	1	10/07/20 10:20	10/10/20 10:28	1,6010D	BV
Thallium, Total	ND		mg/kg	0.800	0.126	1	10/07/20 10:20	10/10/20 10:28	1,6010D	BV
Vanadium, Total	ND		mg/kg	0.400	0.081	1	10/07/20 10:20	10/10/20 10:28	1,6010D	BV
Zinc, Total	ND		mg/kg	2.00	0.117	1	10/07/20 10:20	10/10/20 10:28	1,6010D	BV

Prep Information

Digestion Method: EPA 3050B

Parameter	Result	Qualifier	Units	RL	MDL	Dilution Factor	Date Prepared	Date Analyzed	Analytical Method	Analyst
Total Metals - Mansfield Lab for sample(s): 01-06 Batch: WG1418830-1										
Mercury, Total	ND		mg/kg	0.083	0.054	1	10/07/20 12:30	10/07/20 15:09	1,7471B	AL

Project Name: 50 ELMWOOD AVENUE
Project Number: 0535-020-001
Lab Number: L2042138
Report Date: 10/12/20

Method Blank Analysis
Batch Quality Control

Prep Information

Digestion Method: EPA 7471B

Lab Control Sample Analysis

Batch Quality Control

Project Name: 50 ELMWOOD AVENUE

Project Number: 0535-020-001

Lab Number: L2042138

Report Date: 10/12/20

Parameter	LCS %Recovery	Qual	LCSD %Recovery	Qual	%Recovery Limits	RPD	Qual	RPD Limits
Total Metals - Mansfield Lab Associated sample(s): 01-06 Batch: WG1418828-2 SRM Lot Number: D109-540								
Aluminum, Total	72		-		50-150	-		
Antimony, Total	115		-		19-250	-		
Arsenic, Total	105		-		70-130	-		
Barium, Total	94		-		75-125	-		
Beryllium, Total	92		-		75-125	-		
Cadmium, Total	96		-		75-125	-		
Calcium, Total	93		-		73-128	-		
Chromium, Total	94		-		70-130	-		
Cobalt, Total	96		-		75-125	-		
Copper, Total	97		-		75-125	-		
Iron, Total	96		-		35-165	-		
Lead, Total	98		-		72-128	-		
Magnesium, Total	85		-		62-138	-		
Manganese, Total	90		-		74-126	-		
Nickel, Total	95		-		70-130	-		
Potassium, Total	84		-		59-141	-		
Selenium, Total	99		-		68-132	-		
Silver, Total	100		-		68-131	-		
Sodium, Total	97		-		35-165	-		
Thallium, Total	97		-		68-131	-		
Vanadium, Total	97		-		59-141	-		

Lab Control Sample Analysis

Batch Quality Control

Project Name: 50 ELMWOOD AVENUE

Project Number: 0535-020-001

Lab Number: L2042138

Report Date: 10/12/20

Parameter	LCS %Recovery	LCSD %Recovery	%Recovery Limits	RPD	RPD Limits
Total Metals - Mansfield Lab Associated sample(s): 01-06 Batch: WG1418828-2 SRM Lot Number: D109-540					
Zinc, Total	97	-	70-130	-	
Total Metals - Mansfield Lab Associated sample(s): 01-06 Batch: WG1418830-2 SRM Lot Number: D109-540					
Mercury, Total	107	-	60-140	-	

Matrix Spike Analysis
Batch Quality Control

Project Name: 50 ELMWOOD AVENUE
Project Number: 0535-020-001

Lab Number: L2042138
Report Date: 10/12/20

Parameter	Native Sample	MS Added	MS Found	MS %Recovery	Qual	MSD Found	MSD %Recovery	Qual	Recovery Limits	RPD	Qual	RPD Limits
Total Metals - Mansfield Lab Associated sample(s): 01-06 FT	QC Batch ID: WG1418828-3					WG1418828-4			QC Sample: L2042138-04		Client ID: TP-29 5-6	
Aluminum, Total	7350	183	8200	**465**	Q	6710	**0**	Q	75-125	20		20
Antimony, Total	ND	45.7	27.8	**61**	Q	29.6	**64**	Q	75-125	6		20
Arsenic, Total	3.60	11	14.2	97		14.0	93		75-125	1		20
Barium, Total	96.0	183	263	91		246	81		75-125	7		20
Beryllium, Total	0.330J	4.57	4.21	92		4.13	89		75-125	2		20
Cadmium, Total	ND	4.66	3.71	80		3.84	81		75-125	3		20
Calcium, Total	50100	914	48800	**0**	Q	58500	**904**	Q	75-125	18		20
Chromium, Total	11.8	18.3	28.2	90		26.2	77		75-125	7		20
Cobalt, Total	6.82	45.7	44.6	83		43.7	79		75-125	2		20
Copper, Total	16.2	22.8	36.0	87		33.8	76		75-125	6		20
Iron, Total	16900	91.4	18000	**1200**	Q	14600	**0**	Q	75-125	**21**	Q	20
Lead, Total	6.47	46.6	46.1	85		45.9	83		75-125	0		20
Magnesium, Total	8010	914	9140	124		8730	77		75-125	5		20
Manganese, Total	491	45.7	525	**74**	Q	551	**129**	Q	75-125	5		20
Nickel, Total	14.5	45.7	50.8	79		48.2	**72**	Q	75-125	5		20
Potassium, Total	599	914	1600	110		1440	90		75-125	11		20
Selenium, Total	ND	11	9.95	91		10.1	90		75-125	1		20
Silver, Total	ND	27.4	25.2	92		25.4	91		75-125	1		20
Sodium, Total	164J	914	1030	113		1030	111		75-125	0		20
Thallium, Total	ND	11	8.74	80		9.10	82		75-125	4		20
Vanadium, Total	18.6	45.7	61.6	94		59.1	87		75-125	4		20

Matrix Spike Analysis
Batch Quality Control

Project Name: 50 ELMWOOD AVENUE
Project Number: 0535-020-001

Lab Number: L2042138
Report Date: 10/12/20

Parameter	Native Sample	MS Added	MS Found	MS %Recovery	MSD Found	MSD %Recovery	Recovery Limits	RPD	RPD Limits
Total Metals - Mansfield Lab Associated sample(s): 01-06 FT	QC Batch ID: WG1418828-3				WG1418828-4		QC Sample: L2042138-04	Client ID: TP-29 5-6	
Zinc, Total	36.2	45.7	77.0	89	71.8	77	75-125	7	20
Total Metals - Mansfield Lab Associated sample(s): 01-06 FT	QC Batch ID: WG1418830-3				WG1418830-4		QC Sample: L2042138-04	Client ID: TP-29 5-6	
Mercury, Total	ND	0.15	0.162	108	0.169	113	80-120	4	20

INORGANICS
&
MISCELLANEOUS

Project Name: 50 ELMWOOD AVENUE
Project Number: 0535-020-001

Lab Number: L2042138
Report Date: 10/12/20

SAMPLE RESULTS

Lab ID: L2042138-01
Client ID: TP-23 2-4 FT
Sample Location: LOCKPORT,NY

Date Collected: 10/02/20 11:30
Date Received: 10/02/20
Field Prep: Not Specified

Sample Depth:
Matrix: Soil

Parameter	Result	Qualifier	Units	RL	MDL	Dilution Factor	Date Prepared	Date Analyzed	Analytical Method	Analyst
General Chemistry - Westborough Lab										
Solids, Total	81.2		%	0.100	NA	1	-	10/05/20 19:46	121,2540G	TR
Cyanide, Total	ND		mg/kg	1.2	0.26	1	10/06/20 12:45	10/06/20 16:07	1,9010C/9012B	AG

Project Name: 50 ELMWOOD AVENUE
Project Number: 0535-020-001

Lab Number: L2042138
Report Date: 10/12/20

SAMPLE RESULTS

Lab ID: L2042138-02
Client ID: TP-25 2-4 FT
Sample Location: LOCKPORT,NY

Date Collected: 10/02/20 10:20
Date Received: 10/02/20
Field Prep: Not Specified

Sample Depth:
Matrix: Soil

Parameter	Result	Qualifier	Units	RL	MDL	Dilution Factor	Date Prepared	Date Analyzed	Analytical Method	Analyst
General Chemistry - Westborough Lab										
Solids, Total	71.1		%	0.100	NA	1	-	10/05/20 19:46	121,2540G	TR

Project Name: 50 ELMWOOD AVENUE
Project Number: 0535-020-001

Lab Number: L2042138
Report Date: 10/12/20

SAMPLE RESULTS

Lab ID: L2042138-03
Client ID: TP-26 2-3 FT
Sample Location: LOCKPORT,NY

Date Collected: 10/02/20 12:15
Date Received: 10/02/20
Field Prep: Not Specified

Sample Depth:
Matrix: Soil

Parameter	Result	Qualifier	Units	RL	MDL	Dilution Factor	Date Prepared	Date Analyzed	Analytical Method	Analyst
General Chemistry - Westborough Lab										
Solids, Total	78.1		%	0.100	NA	1	-	10/05/20 19:46	121,2540G	TR

Project Name: 50 ELMWOOD AVENUE
Project Number: 0535-020-001

Lab Number: L2042138
Report Date: 10/12/20

SAMPLE RESULTS

Lab ID: L2042138-04
Client ID: TP-29 5-6 FT
Sample Location: LOCKPORT,NY

Date Collected: 10/02/20 15:08
Date Received: 10/02/20
Field Prep: Not Specified

Sample Depth:
Matrix: Soil

Parameter	Result	Qualifier	Units	RL	MDL	Dilution Factor	Date Prepared	Date Analyzed	Analytical Method	Analyst
General Chemistry - Westborough Lab										
Solids, Total	83.7		%	0.100	NA	1	-	10/05/20 19:46	121,2540G	TR
Cyanide, Total	1.9		mg/kg	1.2	0.25	1	10/06/20 12:45	10/06/20 16:08	1,9010C/9012B	AG

Project Name: 50 ELMWOOD AVENUE
Project Number: 0535-020-001

Lab Number: L2042138
Report Date: 10/12/20

SAMPLE RESULTS

Lab ID: L2042138-05
Client ID: TP-29 7-8 FT
Sample Location: LOCKPORT,NY

Date Collected: 10/02/20 15:52
Date Received: 10/02/20
Field Prep: Not Specified

Sample Depth:
Matrix: Soil

Parameter	Result	Qualifier	Units	RL	MDL	Dilution Factor	Date Prepared	Date Analyzed	Analytical Method	Analyst
General Chemistry - Westborough Lab										
Solids, Total	87.8		%	0.100	NA	1	-	10/05/20 19:46	121,2540G	TR
Cyanide, Total	ND		mg/kg	1.0	0.22	1	10/06/20 12:45	10/06/20 16:11	1,9010C/9012B	AG

Project Name: 50 ELMWOOD AVENUE
Project Number: 0535-020-001

Lab Number: L2042138
Report Date: 10/12/20

SAMPLE RESULTS

Lab ID: L2042138-06
Client ID: BLIND DUP #1
Sample Location: LOCKPORT,NY

Date Collected: 10/02/20 16:00
Date Received: 10/02/20
Field Prep: Not Specified

Sample Depth:
Matrix: Soil

Parameter	Result	Qualifier	Units	RL	MDL	Dilution Factor	Date Prepared	Date Analyzed	Analytical Method	Analyst
General Chemistry - Westborough Lab										
Solids, Total	76.0		%	0.100	NA	1	-	10/05/20 19:46	121,2540G	TR
Cyanide, Total	ND		mg/kg	1.3	0.27	1	10/06/20 12:45	10/06/20 16:12	1,9010C/9012B	AG

Project Name: 50 ELMWOOD AVENUE
Project Number: 0535-020-001
Lab Number: L2042138
Report Date: 10/12/20

Method Blank Analysis
Batch Quality Control

Parameter	Result	Qualifier	Units	RL	MDL	Dilution Factor	Date Prepared	Date Analyzed	Analytical Method	Analyst
General Chemistry - Westborough Lab for sample(s): 01,04-06 Batch: WG1418270-1										
Cyanide, Total	ND		mg/kg	0.93	0.20	1	10/06/20 12:45	10/06/20 15:42	1,9010C/9012B	AG

Lab Control Sample Analysis

Batch Quality Control

Project Name: 50 ELMWOOD AVENUE

Project Number: 0535-020-001

Lab Number: L2042138

Report Date: 10/12/20

Parameter	LCS %Recovery	Qual	LCSD %Recovery	Qual	%Recovery Limits	RPD	Qual	RPD Limits
General Chemistry - Westborough Lab Associated sample(s): 01,04-06 Batch: WG1418270-2 WG1418270-3								
Cyanide, Total	**68**	Q	**55**	Q	80-120	24		35

Matrix Spike Analysis
Batch Quality Control

Project Name: 50 ELMWOOD AVENUE
Project Number: 0535-020-001

Lab Number: L2042138
Report Date: 10/12/20

Parameter	Native Sample	MS Added	MS Found	MS %Recovery	Qual	MSD Found	MSD %Recovery	Qual	Recovery Limits	RPD	Qual	RPD Limits
General Chemistry - Westborough Lab Associated sample(s): 01,04-06 QC Batch ID: WG1418270-4 WG1418270-5 QC Sample: L2042138-04 Client ID: TP-29 5-6 FT												
Cyanide, Total	1.9	12	11	77		9.0	**65**	Q	75-125	20		35

Lab Duplicate Analysis

Batch Quality Control

Project Name: 50 ELMWOOD AVENUE

Project Number: 0535-020-001

Lab Number: L2042138

Report Date: 10/12/20

Parameter	Native Sample	Duplicate Sample	Units	RPD	Qual	RPD Limits
General Chemistry - Westborough Lab Associated sample(s): 01-06 QC Batch ID: WG1418345-1 QC Sample: L2042138-04 Client ID: TP-29 5-6 FT						
Solids, Total	83.7	82.2	%	2		20

Project Name: 50 ELMWOOD AVENUE
Project Number: 0535-020-001

Lab Number: L2042138
Report Date: 10/12/20

Sample Receipt and Container Information

Were project specific reporting limits specified? YES

Cooler Information

Cooler	Custody Seal
A	Absent

Container Information

Container ID	Container Type	Cooler	Initial pH	Final pH	Temp deg C	Pres	Seal	Frozen Date/Time	Analysis(*)
L2042138-01A	5 gram Encore Sampler	A	NA		2.4	Y	Absent		NYTCL-8260HLW-R2(14)
L2042138-01B	5 gram Encore Sampler	A	NA		2.4	Y	Absent		NYTCL-8260HLW-R2(14)
L2042138-01C	5 gram Encore Sampler	A	NA		2.4	Y	Absent		NYTCL-8260HLW-R2(14)
L2042138-01D	Plastic 2oz unpreserved for TS	A	NA		2.4	Y	Absent		TS(7)
L2042138-01E	Metals Only-Glass 60mL/2oz unpreserved	A	NA		2.4	Y	Absent		BE-TI(180),AS-TI(180),BA-TI(180),AG-TI(180),CR-TI(180),NI-TI(180),TL-TI(180),AL-TI(180),SE-TI(180),PB-TI(180),SB-TI(180),CU-TI(180),ZN-TI(180),V-TI(180),CO-TI(180),HG-T(28),MN-TI(180),FE-TI(180),MG-TI(180),CD-TI(180),NA-TI(180),K-TI(180),CA-TI(180)
L2042138-01F	Glass 120ml/4oz unpreserved	A	NA		2.4	Y	Absent		NYTCL-8270(14),TCN-9010(14),HERB-APA(14),NYTCL-8081(14),NYTCL-8082(14)
L2042138-01G	Glass 250ml/8oz unpreserved	A	NA		2.4	Y	Absent		NYTCL-8270(14),TCN-9010(14),HERB-APA(14),NYTCL-8081(14),NYTCL-8082(14)
L2042138-01X	Vial MeOH preserved split	A	NA		2.4	Y	Absent		NYTCL-8260HLW-R2(14)
L2042138-01Y	Vial Water preserved split	A	NA		2.4	Y	Absent	03-OCT-20 14:12	NYTCL-8260HLW-R2(14)
L2042138-01Z	Vial Water preserved split	A	NA		2.4	Y	Absent	03-OCT-20 14:12	NYTCL-8260HLW-R2(14)
L2042138-02A	Plastic 2oz unpreserved for TS	A	NA		2.4	Y	Absent		TS(7)
L2042138-02B	Metals Only-Glass 60mL/2oz unpreserved	A	NA		2.4	Y	Absent		BE-TI(180),AS-TI(180),BA-TI(180),AG-TI(180),CR-TI(180),TL-TI(180),NI-TI(180),AL-TI(180),ZN-TI(180),PB-TI(180),SE-TI(180),CU-TI(180),SB-TI(180),CO-TI(180),V-TI(180),MG-TI(180),HG-T(28),MN-TI(180),FE-TI(180),CA-TI(180),NA-TI(180),K-TI(180),CD-TI(180)
L2042138-02C	Glass 120ml/4oz unpreserved	A	NA		2.4	Y	Absent		NYTCL-8270(14)
L2042138-03A	Plastic 2oz unpreserved for TS	A	NA		2.4	Y	Absent		TS(7)
L2042138-03B	Glass 120ml/4oz unpreserved	A	NA		2.4	Y	Absent		BE-TI(180),AS-TI(180),BA-TI(180),AG-TI(180),NI-TI(180),TL-TI(180),CR-TI(180),AL-TI(180),PB-TI(180),ZN-TI(180),SB-TI(180),CU-TI(180),SE-TI(180),V-TI(180),CO-TI(180),MN-TI(180),HG-T(28),MG-TI(180),FE-TI(180),CD-TI(180),K-TI(180),CA-TI(180),NA-TI(180)

*Values in parentheses indicate holding time in days

Project Name: 50 ELMWOOD AVENUE
Project Number: 0535-020-001

Lab Number: L2042138
Report Date: 10/12/20

Container Information

Container ID	Container Type	Cooler	Initial pH	Final pH	Temp deg C	Pres	Seal	Frozen Date/Time	Analysis(*)
L2042138-03C	Glass 120ml/4oz unpreserved	A	NA		2.4	Y	Absent		NYTCL-8270(14)
L2042138-04A	5 gram Encore Sampler	A	NA		2.4	Y	Absent		NYTCL-8260HLW-R2(14)
L2042138-04A1	5 gram Encore Sampler	A	NA		2.4	Y	Absent		NYTCL-8260HLW-R2(14)
L2042138-04A2	5 gram Encore Sampler	A	NA		2.4	Y	Absent		NYTCL-8260HLW-R2(14)
L2042138-04B	5 gram Encore Sampler	A	NA		2.4	Y	Absent		NYTCL-8260HLW-R2(14)
L2042138-04B1	5 gram Encore Sampler	A	NA		2.4	Y	Absent		NYTCL-8260HLW-R2(14)
L2042138-04B2	5 gram Encore Sampler	A	NA		2.4	Y	Absent		NYTCL-8260HLW-R2(14)
L2042138-04C	5 gram Encore Sampler	A	NA		2.4	Y	Absent		NYTCL-8260HLW-R2(14)
L2042138-04C1	5 gram Encore Sampler	A	NA		2.4	Y	Absent		NYTCL-8260HLW-R2(14)
L2042138-04C2	5 gram Encore Sampler	A	NA		2.4	Y	Absent		NYTCL-8260HLW-R2(14)
L2042138-04D	Plastic 2oz unpreserved for TS	A	NA		2.4	Y	Absent		TS(7)
L2042138-04D1	Plastic 2oz unpreserved for TS	A	NA		2.4	Y	Absent		TS(7)
L2042138-04D2	Plastic 2oz unpreserved for TS	A	NA		2.4	Y	Absent		TS(7)
L2042138-04E	Metals Only-Glass 60mL/2oz unpreserved	A	NA		2.4	Y	Absent		BE-TI(180),AS-TI(180),BA-TI(180),AG-TI(180),NI-TI(180),CR-TI(180),TL-TI(180),AL-TI(180),SB-TI(180),SE-TI(180),CU-TI(180),ZN-TI(180),PB-TI(180),V-TI(180),CO-TI(180),HG-T(28),MN-TI(180),FE-TI(180),MG-TI(180),CA-TI(180),NA-TI(180),CD-TI(180),K-TI(180)
L2042138-04E1	Metals Only-Glass 60mL/2oz unpreserved	A	NA		2.4	Y	Absent		BE-TI(180),AS-TI(180),BA-TI(180),AG-TI(180),NI-TI(180),CR-TI(180),TL-TI(180),AL-TI(180),SB-TI(180),SE-TI(180),CU-TI(180),ZN-TI(180),PB-TI(180),V-TI(180),CO-TI(180),HG-T(28),MN-TI(180),FE-TI(180),MG-TI(180),CA-TI(180),NA-TI(180),CD-TI(180),K-TI(180)
L2042138-04E2	Metals Only-Glass 60mL/2oz unpreserved	A	NA		2.4	Y	Absent		BE-TI(180),AS-TI(180),BA-TI(180),AG-TI(180),NI-TI(180),CR-TI(180),TL-TI(180),AL-TI(180),SB-TI(180),SE-TI(180),CU-TI(180),ZN-TI(180),PB-TI(180),V-TI(180),CO-TI(180),HG-T(28),MN-TI(180),FE-TI(180),MG-TI(180),CA-TI(180),NA-TI(180),CD-TI(180),K-TI(180)
L2042138-04F	Glass 120ml/4oz unpreserved	A	NA		2.4	Y	Absent		NYTCL-8270(14),TCN-9010(14),HERB-APA(14),NYTCL-8081(14),NYTCL-8082(14)
L2042138-04F1	Glass 120ml/4oz unpreserved	A	NA		2.4	Y	Absent		NYTCL-8270(14),TCN-9010(14),HERB-APA(14),NYTCL-8081(14),NYTCL-8082(14)
L2042138-04F2	Glass 120ml/4oz unpreserved	A	NA		2.4	Y	Absent		NYTCL-8270(14),TCN-9010(14),HERB-APA(14),NYTCL-8081(14),NYTCL-8082(14)
L2042138-04G	Glass 250ml/8oz unpreserved	A	NA		2.4	Y	Absent		NYTCL-8270(14),TCN-9010(14),HERB-APA(14),NYTCL-8081(14),NYTCL-8082(14)

*Values in parentheses indicate holding time in days

Project Name: 50 ELMWOOD AVENUE
Project Number: 0535-020-001

Lab Number: L2042138
Report Date: 10/12/20

Container Information

Container ID	Container Type	Cooler	Initial pH	Final pH	Temp deg C	Pres	Seal	Frozen Date/Time	Analysis(*)
L2042138-04G1	Glass 250ml/8oz unpreserved	A	NA		2.4	Y	Absent		NYTCL-8270(14),TCN-9010(14),HERB-APA(14),NYTCL-8081(14),NYTCL-8082(14)
L2042138-04G2	Glass 250ml/8oz unpreserved	A	NA		2.4	Y	Absent		NYTCL-8270(14),TCN-9010(14),HERB-APA(14),NYTCL-8081(14),NYTCL-8082(14)
L2042138-04X	Vial MeOH preserved split	A	NA		2.4	Y	Absent		NYTCL-8260HLW-R2(14)
L2042138-04X1	Vial MeOH preserved split	A	NA		2.4	Y	Absent		NYTCL-8260HLW-R2(14)
L2042138-04X2	Vial MeOH preserved split	A	NA		2.4	Y	Absent		NYTCL-8260HLW-R2(14)
L2042138-04Y	Vial Water preserved split	A	NA		2.4	Y	Absent	03-OCT-20 14:12	NYTCL-8260HLW-R2(14)
L2042138-04Y1	Vial Water preserved split	A	NA		2.4	Y	Absent	03-OCT-20 14:12	NYTCL-8260HLW-R2(14)
L2042138-04Y2	Vial Water preserved split	A	NA		2.4	Y	Absent	03-OCT-20 14:12	NYTCL-8260HLW-R2(14)
L2042138-04Z	Vial Water preserved split	A	NA		2.4	Y	Absent	03-OCT-20 14:12	NYTCL-8260HLW-R2(14)
L2042138-04Z1	Vial Water preserved split	A	NA		2.4	Y	Absent	03-OCT-20 14:12	NYTCL-8260HLW-R2(14)
L2042138-04Z2	Vial Water preserved split	A	NA		2.4	Y	Absent	03-OCT-20 14:12	NYTCL-8260HLW-R2(14)
L2042138-05A	5 gram Encore Sampler	A	NA		2.4	Y	Absent		NYTCL-8260HLW-R2(14)
L2042138-05B	5 gram Encore Sampler	A	NA		2.4	Y	Absent		NYTCL-8260HLW-R2(14)
L2042138-05C	5 gram Encore Sampler	A	NA		2.4	Y	Absent		NYTCL-8260HLW-R2(14)
L2042138-05D	Plastic 2oz unpreserved for TS	A	NA		2.4	Y	Absent		TS(7)
L2042138-05E	Metals Only-Glass 60mL/2oz unpreserved	A	NA		2.4	Y	Absent		BE-TI(180),BA-TI(180),AS-TI(180),AG-TI(180),AL-TI(180),NI-TI(180),CR-TI(180),TL-TI(180),PB-TI(180),CU-TI(180),ZN-TI(180),SE-TI(180),SB-TI(180),CO-TI(180),V-TI(180),HG-T(28),FE-TI(180),MG-TI(180),MN-TI(180),CA-TI(180),NA-TI(180),CD-TI(180),K-TI(180)
L2042138-05F	Glass 120ml/4oz unpreserved	A	NA		2.4	Y	Absent		TCN-9010(14),NYTCL-8270(14),HERB-APA(14),NYTCL-8081(14),NYTCL-8082(14)
L2042138-05G	Glass 250ml/8oz unpreserved	A	NA		2.4	Y	Absent		TCN-9010(14),NYTCL-8270(14),HERB-APA(14),NYTCL-8081(14),NYTCL-8082(14)
L2042138-05X	Vial MeOH preserved split	A	NA		2.4	Y	Absent		NYTCL-8260HLW-R2(14)
L2042138-05Y	Vial Water preserved split	A	NA		2.4	Y	Absent	03-OCT-20 14:12	NYTCL-8260HLW-R2(14)
L2042138-05Z	Vial Water preserved split	A	NA		2.4	Y	Absent	03-OCT-20 14:12	NYTCL-8260HLW-R2(14)
L2042138-06A	5 gram Encore Sampler	A	NA		2.4	Y	Absent		NYTCL-8260HLW-R2(14)
L2042138-06B	5 gram Encore Sampler	A	NA		2.4	Y	Absent		NYTCL-8260HLW-R2(14)
L2042138-06C	5 gram Encore Sampler	A	NA		2.4	Y	Absent		NYTCL-8260HLW-R2(14)

*Values in parentheses indicate holding time in days

Project Name: 50 ELMWOOD AVENUE
Project Number: 0535-020-001

Lab Number: L2042138
Report Date: 10/12/20

Container Information

Container ID	Container Type	Cooler	Initial pH	Final pH	Temp deg C	Pres	Seal	Frozen Date/Time	Analysis(*)
L2042138-06D	Plastic 2oz unpreserved for TS	A	NA		2.4	Y	Absent		TS(7)
L2042138-06E	Vial Large Septa unpreserved (4oz)	A	NA		2.4	Y	Absent		BE-TI(180),BA-TI(180),AS-TI(180),AG-TI(180),CR-TI(180),NI-TI(180),AL-TI(180),TL-TI(180),PB-TI(180),SE-TI(180),SB-TI(180),CU-TI(180),ZN-TI(180),CO-TI(180),V-TI(180),HG-T(28),FE-TI(180),MG-TI(180),MN-TI(180),NA-TI(180),CD-TI(180),CA-TI(180),K-TI(180)
L2042138-06F	Glass 120ml/4oz unpreserved	A	NA		2.4	Y	Absent		TCN-9010(14),NYTCL-8270(14),HERB-APA(14),NYTCL-8081(14),NYTCL-8082(14)
L2042138-06G	Glass 250ml/8oz unpreserved	A	NA		2.4	Y	Absent		TCN-9010(14),NYTCL-8270(14),HERB-APA(14),NYTCL-8081(14),NYTCL-8082(14)
L2042138-06X	Vial MeOH preserved split	A	NA		2.4	Y	Absent		NYTCL-8260HLW-R2(14)
L2042138-06Y	Vial Water preserved split	A	NA		2.4	Y	Absent	03-OCT-20 14:12	NYTCL-8260HLW-R2(14)
L2042138-06Z	Vial Water preserved split	A	NA		2.4	Y	Absent	03-OCT-20 14:12	NYTCL-8260HLW-R2(14)

*Values in parentheses indicate holding time in days

Project Name:	50 ELMWOOD AVENUE	**Lab Number:**	L2042138
Project Number:	0535-020-001	**Report Date:**	10/12/20

GLOSSARY

Acronyms

DL	- Detection Limit: This value represents the level to which target analyte concentrations are reported as estimated values, when those target analyte concentrations are quantified below the limit of quantitation (LOQ). The DL includes any adjustments from dilutions, concentrations or moisture content, where applicable. (DoD report formats only.)
EDL	- Estimated Detection Limit: This value represents the level to which target analyte concentrations are reported as estimated values, when those target analyte concentrations are quantified below the reporting limit (RL). The EDL includes any adjustments from dilutions, concentrations or moisture content, where applicable. The use of EDLs is specific to the analysis of PAHs using Solid-Phase Microextraction (SPME).
EMPC	- Estimated Maximum Possible Concentration: The concentration that results from the signal present at the retention time of an analyte when the ions meet all of the identification criteria except the ion abundance ratio criteria. An EMPC is a worst-case estimate of the concentration.
EPA	- Environmental Protection Agency.
LCS	- Laboratory Control Sample: A sample matrix, free from the analytes of interest, spiked with verified known amounts of analytes or a material containing known and verified amounts of analytes.
LCSD	- Laboratory Control Sample Duplicate: Refer to LCS.
LFB	- Laboratory Fortified Blank: A sample matrix, free from the analytes of interest, spiked with verified known amounts of analytes or a material containing known and verified amounts of analytes.
LOD	- Limit of Detection: This value represents the level to which a target analyte can reliably be detected for a specific analyte in a specific matrix by a specific method. The LOD includes any adjustments from dilutions, concentrations or moisture content, where applicable. (DoD report formats only.)
LOQ	- Limit of Quantitation: The value at which an instrument can accurately measure an analyte at a specific concentration. The LOQ includes any adjustments from dilutions, concentrations or moisture content, where applicable. (DoD report formats only.) Limit of Quantitation: The value at which an instrument can accurately measure an analyte at a specific concentration. The LOQ includes any adjustments from dilutions, concentrations or moisture content, where applicable. (DoD report formats only.)
MDL	- Method Detection Limit: This value represents the level to which target analyte concentrations are reported as estimated values, when those target analyte concentrations are quantified below the reporting limit (RL). The MDL includes any adjustments from dilutions, concentrations or moisture content, where applicable.
MS	- Matrix Spike Sample: A sample prepared by adding a known mass of target analyte to a specified amount of matrix sample for which an independent estimate of target analyte concentration is available. For Method 332.0, the spike recovery is calculated using the native concentration, including estimated values.
MSD	- Matrix Spike Sample Duplicate: Refer to MS.
NA	- Not Applicable.
NC	- Not Calculated: Term is utilized when one or more of the results utilized in the calculation are non-detect at the parameter's reporting unit.
NDPA/DPA	- N-Nitrosodiphenylamine/Diphenylamine.
NI	- Not Ignitable.
NP	- Non-Plastic: Term is utilized for the analysis of Atterberg Limits in soil.
NR	- No Results: Term is utilized when 'No Target Compounds Requested' is reported for the analysis of Volatile or Semivolatile Organic TIC only requests.
RL	- Reporting Limit: The value at which an instrument can accurately measure an analyte at a specific concentration. The RL includes any adjustments from dilutions, concentrations or moisture content, where applicable.
RPD	- Relative Percent Difference: The results from matrix and/or matrix spike duplicates are primarily designed to assess the precision of analytical results in a given matrix and are expressed as relative percent difference (RPD). Values which are less than five times the reporting limit for any individual parameter are evaluated by utilizing the absolute difference between the values; although the RPD value will be provided in the report.
SRM	- Standard Reference Material: A reference sample of a known or certified value that is of the same or similar matrix as the associated field samples.
STLP	- Semi-dynamic Tank Leaching Procedure per EPA Method 1315.
TEF	- Toxic Equivalency Factors: The values assigned to each dioxin and furan to evaluate their toxicity relative to 2,3,7,8-TCDD.
TEQ	- Toxic Equivalent: The measure of a sample's toxicity derived by multiplying each dioxin and furan by its corresponding TEF and then summing the resulting values.
TIC	- Tentatively Identified Compound: A compound that has been identified to be present and is not part of the target compound list (TCL) for the method and/or program. All TICs are qualitatively identified and reported as estimated concentrations.

Report Format: DU Report with 'J' Qualifiers

Project Name:	50 ELMWOOD AVENUE	**Lab Number:**	L2042138
Project Number:	0535-020-001	**Report Date:**	10/12/20

Footnotes

1 - The reference for this analyte should be considered modified since this analyte is absent from the target analyte list of the original method.

Terms

Analytical Method: Both the document from which the method originates and the analytical reference method. (Example: EPA 8260B is shown as 1,8260B.) The codes for the reference method documents are provided in the References section of the Addendum.

Difference: With respect to Total Oxidizable Precursor (TOP) Assay analysis, the difference is defined as the Post-Treatment value minus the Pre-Treatment value.

Final pH: As it pertains to Sample Receipt & Container Information section of the report, Final pH reflects pH of container determined after adjustment at the laboratory, if applicable. If no adjustment required, value reflects Initial pH.

Frozen Date/Time: With respect to Volatile Organics in soil, Frozen Date/Time reflects the date/time at which associated Reagent Water-preserved vials were initially frozen. Note: If frozen date/time is beyond 48 hours from sample collection, value will be reflected in 'bold'.

Initial pH: As it pertains to Sample Receipt & Container Information section of the report, Initial pH reflects pH of container determined upon receipt, if applicable.

PAH Total: With respect to Alkylated PAH analyses, the 'PAHs, Total' result is defined as the summation of results for all or a subset of the following compounds: Naphthalene, C1-C4 Naphthalenes, 2-Methylnaphthalene, 1-Methylnaphthalene, Biphenyl, Acenaphthylene, Acenaphthene, Fluorene, C1-C3 Fluorenes, Phenanthrene, C1-C4 Phenanthrenes/Anthracenes, Anthracene, Fluoranthene, Pyrene, C1-C4 Fluoranthenes/Pyrenes, Benz(a)anthracene, Chrysene, C1-C4 Chrysenes, Benzo(b)fluoranthene, Benzo(j)+(k)fluoranthene, Benzo(e)pyrene, Benzo(a)pyrene, Perylene, Indeno(1,2,3-cd)pyrene, Dibenz(ah)+(ac)anthracene, Benzo(g,h,i)perylene. If a 'Total' result is requested, the results of its individual components will also be reported.

PFAS Total: With respect to PFAS analyses, the 'PFAS, Total (5)' result is defined as the summation of results for: PFHpA, PFHxS, PFOA, PFNA and PFOS. If a 'Total' result is requested, the results of its individual components will also be reported.

The target compound Chlordane (CAS No. 57-74-9) is reported for GC ECD analyses. Per EPA,this compound "refers to a mixture of chlordane isomers, other chlorinated hydrocarbons and numerous other components." (Reference: USEPA Toxicological Review of Chlordane, In Support of Summary Information on the Integrated Risk Information System (IRIS), December 1997.)

Total: With respect to Organic analyses, a 'Total' result is defined as the summation of results for individual isomers or Aroclors. If a 'Total' result is requested, the results of its individual components will also be reported. This is applicable to 'Total' results for methods 8260, 8081 and 8082.

Data Qualifiers

A - Spectra identified as "Aldol Condensates" are byproducts of the extraction/concentration procedures when acetone is introduced in the process.

B - The analyte was detected above the reporting limit in the associated method blank. Flag only applies to associated field samples that have detectable concentrations of the analyte at less than ten times (10x) the concentration found in the blank. For MCP-related projects, flag only applies to associated field samples that have detectable concentrations of the analyte at less than ten times (10x) the concentration found in the blank. For DOD-related projects, flag only applies to associated field samples that have detectable concentrations of the analyte at less than ten times (10x) the concentration found in the blank AND the analyte was detected above one-half the reporting limit (or above the reporting limit for common lab contaminants) in the associated method blank. For NJ-Air-related projects, flag only applies to associated field samples that have detectable concentrations of the analyte above the reporting limit. For NJ-related projects (excluding Air), flag only applies to associated field samples that have detectable concentrations of the analyte, which was detected above the reporting limit in the associated method blank or above five times the reporting limit for common lab contaminants (Phthalates, Acetone, Methylene Chloride, 2-Butanone).

C - Co-elution: The target analyte co-elutes with a known lab standard (i.e. surrogate, internal standards, etc.) for co-extracted analyses.

D - Concentration of analyte was quantified from diluted analysis. Flag only applies to field samples that have detectable concentrations of the analyte.

E - Concentration of analyte exceeds the range of the calibration curve and/or linear range of the instrument.

F - The ratio of quantifier ion response to qualifier ion response falls outside of the laboratory criteria. Results are considered to be an estimated maximum concentration.

G - The concentration may be biased high due to matrix interferences (i.e, co-elution) with non-target compound(s). The result should be considered estimated.

H - The analysis of pH was performed beyond the regulatory-required holding time of 15 minutes from the time of sample collection.

I - The lower value for the two columns has been reported due to obvious interference.

J - Estimated value. The Target analyte concentration is below the quantitation limit (RL), but above the Method Detection Limit (MDL) or Estimated Detection Limit (EDL) for SPME-related analyses. This represents an estimated concentration for Tentatively Identified Compounds (TICs).

M - Reporting Limit (RL) exceeds the MCP CAM Reporting Limit for this analyte.

ND - Not detected at the method detection limit (MDL) for the sample, or estimated detection limit (EDL) for SPME-related analyses.

NJ - Presumptive evidence of compound. This represents an estimated concentration for Tentatively Identified Compounds (TICs), where

Report Format: DU Report with 'J' Qualifiers

Project Name:	50 ELMWOOD AVENUE	**Lab Number:**	L2042138
Project Number:	0535-020-001	**Report Date:**	10/12/20

Data Qualifiers

the identification is based on a mass spectral library search.

P - The RPD between the results for the two columns exceeds the method-specified criteria.

Q - The quality control sample exceeds the associated acceptance criteria. For DOD-related projects, LCS and/or Continuing Calibration Standard exceedences are also qualified on all associated sample results. Note: This flag is not applicable for matrix spike recoveries when the sample concentration is greater than 4x the spike added or for batch duplicate RPD when the sample concentrations are less than 5x the RL. (Metals only.)

R - Analytical results are from sample re-analysis.

RE - Analytical results are from sample re-extraction.

S - Analytical results are from modified screening analysis.

Report Format: DU Report with 'J' Qualifiers

Project Name:	50 ELMWOOD AVENUE	**Lab Number:**	L2042138
Project Number:	0535-020-001	**Report Date:**	10/12/20

REFERENCES

1 Test Methods for Evaluating Solid Waste: Physical/Chemical Methods. EPA SW-846. Third Edition. Updates I - VI, 2018.

121 Standard Methods for the Examination of Water and Wastewater. APHA-AWWA-WEF. Standard Methods Online.

LIMITATION OF LIABILITIES

Alpha Analytical performs services with reasonable care and diligence normal to the analytical testing laboratory industry. In the event of an error, the sole and exclusive responsibility of Alpha Analytical shall be to re-perform the work at it's own expense. In no event shall Alpha Analytical be held liable for any incidental, consequential or special damages, including but not limited to, damages in any way connected with the use of, interpretation of, information or analysis provided by Alpha Analytical.

We strongly urge our clients to comply with EPA protocol regarding sample volume, preservation, cooling, containers, sampling procedures, holding time and splitting of samples in the field.

Certification Information

The following analytes are not included in our Primary NELAP Scope of Accreditation:

Westborough Facility
EPA 624/624.1: m/p-xylene, o-xylene, Naphthalene
EPA 8260C: NPW: 1,2,4,5-Tetramethylbenzene; 4-Ethyltoluene, Azobenzene; SCM: Iodomethane (methyl iodide), 1,2,4,5-Tetramethylbenzene; 4-Ethyltoluene.
EPA 8270D: NPW: Dimethylnaphthalene,1,4-Diphenylhydrazine; SCM: Dimethylnaphthalene,1,4-Diphenylhydrazine.
SM4500: NPW: Amenable Cyanide; SCM: Total Phosphorus, TKN, NO2, NO3.

Mansfield Facility
SM 2540D: TSS
EPA 8082A: NPW: PCB: 1, 5, 31, 87,101, 110, 141, 151, 153, 180, 183, 187.
EPA TO-15: Halothane, 2,4,4-Trimethyl-2-pentene, 2,4,4-Trimethyl-1-pentene, Thiophene, 2-Methylthiophene, 3-Methylthiophene, 2-Ethylthiophene, 1,2,3-Trimethylbenzene, Indan, Indene, 1,2,4,5-Tetramethylbenzene, Benzothiophene, 1-Methylnaphthalene.
EPA TO-12 Non-methane organics
EPA 3C Fixed gases
Biological Tissue Matrix: EPA 3050B

The following analytes are included in our Massachusetts DEP Scope of Accreditation

Westborough Facility:

Drinking Water
EPA 300.0: Chloride, Nitrate-N, Fluoride, Sulfate; **EPA 353.2**: Nitrate-N, Nitrite-N; **SM4500NO3-F**: Nitrate-N, Nitrite-N; **SM4500F-C, SM4500CN-CE, EPA 180.1, SM2130B, SM4500Cl-D, SM2320B, SM2540C, SM4500H-B, SM4500NO2-B**
EPA 332: Perchlorate; **EPA 524.2:** THMs and VOCs; **EPA 504.1:** EDB, DBCP.
Microbiology: **SM9215B; SM9223-P/A, SM9223B-Colilert-QT,SM9222D**.

Non-Potable Water
SM4500H,B, EPA 120.1, SM2510B, SM2540C, SM2320B, SM4500CL-E, SM4500F-BC, SM4500NH3-BH: Ammonia-N and Kjeldahl-N, **EPA 350.1**: Ammonia-N, **LACHAT 10-107-06-1-B**: Ammonia-N, **EPA 351.1, SM4500NO3-F, EPA 353.2**: Nitrate-N**, SM4500P-E, SM4500P-B, E, SM4500SO4-E, SM5220D, EPA 410.4, SM5210B, SM5310C, SM4500CL-D, EPA 1664, EPA 420.1, SM4500-CN-CE, SM2540D, EPA 300: Chloride, Sulfate, Nitrate.**
EPA 624.1: Volatile Halocarbons & Aromatics,
EPA 608.3: Chlordane, Toxaphene, Aldrin, alpha-BHC, beta-BHC, gamma-BHC, delta-BHC, Dieldrin, DDD, DDE, DDT, Endosulfan I, Endosulfan II, Endosulfan sulfate, Endrin, Endrin Aldehyde, Heptachlor, Heptachlor Epoxide, PCBs
EPA 625.1: SVOC (Acid/Base/Neutral Extractables), **EPA 600/4-81-045**: PCB-Oil.
Microbiology: **SM9223B-Colilert-QT; Enterolert-QT, SM9221E, EPA 1600, EPA 1603.**

Mansfield Facility:

Drinking Water
EPA 200.7: Al, Ba, Cd, Cr, Cu, Fe, Mn, Ni, Na, Ag, Ca, Zn. **EPA 200.8:** Al, Sb, As, Ba, Be, Cd, Cr, Cu, Pb, Mn, Ni, Se, Ag, TL, Zn. **EPA 245.1** Hg.
EPA 522.

Non-Potable Water
EPA 200.7: Al, Sb, As, Be, Cd, Ca, Cr, Co, Cu, Fe, Pb, Mg, Mn, Mo, Ni, K, Se, Ag, Na, Sr, TL, Ti, V, Zn.
EPA 200.8: Al, Sb**,** As, Be, Cd, Cr, Cu, Fe, Pb, Mn, Ni, K, Se, Ag, Na, TL, Zn.
EPA 245.1 Hg.
SM2340B

For a complete listing of analytes and methods, please contact your Alpha Project Manager.

NEW YORK CHAIN OF CUSTODY

ALPHA ANALYTICAL

Westborough, MA 01581
8 Walkup Dr.
TEL: 508-898-9220
FAX: 508-898-9193

Mansfield, MA 02048
320 Forbes Blvd
TEL: 508-822-9300
FAX: 508-822-3288

Service Centers
Mahwah, NJ 07430: 35 Whitney Rd, Suite 5
Albany, NY 12205: 14 Walker Way
Tonawanda, NY 14150: 275 Cooper Ave, Suite 105

Page 1 of 1

Date Rec'd in Lab: 10/3/20

ALPHA Job #: L2042138

Project Information
Project Name: 50 Elmwood Ave
Project Location: Lockport, NY
Project # 0535-020-001
(Use Project name as Project #) ☐
Project Manager: Christopher Boron
ALPHAQuote #:

Turn-Around Time
Standard ☐ Due Date:
Rush (only if pre approved) ☐ # of Days:

Client Information
Client: Benchmark Environmental
Address: 2555 Hamburg Turnpike
Phone: 716-856-0635
Fax: 716-856-0583
Email: ckanaley@bm-hc.com

Deliverables
☐ ASP-A ☐ ASP-B
☐ EQuIS (1 File) ☐ EQuIS (4 File)
☐ Other

Billing Information
☐ Same as Client Info
PO #

Regulatory Requirement
☐ NY TOGS ☐ NY Part 375
☐ AWQ Standards ☐ NY CP-51
☐ NY Restricted Use ☐ Other
☐ NY Unrestricted Use
☐ NYC Sewer Discharge

Disposal Site Information
Please identify below location of applicable disposal facilities.
Disposal Facility:
☐ NJ ☐ NY
☐ Other:

These samples have been previously analyzed by Alpha ☐

Other project specific requirements/comments:
Cat B

Please specify Metals or TAL.

ANALYSIS

Sample Filtration
☐ Done
☐ Lab to do
Preservation
☐ Lab to do
(Please Specify below)

ALPHA Lab ID (Lab Use Only)	Sample ID	Collection Date	Collection Time	Sample Matrix	Sampler's Initials	TCL VOC 8260	TCL SVOC 8270	TCL PCB 8082	Total Metals Total Hg 6010/7471	TCL Pesticides 8081	Herbicides 8151	Total Cyanide 9010/9012	Total Solids	Sample Specific Comments	Total Bottle
42138 01	TP-23 2-4FT	10/2/20	1130	Soil	CNK	1	1	1	1	1	1	1	1		
02	TP-25 2-4FT	10/2/20	1020	Soil	CNK		1		1						
03	TP-26 2-3FT	10/2/20	1215	Soil	CNK		1		1						
04	TP-29 5-6FT	10/2/20	1508	Soil	CNK	1	1	1	1	1	1	1	1	MS/MSD	
05	TP-29 7-8FT	10/2/20	1552	Soil	CNK	1	1	1	1	1	1	1	1		
06	Blind Dup #1	10/2/20	1700	Soil	CNK	1	1	1	1	1	1	1	1		

Preservative Code:
A = None
B = HCl
C = HNO_3
D = H_2SO_4
E = NaOH
F = MeOH
G = $NaHSO_4$
H = $Na_2S_2O_3$
K/E = Zn Ac/NaOH
O = Other

Container Code
P = Plastic
A = Amber Glass
V = Vial
G = Glass
B = Bacteria Cup
C = Cube
O = Other
E = Encore
D = BOD Bottle

Westboro: Certification No: MA935
Mansfield: Certification No: MA015

Container Type								
Preservative								

Relinquished By:	Date/Time	Received By:	Date/Time
Chelsea Kanaley	10/2/20 16:55	J. Doorn AAL	10/2/20 16:55
J. Doorn AAL	10/2/20 17:45	Kyle Bravene	10/3/20 02:15

Please print clearly, legibly and completely. Samples can not be logged in and turnaround time clock will not start until any ambiguities are resolved. BY EXECUTING THIS COC, THE CLIENT HAS READ AND AGREES TO BE BOUND BY ALPHA'S TERMS & CONDITIONS. (See reverse side.)

Form No: 01-25 HC (rev. 30-Sept-2013)

Quantitation Report (QT Reviewed)

Data Path : I:\VOLATILES\VOA127\2020\201008A\
Data File : V27201008A15.D
Acq On : 08 Oct 2020 02:32 pm
Operator : VOA127:MKS
Sample : l2042138-04,31,3.93,5,,y1
Misc : WG1419887,ICAL17206
ALS Vial : 15 Sample Multiplier: 1

Quant Time: Oct 08 15:30:20 2020
Quant Method : I:\VOLATILES\VOA127\2020\201008A\V127_201005N_8260.m
Quant Title : VOLATILES BY GC/MS
QLast Update : Tue Oct 06 18:21:51 2020
Response via : Initial Calibration

Sub List : 8260-CurveSoil - Megamix plus Diox8A\V27201008A01.D•

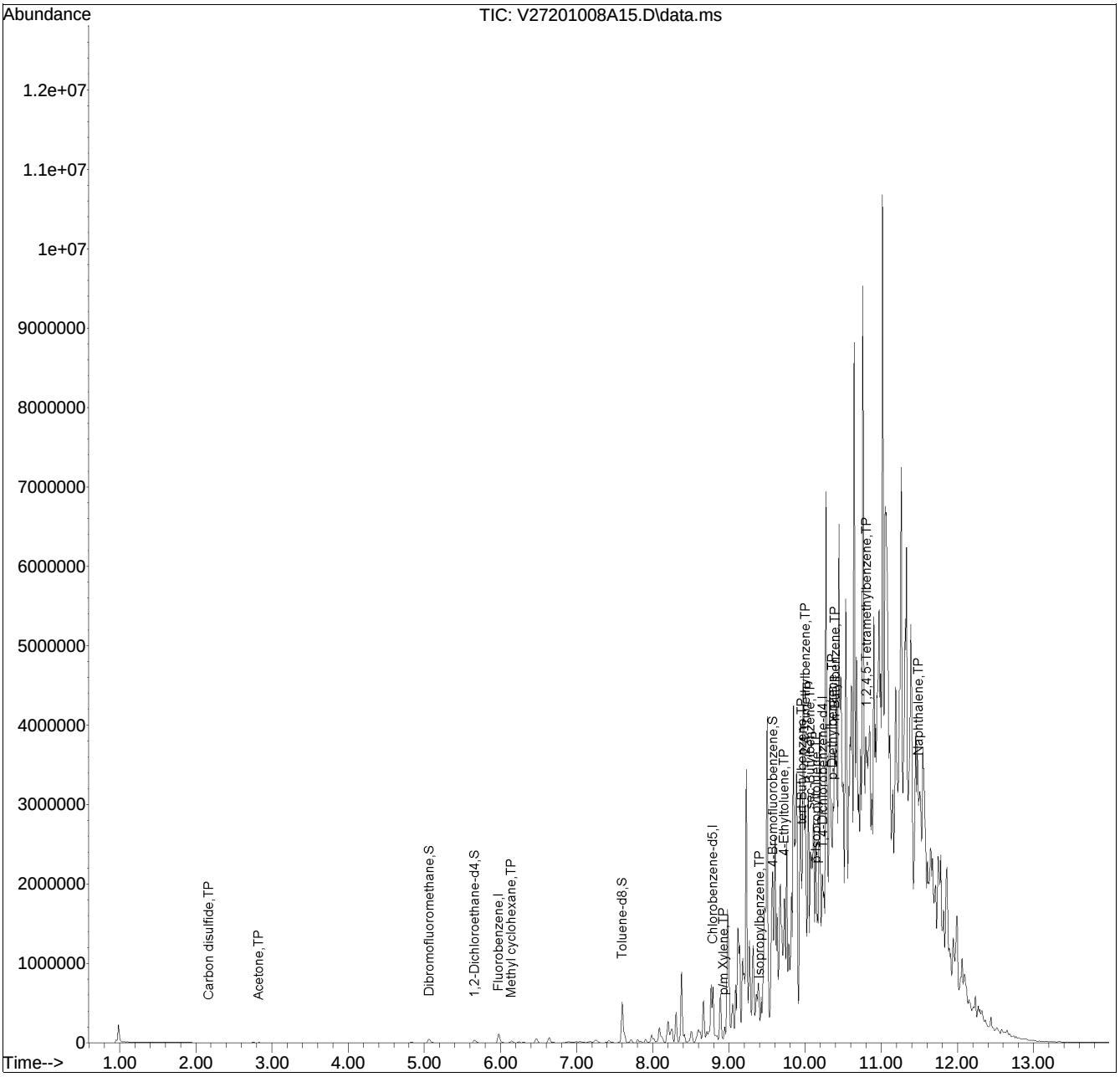

ANALYTICAL REPORT

Lab Number:	L2112412
Client:	Benchmark & Turnkey Companies 2558 Hamburg Turnpike Suite 300 Buffalo, NY 14218
ATTN:	Chris Boron
Phone:	(716) 856-0599
Project Name:	50 ELMWOOD AVENUE
Project Number:	B0535-020-001
Report Date:	03/19/21

The original project report/data package is held by Alpha Analytical. This report/data package is paginated and should be reproduced only in its entirety. Alpha Analytical holds no responsibility for results and/or data that are not consistent with the original.

Certifications & Approvals: MA (M-MA086), NH NELAP (2064), CT (PH-0574), IL (200077), ME (MA00086), MD (348), NJ (MA935), NY (11148), NC (25700/666), PA (68-03671), RI (LAO00065), TX (T104704476), VT (VT-0935), VA (460195), USDA (Permit #P330-17-00196).

Eight Walkup Drive, Westborough, MA 01581-1019
508-898-9220 (Fax) 508-898-9193 800-624-9220 - www.alphalab.com

Project Name: 50 ELMWOOD AVENUE
Project Number: B0535-020-001

Lab Number: L2112412
Report Date: 03/19/21

Alpha Sample ID	Client ID	Matrix	Sample Location	Collection Date/Time	Receive Date
L2112412-01	TB-01 N10 6IN-2FT	SOIL	LOCKPORT, NY	03/11/21 09:00	03/12/21
L2112412-02	TB-01 E10 9IN-1.5FT	SOIL	LOCKPORT, NY	03/11/21 10:00	03/12/21
L2112412-03	TB-01 S10 6IN-2FT	SOIL	LOCKPORT, NY	03/11/21 10:30	03/12/21
L2112412-04	TB-01 N20 3IN-1FT	SOIL	LOCKPORT, NY	03/11/21 09:40	03/12/21
L2112412-05	TB-01 E20 6IN-1.4FT	SOIL	LOCKPORT, NY	03/11/21 10:15	03/12/21
L2112412-06	TB-01 S20 7IN-2FT	SOIL	LOCKPORT, NY	03/11/21 10:45	03/12/21
L2112412-07	TB-04 N10 0.5-2.5FT	SOIL	LOCKPORT, NY	03/11/21 11:30	03/12/21
L2112412-08	TB-04 E10 5IN-1.2FT	SOIL	LOCKPORT, NY	03/11/21 12:15	03/12/21
L2112412-09	TB-04 W10 0.5-1.5FT	SOIL	LOCKPORT, NY	03/11/21 12:00	03/12/21
L2112412-10	TB-04 S10 1-2.5FT	SOIL	LOCKPORT, NY	03/11/21 11:00	03/12/21
L2112412-11	TB-04 E20 8IN-1.3FT	SOIL	LOCKPORT, NY	03/11/21 12:30	03/12/21
L2112412-12	TB-04 W20 6IN-1.25FT	SOIL	LOCKPORT, NY	03/11/21 11:45	03/12/21
L2112412-13	TB-04 S20 6IN-1.5FT	SOIL	LOCKPORT, NY	03/11/21 11:15	03/12/21
L2112412-14	TB-06 N10 0.5-2.5FT	SOIL	LOCKPORT, NY	03/11/21 13:00	03/12/21
L2112412-15	TB-06 E10 0.5-2FT	SOIL	LOCKPORT, NY	03/11/21 13:45	03/12/21
L2112412-16	TB-06 S10 1-2FT	SOIL	LOCKPORT, NY	03/11/21 12:45	03/12/21
L2112412-17	TB-06 W10 1-3FT	SOIL	LOCKPORT, NY	03/11/21 13:15	03/12/21
L2112412-18	TB-06 N20 1-2.5FT	SOIL	LOCKPORT, NY	03/11/21 13:25	03/12/21
L2112412-19	TB-06 E20 1-2FT	SOIL	LOCKPORT, NY	03/11/21 14:00	03/12/21
L2112412-20	TB-06 S20 1.5-2.5FT	SOIL	LOCKPORT, NY	03/11/21 12:35	03/12/21
L2112412-21	TB-06 W20 1-2.5FT	SOIL	LOCKPORT, NY	03/11/21 13:30	03/12/21
L2112412-22	TB-9 N10 1-2FT	SOIL	LOCKPORT, NY	03/11/21 16:00	03/12/21
L2112412-23	TB-9 E10 6IN-2FT	SOIL	LOCKPORT, NY	03/11/21 14:45	03/12/21
L2112412-24	TB-9 S10 1-2FT	SOIL	LOCKPORT, NY	03/11/21 15:45	03/12/21

Alpha Sample ID	Client ID	Matrix	Sample Location	Collection Date/Time	Receive Date
L2112412-25	TB-9 W10 1-2FT	SOIL	LOCKPORT, NY	03/11/21 14:15	03/12/21
L2112412-26	TB-9 N20 1-2FT	SOIL	LOCKPORT, NY	03/11/21 16:15	03/12/21
L2112412-27	TB-9 E20 0.5-2FT	SOIL	LOCKPORT, NY	03/11/21 15:15	03/12/21
L2112412-28	TB-9 S20 0.5-1.25FT	SOIL	LOCKPORT, NY	03/11/21 15:30	03/12/21
L2112412-29	TB-9 W20 1-2FT	SOIL	LOCKPORT, NY	03/11/21 14:30	03/12/21
L2112412-30	BD-1	SOIL	LOCKPORT, NY	03/11/21 10:35	03/12/21
L2112412-31	BD-2	SOIL	LOCKPORT, NY	03/11/21 11:05	03/12/21
L2112412-32	BD-3	SOIL	LOCKPORT, NY	03/11/21 12:50	03/12/21
L2112412-33	BD-4	SOIL	LOCKPORT, NY	03/11/21 16:35	03/12/21
L2112412-34	TP-29 N10 6-8FT	SOIL	LOCKPORT, NY	03/11/21 16:30	03/12/21
L2112412-35	TP-29 E10 6-8FT	SOIL	LOCKPORT, NY	03/11/21 16:45	03/12/21
L2112412-36	TP-29 S10 6-8FT	SOIL	LOCKPORT, NY	03/11/21 17:15	03/12/21
L2112412-37	TP-29 W10 6-8FT	SOIL	LOCKPORT, NY	03/11/21 17:00	03/12/21

Project Name:	50 ELMWOOD AVENUE	**Lab Number:**	L2112412
Project Number:	B0535-020-001	**Report Date:**	03/19/21

Case Narrative

The samples were received in accordance with the Chain of Custody and no significant deviations were encountered during the preparation or analysis unless otherwise noted. Sample Receipt, Container Information, and the Chain of Custody are located at the back of the report.

Results contained within this report relate only to the samples submitted under this Alpha Lab Number and meet NELAP requirements for all NELAP accredited parameters unless otherwise noted in the following narrative. The data presented in this report is organized by parameter (i.e. VOC, SVOC, etc.). Sample specific Quality Control data (i.e. Surrogate Spike Recovery) is reported at the end of the target analyte list for each individual sample, followed by the Laboratory Batch Quality Control at the end of each parameter. Tentatively Identified Compounds (TICs), if requested, are reported for compounds identified to be present and are not part of the method/program Target Compound List, even if only a subset of the TCL are being reported. If a sample was re-analyzed or re-extracted due to a required quality control corrective action and if both sets of data are reported, the Laboratory ID of the re-analysis or re-extraction is designated with an "R" or "RE", respectively.

When multiple Batch Quality Control elements are reported (e.g. more than one LCS), the associated samples for each element are noted in the grey shaded header line of each data table. Any Laboratory Batch, Sample Specific % recovery or RPD value that is outside the listed Acceptance Criteria is bolded in the report. In reference to questions H (CAM) or 4 (RCP) when "NO" is checked, the performance criteria for CAM and RCP methods allow for some quality control failures to occur and still be within method compliance. In these instances, the specific failure is not narrated but noted in the associated QC Outlier Summary Report, located directly after the Case Narrative. QC information is also incorporated in the Data Usability Assessment table (Format 11) of our Data Merger tool, where it can be reviewed in conjunction with the sample result, associated regulatory criteria and any associated data usability implications.

Soil/sediments, solids and tissues are reported on a dry weight basis unless otherwise noted. Definitions of all data qualifiers and acronyms used in this report are provided in the Glossary located at the back of the report.

HOLD POLICY - For samples submitted on hold, Alpha's policy is to hold samples (with the exception of Air canisters) free of charge for 21 calendar days from the date the project is completed. After 21 calendar days, we will dispose of all samples submitted including those put on hold unless you have contacted your Alpha Project Manager and made arrangements for Alpha to continue to hold the samples. Air canisters will be disposed after 3 business days from the date the project is completed.

Please contact Project Management at 800-624-9220 with any questions.

Project Name:	50 ELMWOOD AVENUE	**Lab Number:**	L2112412
Project Number:	B0535-020-001	**Report Date:**	03/19/21

Case Narrative (continued)

Report Submission

All non-detect (ND) or estimated concentrations (J-qualified) have been quantitated to the limit noted in the MDL column.

Sample Receipt

L2112412-02: The collection date and time on the chain of custody was 11-MAR-21 09:30; however, the collection date/time on the container label was 11-MAR-21 10:00. At the client's request, the collection date/time is reported as 11-MAR-21 10:00.

L2112412-02: The sample identified as "TB-01 E10 3IN-1FT" on the chain of custody was identified as "TB-01 E10 9IN-1.5FT" on the container label. At the client's request, the sample is reported as "TB-01 E10 9IN-1.5FT".

Total Metals

The WG1475176-3/-4 MS/MSD recoveries, performed on L2112412-14, are outside the acceptance criteria for arsenic (55%/30%). A post digestion spike was performed and was within acceptance criteria.

I, the undersigned, attest under the pains and penalties of perjury that, to the best of my knowledge and belief and based upon my personal inquiry of those responsible for providing the information contained in this analytical report, such information is accurate and complete. This certificate of analysis is not complete unless this page accompanies any and all pages of this report.

Authorized Signature: Cristin Walker

Title: Technical Director/Representative Date: 03/19/21

ORGANICS

SEMIVOLATILES

Project Name: 50 ELMWOOD AVENUE
Project Number: B0535-020-001
Lab Number: L2112412
Report Date: 03/19/21

SAMPLE RESULTS

Lab ID: L2112412-07
Client ID: TB-04 N10 0.5-2.5FT
Sample Location: LOCKPORT, NY

Date Collected: 03/11/21 11:30
Date Received: 03/12/21
Field Prep: Not Specified

Sample Depth:
Matrix: Soil
Analytical Method: 1,8270D
Analytical Date: 03/19/21 08:25
Analyst: IM
Percent Solids: 65%

Extraction Method: EPA 3546
Extraction Date: 03/18/21 18:34

Parameter	Result	Qualifier	Units	RL	MDL	Dilution Factor
Semivolatile Organics by GC/MS - Westborough Lab						
Acenaphthene	280		ug/kg	200	26.	1
Fluoranthene	3900		ug/kg	150	28.	1
Naphthalene	440		ug/kg	250	30.	1
Benzo(a)anthracene	2600		ug/kg	150	28.	1
Benzo(a)pyrene	1900		ug/kg	200	61.	1
Benzo(b)fluoranthene	2200		ug/kg	150	42.	1
Benzo(k)fluoranthene	840		ug/kg	150	40.	1
Chrysene	2200		ug/kg	150	26.	1
Acenaphthylene	620		ug/kg	200	38.	1
Anthracene	1600		ug/kg	150	48.	1
Benzo(ghi)perylene	800		ug/kg	200	29.	1
Fluorene	810		ug/kg	250	24.	1
Phenanthrene	3600		ug/kg	150	30.	1
Dibenzo(a,h)anthracene	280		ug/kg	150	29.	1
Indeno(1,2,3-cd)pyrene	980		ug/kg	200	35.	1
Pyrene	3500		ug/kg	150	25.	1

Surrogate	% Recovery	Qualifier	Acceptance Criteria
Nitrobenzene-d5	54		23-120
2-Fluorobiphenyl	71		30-120
4-Terphenyl-d14	53		18-120

Project Name: 50 ELMWOOD AVENUE
Project Number: B0535-020-001
Lab Number: L2112412
Report Date: 03/19/21

SAMPLE RESULTS

Lab ID: L2112412-08
Client ID: TB-04 E10 5IN-1.2FT
Sample Location: LOCKPORT, NY

Date Collected: 03/11/21 12:15
Date Received: 03/12/21
Field Prep: Not Specified

Sample Depth:
Matrix: Soil
Analytical Method: 1,8270D
Analytical Date: 03/19/21 09:31
Analyst: IM
Percent Solids: 73%

Extraction Method: EPA 3546
Extraction Date: 03/18/21 18:34

Parameter	Result	Qualifier	Units	RL	MDL	Dilution Factor
Semivolatile Organics by GC/MS - Westborough Lab						
Acenaphthene	ND		ug/kg	180	23.	1
Fluoranthene	160		ug/kg	130	25.	1
Naphthalene	56	J	ug/kg	220	27.	1
Benzo(a)anthracene	92	J	ug/kg	130	25.	1
Benzo(a)pyrene	76	J	ug/kg	180	54.	1
Benzo(b)fluoranthene	94	J	ug/kg	130	37.	1
Benzo(k)fluoranthene	41	J	ug/kg	130	35.	1
Chrysene	84	J	ug/kg	130	23.	1
Acenaphthylene	ND		ug/kg	180	34.	1
Anthracene	ND		ug/kg	130	43.	1
Benzo(ghi)perylene	82	J	ug/kg	180	26.	1
Fluorene	ND		ug/kg	220	22.	1
Phenanthrene	140		ug/kg	130	27.	1
Dibenzo(a,h)anthracene	ND		ug/kg	130	26.	1
Indeno(1,2,3-cd)pyrene	56	J	ug/kg	180	31.	1
Pyrene	140		ug/kg	130	22.	1

Surrogate	% Recovery	Qualifier	Acceptance Criteria
Nitrobenzene-d5	78		23-120
2-Fluorobiphenyl	80		30-120
4-Terphenyl-d14	66		18-120

Project Name: 50 ELMWOOD AVENUE
Project Number: B0535-020-001
Lab Number: L2112412
Report Date: 03/19/21

SAMPLE RESULTS

Lab ID: L2112412-09
Client ID: TB-04 W10 0.5-1.5FT
Sample Location: LOCKPORT, NY

Date Collected: 03/11/21 12:00
Date Received: 03/12/21
Field Prep: Not Specified

Sample Depth:
Matrix: Soil
Analytical Method: 1,8270D
Analytical Date: 03/19/21 04:47
Analyst: IM
Percent Solids: 81%

Extraction Method: EPA 3546
Extraction Date: 03/18/21 18:34

Parameter	Result	Qualifier	Units	RL	MDL	Dilution Factor
Semivolatile Organics by GC/MS - Westborough Lab						
Acenaphthene	94	J	ug/kg	160	21.	1
Fluoranthene	1400		ug/kg	120	23.	1
Naphthalene	88	J	ug/kg	200	25.	1
Benzo(a)anthracene	750		ug/kg	120	23.	1
Benzo(a)pyrene	740		ug/kg	160	49.	1
Benzo(b)fluoranthene	820		ug/kg	120	34.	1
Benzo(k)fluoranthene	300		ug/kg	120	32.	1
Chrysene	790		ug/kg	120	21.	1
Acenaphthylene	ND		ug/kg	160	31.	1
Anthracene	200		ug/kg	120	39.	1
Benzo(ghi)perylene	510		ug/kg	160	24.	1
Fluorene	64	J	ug/kg	200	20.	1
Phenanthrene	1200		ug/kg	120	24.	1
Dibenzo(a,h)anthracene	110	J	ug/kg	120	23.	1
Indeno(1,2,3-cd)pyrene	490		ug/kg	160	28.	1
Pyrene	1600		ug/kg	120	20.	1

Surrogate	% Recovery	Qualifier	Acceptance Criteria
Nitrobenzene-d5	78		23-120
2-Fluorobiphenyl	74		30-120
4-Terphenyl-d14	55		18-120

Project Name: 50 ELMWOOD AVENUE
Project Number: B0535-020-001
Lab Number: L2112412
Report Date: 03/19/21

SAMPLE RESULTS

Lab ID: L2112412-10
Client ID: TB-04 S10 1-2.5FT
Sample Location: LOCKPORT, NY

Date Collected: 03/11/21 11:00
Date Received: 03/12/21
Field Prep: Not Specified

Sample Depth:
Matrix: Soil
Analytical Method: 1,8270D
Analytical Date: 03/19/21 08:04
Analyst: IM
Percent Solids: 77%

Extraction Method: EPA 3546
Extraction Date: 03/18/21 18:34

Parameter	Result	Qualifier	Units	RL	MDL	Dilution Factor
Semivolatile Organics by GC/MS - Westborough Lab						
Acenaphthene	310		ug/kg	170	22.	1
Fluoranthene	4200		ug/kg	130	25.	1
Naphthalene	370		ug/kg	210	26.	1
Benzo(a)anthracene	2600		ug/kg	130	24.	1
Benzo(a)pyrene	2400		ug/kg	170	52.	1
Benzo(b)fluoranthene	3000		ug/kg	130	36.	1
Benzo(k)fluoranthene	1000		ug/kg	130	34.	1
Chrysene	2300		ug/kg	130	22.	1
Acenaphthylene	270		ug/kg	170	33.	1
Anthracene	920		ug/kg	130	42.	1
Benzo(ghi)perylene	1700		ug/kg	170	25.	1
Fluorene	340		ug/kg	210	21.	1
Phenanthrene	3000		ug/kg	130	26.	1
Dibenzo(a,h)anthracene	380		ug/kg	130	25.	1
Indeno(1,2,3-cd)pyrene	1800		ug/kg	170	30.	1
Pyrene	4000		ug/kg	130	21.	1

Surrogate	% Recovery	Qualifier	Acceptance Criteria
Nitrobenzene-d5	71		23-120
2-Fluorobiphenyl	71		30-120
4-Terphenyl-d14	63		18-120

Project Name: 50 ELMWOOD AVENUE
Project Number: B0535-020-001
Lab Number: L2112412
Report Date: 03/19/21

SAMPLE RESULTS

Lab ID: L2112412-31
Client ID: BD-2
Sample Location: LOCKPORT, NY

Date Collected: 03/11/21 11:05
Date Received: 03/12/21
Field Prep: Not Specified

Sample Depth:
Matrix: Soil
Analytical Method: 1,8270D
Analytical Date: 03/19/21 09:53
Analyst: IM
Percent Solids: 84%

Extraction Method: EPA 3546
Extraction Date: 03/18/21 18:34

Parameter	Result	Qualifier	Units	RL	MDL	Dilution Factor
Semivolatile Organics by GC/MS - Westborough Lab						
Acenaphthene	210		ug/kg	160	20.	1
Fluoranthene	3200		ug/kg	120	22.	1
Naphthalene	470		ug/kg	190	24.	1
Benzo(a)anthracene	1900		ug/kg	120	22.	1
Benzo(a)pyrene	1700		ug/kg	160	47.	1
Benzo(b)fluoranthene	2100		ug/kg	120	33.	1
Benzo(k)fluoranthene	840		ug/kg	120	31.	1
Chrysene	1800		ug/kg	120	20.	1
Acenaphthylene	270		ug/kg	160	30.	1
Anthracene	710		ug/kg	120	38.	1
Benzo(ghi)perylene	1200		ug/kg	160	23.	1
Fluorene	260		ug/kg	190	19.	1
Phenanthrene	2500		ug/kg	120	24.	1
Dibenzo(a,h)anthracene	280		ug/kg	120	22.	1
Indeno(1,2,3-cd)pyrene	1300		ug/kg	160	27.	1
Pyrene	2900		ug/kg	120	19.	1

Surrogate	% Recovery	Qualifier	Acceptance Criteria
Nitrobenzene-d5	75		23-120
2-Fluorobiphenyl	68		30-120
4-Terphenyl-d14	59		18-120

Project Name: 50 ELMWOOD AVENUE
Project Number: B0535-020-001
Lab Number: L2112412
Report Date: 03/19/21

Method Blank Analysis
Batch Quality Control

Analytical Method: 1,8270D
Analytical Date: 03/18/21 13:48
Analyst: WR

Extraction Method: EPA 3546
Extraction Date: 03/18/21 09:42

Parameter	Result	Qualifier	Units	RL	MDL
Semivolatile Organics by GC/MS - Westborough Lab for sample(s): 07-10,31 Batch: WG1475885-1					
Acenaphthene	ND		ug/kg	130	17.
Fluoranthene	19	J	ug/kg	99	19.
Naphthalene	ND		ug/kg	160	20.
Benzo(a)anthracene	ND		ug/kg	99	18.
Benzo(a)pyrene	ND		ug/kg	130	40.
Benzo(b)fluoranthene	ND		ug/kg	99	28.
Benzo(k)fluoranthene	ND		ug/kg	99	26.
Chrysene	ND		ug/kg	99	17.
Acenaphthylene	ND		ug/kg	130	25.
Anthracene	ND		ug/kg	99	32.
Benzo(ghi)perylene	ND		ug/kg	130	19.
Fluorene	ND		ug/kg	160	16.
Phenanthrene	ND		ug/kg	99	20.
Dibenzo(a,h)anthracene	ND		ug/kg	99	19.
Indeno(1,2,3-cd)pyrene	ND		ug/kg	130	23.
Pyrene	18	J	ug/kg	99	16.

Surrogate	%Recovery	Qualifier	Acceptance Criteria
2-Fluorophenol	80		25-120
Phenol-d6	82		10-120
Nitrobenzene-d5	84		23-120
2-Fluorobiphenyl	86		30-120
2,4,6-Tribromophenol	64		10-136
4-Terphenyl-d14	94		18-120

Lab Control Sample Analysis
Batch Quality Control

Project Name: 50 ELMWOOD AVENUE
Project Number: B0535-020-001

Lab Number: L2112412
Report Date: 03/19/21

Parameter	LCS %Recovery	Qual	LCSD %Recovery	Qual	%Recovery Limits	RPD	Qual	RPD Limits
Semivolatile Organics by GC/MS - Westborough Lab Associated sample(s): 07-10,31 Batch: WG1475885-2 WG1475885-3								
Acenaphthene	91		95		31-137	4		50
Fluoranthene	99		99		40-140	0		50
Naphthalene	86		91		40-140	6		50
Benzo(a)anthracene	94		97		40-140	3		50
Benzo(a)pyrene	100		102		40-140	2		50
Benzo(b)fluoranthene	94		104		40-140	10		50
Benzo(k)fluoranthene	102		95		40-140	7		50
Chrysene	97		97		40-140	0		50
Acenaphthylene	91		93		40-140	2		50
Anthracene	98		99		40-140	1		50
Benzo(ghi)perylene	96		96		40-140	0		50
Fluorene	96		98		40-140	2		50
Phenanthrene	93		93		40-140	0		50
Dibenzo(a,h)anthracene	101		102		40-140	1		50
Indeno(1,2,3-cd)pyrene	96		101		40-140	5		50
Pyrene	96		96		35-142	0		50

Lab Control Sample Analysis

Batch Quality Control

Project Name: 50 ELMWOOD AVENUE

Project Number: B0535-020-001

Lab Number: L2112412

Report Date: 03/19/21

Parameter	LCS %Recovery	Qual	LCSD %Recovery	Qual	%Recovery Limits	RPD	Qual	RPD Limits
Semivolatile Organics by GC/MS - Westborough Lab Associated sample(s): 07-10,31 Batch: WG1475885-2 WG1475885-3								

Surrogate	LCS %Recovery	Qual	LCSD %Recovery	Qual	Acceptance Criteria
2-Fluorophenol	86		91		25-120
Phenol-d6	90		92		10-120
Nitrobenzene-d5	89		92		23-120
2-Fluorobiphenyl	90		92		30-120
2,4,6-Tribromophenol	83		81		10-136
4-Terphenyl-d14	100		98		18-120

Matrix Spike Analysis

Batch Quality Control

Project Name: 50 ELMWOOD AVENUE
Project Number: B0535-020-001

Lab Number: L2112412
Report Date: 03/19/21

Parameter	Native Sample	MS Added	MS Found	MS %Recovery	Qual	MSD Found	MSD %Recovery	Qual	Recovery Limits	RPD	Qual	RPD Limits
Semivolatile Organics by GC/MS - Westborough Lab Associated sample(s): 07-10,31 QC Batch ID: WG1475885-6 WG1475885-7 QC Sample: L2112412-08 Client ID: TB-04 E10 5IN-1.2FT												
Acenaphthene	ND	1780	1300	73		1200	68		31-137	8		50
Fluoranthene	160	1780	1600	81		1200	59		40-140	29		50
Naphthalene	56J	1780	1400	79		1200	68		40-140	15		50
Benzo(a)anthracene	92J	1780	1400	79		1100	62		40-140	24		50
Benzo(a)pyrene	76J	1780	1300	73		1000	56		40-140	26		50
Benzo(b)fluoranthene	94J	1780	1300	73		1000	56		40-140	26		50
Benzo(k)fluoranthene	41J	1780	1300	73		1100	62		40-140	17		50
Chrysene	84J	1780	1400	79		1100	62		40-140	24		50
Acenaphthylene	ND	1780	1300	73		1100	62		40-140	17		50
Anthracene	ND	1780	1400	79		1100	62		40-140	24		50
Benzo(ghi)perylene	82J	1780	1200	68		880	50		40-140	31		50
Fluorene	ND	1780	1300	73		1200	68		40-140	8		50
Phenanthrene	140	1780	1500	77		1200	60		40-140	22		50
Dibenzo(a,h)anthracene	ND	1780	1200	68		970	55		40-140	21		50
Indeno(1,2,3-cd)pyrene	56J	1780	1200	68		930	52		40-140	25		50
Pyrene	140	1780	1500	77		1100	54		35-142	31		50

Surrogate	MS % Recovery	MS Qualifier	MSD % Recovery	MSD Qualifier	Acceptance Criteria
2-Fluorobiphenyl	74		65		30-120
4-Terphenyl-d14	66		57		18-120
Nitrobenzene-d5	81		67		23-120

METALS

Project Name: 50 ELMWOOD AVENUE
Lab Number: L2112412
Project Number: B0535-020-001
Report Date: 03/19/21

SAMPLE RESULTS

Lab ID: L2112412-01
Client ID: TB-01 N10 6IN-2FT
Sample Location: LOCKPORT, NY
Date Collected: 03/11/21 09:00
Date Received: 03/12/21
Field Prep: Not Specified

Sample Depth:
Matrix: Soil
Percent Solids: 85%

Parameter	Result	Qualifier	Units	RL	MDL	Dilution Factor	Date Prepared	Date Analyzed	Prep Method	Analytical Method	Analyst
Total Metals - Mansfield Lab											
Mercury, Total	ND		mg/kg	0.074	0.048	1	03/17/21 00:36	03/19/21 15:29	EPA 7471B	1,7471B	EW

Project Name: 50 ELMWOOD AVENUE
Lab Number: L2112412
Project Number: B0535-020-001
Report Date: 03/19/21

SAMPLE RESULTS

Lab ID: L2112412-02
Client ID: TB-01 E10 9IN-1.5FT
Sample Location: LOCKPORT, NY
Date Collected: 03/11/21 10:00
Date Received: 03/12/21
Field Prep: Not Specified

Sample Depth:
Matrix: Soil
Percent Solids: 83%

Parameter	Result	Qualifier	Units	RL	MDL	Dilution Factor	Date Prepared	Date Analyzed	Prep Method	Analytical Method	Analyst
Total Metals - Mansfield Lab											
Mercury, Total	0.248		mg/kg	0.082	0.053	1	03/17/21 00:36	03/19/21 15:32	EPA 7471B	1,7471B	EW

Project Name: 50 ELMWOOD AVENUE
Lab Number: L2112412
Project Number: B0535-020-001
Report Date: 03/19/21

SAMPLE RESULTS

Lab ID: L2112412-03
Client ID: TB-01 S10 6IN-2FT
Sample Location: LOCKPORT, NY
Date Collected: 03/11/21 10:30
Date Received: 03/12/21
Field Prep: Not Specified

Sample Depth:
Matrix: Soil
Percent Solids: 70%

Parameter	Result	Qualifier	Units	RL	MDL	Dilution Factor	Date Prepared	Date Analyzed	Prep Method	Analytical Method	Analyst
Total Metals - Mansfield Lab											
Mercury, Total	ND		mg/kg	0.099	0.065	1	03/17/21 00:36	03/19/21 15:35	EPA 7471B	1,7471B	EW

Project Name: 50 ELMWOOD AVENUE
Lab Number: L2112412
Project Number: B0535-020-001
Report Date: 03/19/21

SAMPLE RESULTS

Lab ID: L2112412-14
Client ID: TB-06 N10 0.5-2.5FT
Sample Location: LOCKPORT, NY
Date Collected: 03/11/21 13:00
Date Received: 03/12/21
Field Prep: Not Specified

Sample Depth:
Matrix: Soil
Percent Solids: 79%

Parameter	Result	Qualifier	Units	RL	MDL	Dilution Factor	Date Prepared	Date Analyzed	Prep Method	Analytical Method	Analyst
Total Metals - Mansfield Lab											
Arsenic, Total	12.7		mg/kg	0.484	0.101	1	03/16/21 23:37	03/19/21 14:03	EPA 3050B	1,6010D	SV

Project Name: 50 ELMWOOD AVENUE
Lab Number: L2112412
Project Number: B0535-020-001
Report Date: 03/19/21

SAMPLE RESULTS

Lab ID: L2112412-15
Client ID: TB-06 E10 0.5-2FT
Sample Location: LOCKPORT, NY
Date Collected: 03/11/21 13:45
Date Received: 03/12/21
Field Prep: Not Specified

Sample Depth:
Matrix: Soil
Percent Solids: 79%

Parameter	Result	Qualifier	Units	RL	MDL	Dilution Factor	Date Prepared	Date Analyzed	Prep Method	Analytical Method	Analyst
Total Metals - Mansfield Lab											
Arsenic, Total	9.15		mg/kg	0.482	0.100	1	03/16/21 23:37	03/19/21 12:21	EPA 3050B	1,6010D	GD

Project Name: 50 ELMWOOD AVENUE
Lab Number: L2112412
Project Number: B0535-020-001
Report Date: 03/19/21

SAMPLE RESULTS

Lab ID: L2112412-16
Client ID: TB-06 S10 1-2FT
Sample Location: LOCKPORT, NY
Date Collected: 03/11/21 12:45
Date Received: 03/12/21
Field Prep: Not Specified

Sample Depth:
Matrix: Soil
Percent Solids: 69%

Parameter	Result	Qualifier	Units	RL	MDL	Dilution Factor	Date Prepared	Date Analyzed	Prep Method	Analytical Method	Analyst
Total Metals - Mansfield Lab											
Arsenic, Total	12.5		mg/kg	0.573	0.119	1	03/16/21 23:37	03/19/21 12:26	EPA 3050B	1,6010D	GD

Project Name: 50 ELMWOOD AVENUE
Lab Number: L2112412
Project Number: B0535-020-001
Report Date: 03/19/21

SAMPLE RESULTS

Lab ID: L2112412-17
Client ID: TB-06 W10 1-3FT
Sample Location: LOCKPORT, NY
Date Collected: 03/11/21 13:15
Date Received: 03/12/21
Field Prep: Not Specified

Sample Depth:
Matrix: Soil
Percent Solids: 69%

Parameter	Result	Qualifier	Units	RL	MDL	Dilution Factor	Date Prepared	Date Analyzed	Prep Method	Analytical Method	Analyst
Total Metals - Mansfield Lab											
Arsenic, Total	8.64		mg/kg	0.578	0.120	1	03/16/21 23:37	03/19/21 12:54	EPA 3050B	1,6010D	GD

Project Name: 50 ELMWOOD AVENUE
Lab Number: L2112412
Project Number: B0535-020-001
Report Date: 03/19/21

SAMPLE RESULTS

Lab ID: L2112412-22
Client ID: TB-9 N10 1-2FT
Sample Location: LOCKPORT, NY
Date Collected: 03/11/21 16:00
Date Received: 03/12/21
Field Prep: Not Specified

Sample Depth:
Matrix: Soil
Percent Solids: 81%

Parameter	Result	Qualifier	Units	RL	MDL	Dilution Factor	Date Prepared	Date Analyzed	Prep Method	Analytical Method	Analyst
Total Metals - Mansfield Lab											
Mercury, Total	0.404		mg/kg	0.077	0.051	1	03/17/21 00:36	03/19/21 15:45	EPA 7471B	1,7471B	EW

Project Name: 50 ELMWOOD AVENUE
Lab Number: L2112412
Project Number: B0535-020-001
Report Date: 03/19/21

SAMPLE RESULTS

Lab ID: L2112412-23
Client ID: TB-9 E10 6IN-2FT
Sample Location: LOCKPORT, NY
Date Collected: 03/11/21 14:45
Date Received: 03/12/21
Field Prep: Not Specified

Sample Depth:
Matrix: Soil
Percent Solids: 84%

Parameter	Result	Qualifier	Units	RL	MDL	Dilution Factor	Date Prepared	Date Analyzed	Prep Method	Analytical Method	Analyst
Total Metals - Mansfield Lab											
Mercury, Total	0.192		mg/kg	0.084	0.055	1	03/17/21 00:36	03/19/21 15:16	EPA 7471B	1,7471B	EW

Project Name: 50 ELMWOOD AVENUE
Lab Number: L2112412
Project Number: B0535-020-001
Report Date: 03/19/21

SAMPLE RESULTS

Lab ID: L2112412-24
Client ID: TB-9 S10 1-2FT
Sample Location: LOCKPORT, NY
Date Collected: 03/11/21 15:45
Date Received: 03/12/21
Field Prep: Not Specified

Sample Depth:
Matrix: Soil
Percent Solids: 82%

Parameter	Result	Qualifier	Units	RL	MDL	Dilution Factor	Date Prepared	Date Analyzed	Prep Method	Analytical Method	Analyst
Total Metals - Mansfield Lab											
Mercury, Total	0.463		mg/kg	0.089	0.058	1	03/17/21 00:36	03/19/21 15:49	EPA 7471B	1,7471B	EW

Project Name: 50 ELMWOOD AVENUE
Lab Number: L2112412
Project Number: B0535-020-001
Report Date: 03/19/21

SAMPLE RESULTS

Lab ID: L2112412-25
Client ID: TB-9 W10 1-2FT
Sample Location: LOCKPORT, NY
Date Collected: 03/11/21 14:15
Date Received: 03/12/21
Field Prep: Not Specified

Sample Depth:
Matrix: Soil
Percent Solids: 84%

Parameter	Result	Qualifier	Units	RL	MDL	Dilution Factor	Date Prepared	Date Analyzed	Prep Method	Analytical Method	Analyst
Total Metals - Mansfield Lab											
Mercury, Total	0.402		mg/kg	0.079	0.052	1	03/17/21 00:36	03/19/21 15:52	EPA 7471B	1,7471B	EW

Project Name: 50 ELMWOOD AVENUE
Lab Number: L2112412
Project Number: B0535-020-001
Report Date: 03/19/21

SAMPLE RESULTS

Lab ID: L2112412-30
Client ID: BD-1
Sample Location: LOCKPORT, NY
Date Collected: 03/11/21 10:35
Date Received: 03/12/21
Field Prep: Not Specified

Sample Depth:
Matrix: Soil
Percent Solids: 82%

Parameter	Result	Qualifier	Units	RL	MDL	Dilution Factor	Date Prepared	Date Analyzed	Prep Method	Analytical Method	Analyst
Total Metals - Mansfield Lab											
Mercury, Total	ND		mg/kg	0.081	0.053	1	03/17/21 00:36	03/19/21 15:55	EPA 7471B	1,7471B	EW

Project Name: 50 ELMWOOD AVENUE
Lab Number: L2112412
Project Number: B0535-020-001
Report Date: 03/19/21

SAMPLE RESULTS

Lab ID: L2112412-32
Client ID: BD-3
Sample Location: LOCKPORT, NY
Date Collected: 03/11/21 12:50
Date Received: 03/12/21
Field Prep: Not Specified

Sample Depth:
Matrix: Soil
Percent Solids: 77%

Parameter	Result	Qualifier	Units	RL	MDL	Dilution Factor	Date Prepared	Date Analyzed	Prep Method	Analytical Method	Analyst
Total Metals - Mansfield Lab											
Arsenic, Total	5.24		mg/kg	0.492	0.102	1	03/16/21 23:37	03/19/21 12:58	EPA 3050B	1,6010D	GD

Project Name: 50 ELMWOOD AVENUE
Project Number: B0535-020-001
Lab Number: L2112412
Report Date: 03/19/21

Method Blank Analysis
Batch Quality Control

Parameter	Result	Qualifier	Units	RL	MDL	Dilution Factor	Date Prepared	Date Analyzed	Analytical Method	Analyst
Total Metals - Mansfield Lab for sample(s): 14-17,32 Batch: WG1475176-1										
Arsenic, Total	ND		mg/kg	0.400	0.083	1	03/16/21 23:37	03/19/21 12:44	1,6010D	GD

Prep Information

Digestion Method: EPA 3050B

Parameter	Result	Qualifier	Units	RL	MDL	Dilution Factor	Date Prepared	Date Analyzed	Analytical Method	Analyst
Total Metals - Mansfield Lab for sample(s): 01-03,22-25,30 Batch: WG1475178-1										
Mercury, Total	ND		mg/kg	0.083	0.054	1	03/17/21 00:36	03/19/21 15:09	1,7471B	EW

Prep Information

Digestion Method: EPA 7471B

Lab Control Sample Analysis

Batch Quality Control

Project Name: 50 ELMWOOD AVENUE

Project Number: B0535-020-001

Lab Number: L2112412

Report Date: 03/19/21

Parameter	LCS %Recovery	Qual	LCSD %Recovery	Qual	%Recovery Limits	RPD	Qual	RPD Limits
Total Metals - Mansfield Lab Associated sample(s): 14-17,32 Batch: WG1475176-2 SRM Lot Number: D109-540								
Arsenic, Total	104		-		70-130	-		
Total Metals - Mansfield Lab Associated sample(s): 01-03,22-25,30 Batch: WG1475178-2 SRM Lot Number: D109-540								
Mercury, Total	100		-		60-140	-		

Matrix Spike Analysis
Batch Quality Control

Project Name: 50 ELMWOOD AVENUE
Project Number: B0535-020-001

Lab Number: L2112412
Report Date: 03/19/21

Parameter	Native Sample	MS Added	MS Found	MS %Recovery	Qual	MSD Found	MSD %Recovery	Qual	Recovery Limits	RPD	Qual	RPD Limits
Total Metals - Mansfield Lab Associated sample(s): 14-17,32 QC Batch ID: WG1475176-3 WG1475176-4 QC Sample: L2112412-14 Client ID: TB-06 N10 0.5-2.5FT												
Arsenic, Total	12.7	12.1	19.4	**55**	Q	16.3	**30**	Q	75-125	17		20
Total Metals - Mansfield Lab Associated sample(s): 01-03,22-25,30 QC Batch ID: WG1475178-3 WG1475178-4 QC Sample: L2112412-23 Client ID: TB-9 E10 6IN-2FT												
Mercury, Total	0.192	0.159	0.366	109		0.340	93		80-120	7		20

Project Name: 50 ELMWOOD AVENUE
Project Number: B0535-020-001

Lab Serial Dilution Analysis
Batch Quality Control

Lab Number: L2112412
Report Date: 03/19/21

Parameter	Native Sample	Serial Dilution	Units	% D	Qual	RPD Limits
Total Metals - Mansfield Lab Associated sample(s): 14-17,32 QC Batch ID: WG1475176-6 QC Sample: L2112412-14 Client ID: TB-06 N10 0.5-2.5FT						
Arsenic, Total	12.7	13.9	mg/kg	9		20

INORGANICS
&
MISCELLANEOUS

Project Name: 50 ELMWOOD AVENUE
Project Number: B0535-020-001
Lab Number: L2112412
Report Date: 03/19/21

SAMPLE RESULTS

Lab ID: L2112412-01
Client ID: TB-01 N10 6IN-2FT
Sample Location: LOCKPORT, NY
Sample Depth:
Matrix: Soil
Date Collected: 03/11/21 09:00
Date Received: 03/12/21
Field Prep: Not Specified

Parameter	Result	Qualifier	Units	RL	MDL	Dilution Factor	Date Prepared	Date Analyzed	Analytical Method	Analyst
General Chemistry - Westborough Lab										
Solids, Total	84.6		%	0.100	NA	1	-	03/15/21 07:59	121,2540G	PR

Project Name: 50 ELMWOOD AVENUE
Project Number: B0535-020-001
Lab Number: L2112412
Report Date: 03/19/21

SAMPLE RESULTS

Lab ID: L2112412-02
Client ID: TB-01 E10 9IN-1.5FT
Sample Location: LOCKPORT, NY
Sample Depth:
Matrix: Soil
Date Collected: 03/11/21 10:00
Date Received: 03/12/21
Field Prep: Not Specified

Parameter	Result	Qualifier	Units	RL	MDL	Dilution Factor	Date Prepared	Date Analyzed	Analytical Method	Analyst
General Chemistry - Westborough Lab										
Solids, Total	83.1		%	0.100	NA	1	-	03/15/21 07:59	121,2540G	PR

Project Name: 50 ELMWOOD AVENUE
Project Number: B0535-020-001
Lab Number: L2112412
Report Date: 03/19/21

SAMPLE RESULTS

Lab ID: L2112412-03
Client ID: TB-01 S10 6IN-2FT
Sample Location: LOCKPORT, NY
Sample Depth:
Matrix: Soil
Date Collected: 03/11/21 10:30
Date Received: 03/12/21
Field Prep: Not Specified

Parameter	Result	Qualifier	Units	RL	MDL	Dilution Factor	Date Prepared	Date Analyzed	Analytical Method	Analyst
General Chemistry - Westborough Lab										
Solids, Total	69.5		%	0.100	NA	1	-	03/15/21 10:19	121,2540G	EO

Project Name: 50 ELMWOOD AVENUE
Project Number: B0535-020-001
Lab Number: L2112412
Report Date: 03/19/21

SAMPLE RESULTS

Lab ID: L2112412-07
Client ID: TB-04 N10 0.5-2.5FT
Sample Location: LOCKPORT, NY
Sample Depth:
Matrix: Soil
Date Collected: 03/11/21 11:30
Date Received: 03/12/21
Field Prep: Not Specified

Parameter	Result	Qualifier	Units	RL	MDL	Dilution Factor	Date Prepared	Date Analyzed	Analytical Method	Analyst
General Chemistry - Westborough Lab										
Solids, Total	65.4		%	0.100	NA	1	-	03/15/21 07:59	121,2540G	PR

Project Name: 50 ELMWOOD AVENUE
Project Number: B0535-020-001
Lab Number: L2112412
Report Date: 03/19/21

SAMPLE RESULTS

Lab ID: L2112412-08
Client ID: TB-04 E10 5IN-1.2FT
Sample Location: LOCKPORT, NY
Sample Depth:
Matrix: Soil
Date Collected: 03/11/21 12:15
Date Received: 03/12/21
Field Prep: Not Specified

Parameter	Result	Qualifier	Units	RL	MDL	Dilution Factor	Date Prepared	Date Analyzed	Analytical Method	Analyst
General Chemistry - Westborough Lab										
Solids, Total	73.4		%	0.100	NA	1	-	03/15/21 10:19	121,2540G	EO

Project Name: 50 ELMWOOD AVENUE
Project Number: B0535-020-001
Lab Number: L2112412
Report Date: 03/19/21

SAMPLE RESULTS

Lab ID: L2112412-09
Client ID: TB-04 W10 0.5-1.5FT
Sample Location: LOCKPORT, NY
Sample Depth:
Matrix: Soil
Date Collected: 03/11/21 12:00
Date Received: 03/12/21
Field Prep: Not Specified

Parameter	Result	Qualifier	Units	RL	MDL	Dilution Factor	Date Prepared	Date Analyzed	Analytical Method	Analyst
General Chemistry - Westborough Lab										
Solids, Total	81.4		%	0.100	NA	1	-	03/15/21 07:59	121,2540G	PR

Project Name: 50 ELMWOOD AVENUE
Project Number: B0535-020-001
Lab Number: L2112412
Report Date: 03/19/21

SAMPLE RESULTS

Lab ID: L2112412-10
Client ID: TB-04 S10 1-2.5FT
Sample Location: LOCKPORT, NY
Sample Depth:
Matrix: Soil
Date Collected: 03/11/21 11:00
Date Received: 03/12/21
Field Prep: Not Specified

Parameter	Result	Qualifier	Units	RL	MDL	Dilution Factor	Date Prepared	Date Analyzed	Analytical Method	Analyst
General Chemistry - Westborough Lab										
Solids, Total	77.0		%	0.100	NA	1	-	03/15/21 07:59	121,2540G	PR

Project Name: 50 ELMWOOD AVENUE
Project Number: B0535-020-001
Lab Number: L2112412
Report Date: 03/19/21

SAMPLE RESULTS

Lab ID: L2112412-14
Client ID: TB-06 N10 0.5-2.5FT
Sample Location: LOCKPORT, NY
Sample Depth:
Matrix: Soil
Date Collected: 03/11/21 13:00
Date Received: 03/12/21
Field Prep: Not Specified

Parameter	Result	Qualifier	Units	RL	MDL	Dilution Factor	Date Prepared	Date Analyzed	Analytical Method	Analyst
General Chemistry - Westborough Lab										
Solids, Total	79.2		%	0.100	NA	1	-	03/15/21 07:59	121,2540G	PR

Project Name: 50 ELMWOOD AVENUE
Project Number: B0535-020-001
Lab Number: L2112412
Report Date: 03/19/21

SAMPLE RESULTS

Lab ID: L2112412-15
Client ID: TB-06 E10 0.5-2FT
Sample Location: LOCKPORT, NY
Sample Depth:
Matrix: Soil
Date Collected: 03/11/21 13:45
Date Received: 03/12/21
Field Prep: Not Specified

Parameter	Result	Qualifier	Units	RL	MDL	Dilution Factor	Date Prepared	Date Analyzed	Analytical Method	Analyst
General Chemistry - Westborough Lab										
Solids, Total	78.8		%	0.100	NA	1	-	03/15/21 07:59	121,2540G	PR

Project Name: 50 ELMWOOD AVENUE
Project Number: B0535-020-001
Lab Number: L2112412
Report Date: 03/19/21

SAMPLE RESULTS

Lab ID: L2112412-16
Client ID: TB-06 S10 1-2FT
Sample Location: LOCKPORT, NY
Sample Depth:
Matrix: Soil
Date Collected: 03/11/21 12:45
Date Received: 03/12/21
Field Prep: Not Specified

Parameter	Result	Qualifier	Units	RL	MDL	Dilution Factor	Date Prepared	Date Analyzed	Analytical Method	Analyst
General Chemistry - Westborough Lab										
Solids, Total	68.9		%	0.100	NA	1	-	03/15/21 07:59	121,2540G	PR

Project Name: 50 ELMWOOD AVENUE
Project Number: B0535-020-001
Lab Number: L2112412
Report Date: 03/19/21

SAMPLE RESULTS

Lab ID: L2112412-17
Client ID: TB-06 W10 1-3FT
Sample Location: LOCKPORT, NY
Sample Depth:
Matrix: Soil
Date Collected: 03/11/21 13:15
Date Received: 03/12/21
Field Prep: Not Specified

Parameter	Result	Qualifier	Units	RL	MDL	Dilution Factor	Date Prepared	Date Analyzed	Analytical Method	Analyst
General Chemistry - Westborough Lab										
Solids, Total	68.9		%	0.100	NA	1	-	03/15/21 07:59	121,2540G	PR

Project Name: 50 ELMWOOD AVENUE
Project Number: B0535-020-001
Lab Number: L2112412
Report Date: 03/19/21

SAMPLE RESULTS

Lab ID: L2112412-22
Client ID: TB-9 N10 1-2FT
Sample Location: LOCKPORT, NY
Sample Depth:
Matrix: Soil
Date Collected: 03/11/21 16:00
Date Received: 03/12/21
Field Prep: Not Specified

Parameter	Result	Qualifier	Units	RL	MDL	Dilution Factor	Date Prepared	Date Analyzed	Analytical Method	Analyst
General Chemistry - Westborough Lab										
Solids, Total	81.3		%	0.100	NA	1	-	03/15/21 07:59	121,2540G	PR

Project Name: 50 ELMWOOD AVENUE
Project Number: B0535-020-001
Lab Number: L2112412
Report Date: 03/19/21

SAMPLE RESULTS

Lab ID: L2112412-23
Client ID: TB-9 E10 6IN-2FT
Sample Location: LOCKPORT, NY
Sample Depth:
Matrix: Soil

Date Collected: 03/11/21 14:45
Date Received: 03/12/21
Field Prep: Not Specified

Parameter	Result	Qualifier	Units	RL	MDL	Dilution Factor	Date Prepared	Date Analyzed	Analytical Method	Analyst
General Chemistry - Westborough Lab										
Solids, Total	83.6		%	0.100	NA	1	-	03/15/21 07:59	121,2540G	PR

Project Name: 50 ELMWOOD AVENUE
Project Number: B0535-020-001
Lab Number: L2112412
Report Date: 03/19/21

SAMPLE RESULTS

Lab ID: L2112412-24
Client ID: TB-9 S10 1-2FT
Sample Location: LOCKPORT, NY
Sample Depth:
Matrix: Soil

Date Collected: 03/11/21 15:45
Date Received: 03/12/21
Field Prep: Not Specified

Parameter	Result	Qualifier	Units	RL	MDL	Dilution Factor	Date Prepared	Date Analyzed	Analytical Method	Analyst
General Chemistry - Westborough Lab										
Solids, Total	81.5		%	0.100	NA	1	-	03/15/21 07:59	121,2540G	PR

Project Name: 50 ELMWOOD AVENUE
Project Number: B0535-020-001
Lab Number: L2112412
Report Date: 03/19/21

SAMPLE RESULTS

Lab ID: L2112412-25
Client ID: TB-9 W10 1-2FT
Sample Location: LOCKPORT, NY
Sample Depth:
Matrix: Soil
Date Collected: 03/11/21 14:15
Date Received: 03/12/21
Field Prep: Not Specified

Parameter	Result	Qualifier	Units	RL	MDL	Dilution Factor	Date Prepared	Date Analyzed	Analytical Method	Analyst
General Chemistry - Westborough Lab										
Solids, Total	84.3		%	0.100	NA	1	-	03/15/21 07:59	121,2540G	PR

Project Name: 50 ELMWOOD AVENUE
Project Number: B0535-020-001
Lab Number: L2112412
Report Date: 03/19/21

SAMPLE RESULTS

Lab ID: L2112412-30
Client ID: BD-1
Sample Location: LOCKPORT, NY
Sample Depth:
Matrix: Soil

Date Collected: 03/11/21 10:35
Date Received: 03/12/21
Field Prep: Not Specified

Parameter	Result	Qualifier	Units	RL	MDL	Dilution Factor	Date Prepared	Date Analyzed	Analytical Method	Analyst
General Chemistry - Westborough Lab										
Solids, Total	82.0		%	0.100	NA	1	-	03/15/21 07:59	121,2540G	PR

Project Name: 50 ELMWOOD AVENUE
Project Number: B0535-020-001
Lab Number: L2112412
Report Date: 03/19/21

SAMPLE RESULTS

Lab ID: L2112412-31
Client ID: BD-2
Sample Location: LOCKPORT, NY
Sample Depth:
Matrix: Soil

Date Collected: 03/11/21 11:05
Date Received: 03/12/21
Field Prep: Not Specified

Parameter	Result	Qualifier	Units	RL	MDL	Dilution Factor	Date Prepared	Date Analyzed	Analytical Method	Analyst
General Chemistry - Westborough Lab										
Solids, Total	83.9		%	0.100	NA	1	-	03/15/21 07:59	121,2540G	PR

Project Name: 50 ELMWOOD AVENUE
Project Number: B0535-020-001
Lab Number: L2112412
Report Date: 03/19/21

SAMPLE RESULTS

Lab ID: L2112412-32
Client ID: BD-3
Sample Location: LOCKPORT, NY
Sample Depth:
Matrix: Soil
Date Collected: 03/11/21 12:50
Date Received: 03/12/21
Field Prep: Not Specified

Parameter	Result	Qualifier	Units	RL	MDL	Dilution Factor	Date Prepared	Date Analyzed	Analytical Method	Analyst
General Chemistry - Westborough Lab										
Solids, Total	77.1		%	0.100	NA	1	-	03/15/21 07:59	121,2540G	PR

Lab Duplicate Analysis
Batch Quality Control

Project Name: 50 ELMWOOD AVENUE
Project Number: B0535-020-001

Lab Number: L2112412
Report Date: 03/19/21

Parameter	Native Sample	Duplicate Sample	Units	RPD	Qual	RPD Limits
General Chemistry - Westborough Lab Associated sample(s): 01-02,07,09-10,14-17,22-25,30-32 QC Batch ID: WG1474404-1 QC Sample: L2112412-14 Client ID: TB-06 N10 0.5-2.5FT						
Solids, Total	79.2	79.0	%	0		20
General Chemistry - Westborough Lab Associated sample(s): 03,08 QC Batch ID: WG1474484-1 QC Sample: L2112412-08 Client ID: TB-04 E10 5IN-1.2FT						
Solids, Total	73.4	75.2	%	2		20

Project Name: 50 ELMWOOD AVENUE
Project Number: B0535-020-001

Lab Number: L2112412
Report Date: 03/19/21

Sample Receipt and Container Information

Were project specific reporting limits specified? YES

Cooler Information

Cooler	Custody Seal
A	Absent

Container Information

Container ID	Container Type	Cooler	Initial pH	Final pH	Temp deg C	Pres	Seal	Frozen Date/Time	Analysis(*)
L2112412-01A	Plastic 2oz unpreserved for TS	A	NA		4.5	Y	Absent		TS(7)
L2112412-01B	Metals Only-Glass 60mL/2oz unpreserved	A	NA		4.5	Y	Absent		HG-T(28)
L2112412-02A	Plastic 2oz unpreserved for TS	A	NA		4.5	Y	Absent		TS(7)
L2112412-02B	Metals Only-Glass 60mL/2oz unpreserved	A	NA		4.5	Y	Absent		HG-T(28)
L2112412-03A	Plastic 2oz unpreserved for TS	A	NA		4.5	Y	Absent		TS(7)
L2112412-03B	Metals Only-Glass 60mL/2oz unpreserved	A	NA		4.5	Y	Absent		HG-T(28)
L2112412-04A	Plastic 2oz unpreserved for TS	A	NA		4.5	Y	Absent		HOLD()
L2112412-04B	Glass 60mL/2oz unpreserved	A	NA		4.5	Y	Absent		HOLD()
L2112412-05A	Plastic 2oz unpreserved for TS	A	NA		4.5	Y	Absent		HOLD()
L2112412-05B	Glass 60mL/2oz unpreserved	A	NA		4.5	Y	Absent		HOLD()
L2112412-06A	Glass 60mL/2oz unpreserved	A	NA		4.5	Y	Absent		HOLD()
L2112412-07A	Plastic 2oz unpreserved for TS	A	NA		4.5	Y	Absent		TS(7)
L2112412-07B	Glass 120ml/4oz unpreserved	A	NA		4.5	Y	Absent		NYTCL-8270(14)
L2112412-08A	Glass 120ml/4oz unpreserved	A	NA		4.5	Y	Absent		NYTCL-8270(14),TS(7)
L2112412-08A1	Glass 120ml/4oz unpreserved	A	NA		4.5	Y	Absent		NYTCL-8270(14),TS(7)
L2112412-08A2	Glass 120ml/4oz unpreserved	A	NA		4.5	Y	Absent		NYTCL-8270(14),TS(7)
L2112412-09A	Plastic 2oz unpreserved for TS	A	NA		4.5	Y	Absent		TS(7)
L2112412-09B	Glass 120ml/4oz unpreserved	A	NA		4.5	Y	Absent		NYTCL-8270(14)
L2112412-10A	Plastic 2oz unpreserved for TS	A	NA		4.5	Y	Absent		TS(7)
L2112412-10B	Glass 120ml/4oz unpreserved	A	NA		4.5	Y	Absent		NYTCL-8270(14)
L2112412-11A	Plastic 2oz unpreserved for TS	A	NA		4.5	Y	Absent		HOLD()
L2112412-11B	Glass 120ml/4oz unpreserved	A	NA		4.5	Y	Absent		HOLD()
L2112412-12A	Plastic 2oz unpreserved for TS	A	NA		4.5	Y	Absent		HOLD()

*Values in parentheses indicate holding time in days

Project Name: 50 ELMWOOD AVENUE
Project Number: B0535-020-001

Lab Number: L2112412
Report Date: 03/19/21

Container Information

Container ID	Container Type	Cooler	Initial pH	Final pH	Temp deg C	Pres	Seal	Frozen Date/Time	Analysis(*)
L2112412-12B	Glass 120ml/4oz unpreserved	A	NA		4.5	Y	Absent		HOLD()
L2112412-13A	Plastic 2oz unpreserved for TS	A	NA		4.5	Y	Absent		HOLD()
L2112412-13B	Glass 120ml/4oz unpreserved	A	NA		4.5	Y	Absent		HOLD()
L2112412-14A	Metals Only-Glass 60mL/2oz unpreserved	A	NA		4.5	Y	Absent		AS-TI(180)
L2112412-14A1	Metals Only-Glass 60mL/2oz unpreserved	A	NA		4.5	Y	Absent		AS-TI(180)
L2112412-14A2	Metals Only-Glass 60mL/2oz unpreserved	A	NA		4.5	Y	Absent		AS-TI(180)
L2112412-14B	Plastic 2oz unpreserved for TS	A	NA		4.5	Y	Absent		TS(7)
L2112412-15A	Plastic 2oz unpreserved for TS	A	NA		4.5	Y	Absent		TS(7)
L2112412-15B	Metals Only-Glass 60mL/2oz unpreserved	A	NA		4.5	Y	Absent		AS-TI(180)
L2112412-16A	Plastic 2oz unpreserved for TS	A	NA		4.5	Y	Absent		TS(7)
L2112412-16B	Metals Only-Glass 60mL/2oz unpreserved	A	NA		4.5	Y	Absent		AS-TI(180)
L2112412-17A	Plastic 2oz unpreserved for TS	A	NA		4.5	Y	Absent		TS(7)
L2112412-17B	Metals Only-Glass 60mL/2oz unpreserved	A	NA		4.5	Y	Absent		AS-TI(180)
L2112412-18A	Plastic 2oz unpreserved for TS	A	NA		4.5	Y	Absent		HOLD()
L2112412-18B	Glass 60mL/2oz unpreserved	A	NA		4.5	Y	Absent		HOLD()
L2112412-19A	Plastic 2oz unpreserved for TS	A	NA		4.5	Y	Absent		HOLD()
L2112412-19B	Glass 60mL/2oz unpreserved	A	NA		4.5	Y	Absent		HOLD()
L2112412-20A	Plastic 2oz unpreserved for TS	A	NA		4.5	Y	Absent		HOLD()
L2112412-20B	Glass 60mL/2oz unpreserved	A	NA		4.5	Y	Absent		HOLD()
L2112412-21A	Plastic 2oz unpreserved for TS	A	NA		4.5	Y	Absent		HOLD()
L2112412-21B	Glass 60mL/2oz unpreserved	A	NA		4.5	Y	Absent		HOLD()
L2112412-22A	Plastic 2oz unpreserved for TS	A	NA		4.5	Y	Absent		TS(7)
L2112412-22B	Metals Only-Glass 60mL/2oz unpreserved	A	NA		4.5	Y	Absent		HG-T(28)
L2112412-23A	Plastic 2oz unpreserved for TS	A	NA		4.5	Y	Absent		TS(7)
L2112412-23B	Metals Only-Glass 60mL/2oz unpreserved	A	NA		4.5	Y	Absent		HG-T(28)
L2112412-23B1	Metals Only-Glass 60mL/2oz unpreserved	A	NA		4.5	Y	Absent		HG-T(28)
L2112412-23B2	Metals Only-Glass 60mL/2oz unpreserved	A	NA		4.5	Y	Absent		HG-T(28)
L2112412-24A	Plastic 2oz unpreserved for TS	A	NA		4.5	Y	Absent		TS(7)

*Values in parentheses indicate holding time in days

Project Name: 50 ELMWOOD AVENUE
Project Number: B0535-020-001

Lab Number: L2112412
Report Date: 03/19/21

Container Information

Container ID	Container Type	Cooler	Initial pH	Final pH	Temp deg C	Pres	Seal	Frozen Date/Time	Analysis(*)
L2112412-24B	Metals Only-Glass 60mL/2oz unpreserved	A	NA		4.5	Y	Absent		HG-T(28)
L2112412-25A	Plastic 2oz unpreserved for TS	A	NA		4.5	Y	Absent		TS(7)
L2112412-25B	Metals Only-Glass 60mL/2oz unpreserved	A	NA		4.5	Y	Absent		HG-T(28)
L2112412-26A	Plastic 2oz unpreserved for TS	A	NA		4.5	Y	Absent		HOLD()
L2112412-26B	Glass 60mL/2oz unpreserved	A	NA		4.5	Y	Absent		HOLD()
L2112412-27A	Plastic 2oz unpreserved for TS	A	NA		4.5	Y	Absent		HOLD()
L2112412-27B	Glass 60mL/2oz unpreserved	A	NA		4.5	Y	Absent		HOLD()
L2112412-28A	Plastic 2oz unpreserved for TS	A	NA		4.5	Y	Absent		HOLD()
L2112412-28B	Glass 60mL/2oz unpreserved	A	NA		4.5	Y	Absent		HOLD()
L2112412-29A	Plastic 2oz unpreserved for TS	A	NA		4.5	Y	Absent		HOLD()
L2112412-29B	Glass 60mL/2oz unpreserved	A	NA		4.5	Y	Absent		HOLD()
L2112412-30A	Glass 60mL/2oz unpreserved	A	NA		4.5	Y	Absent		HG-T(28)
L2112412-30B	Glass 60ml unpreserved split	A	NA		4.5	Y	Absent		TS(7)
L2112412-31A	Glass 120ml/4oz unpreserved	A	NA		4.5	Y	Absent		NYTCL-8270(14),TS(7)
L2112412-32A	Glass 60ml unpreserved split	A	NA		4.5	Y	Absent		TS(7)
L2112412-32B	Metals Only-Glass 60mL/2oz unpreserved	A	NA		4.5	Y	Absent		AS-TI(180)
L2112412-33A	Glass 120ml/4oz unpreserved	A	NA		4.5	Y	Absent		HOLD()
L2112412-34A	Glass 120ml/4oz unpreserved	A	NA		4.5	Y	Absent		HOLD()
L2112412-35A	Glass 120ml/4oz unpreserved	A	NA		4.5	Y	Absent		HOLD()
L2112412-35A1	Glass 120ml/4oz unpreserved	A	NA		4.5	Y	Absent		HOLD()
L2112412-35A2	Glass 120ml/4oz unpreserved	A	NA		4.5	Y	Absent		HOLD()
L2112412-36A	Glass 120ml/4oz unpreserved	A	NA		4.5	Y	Absent		HOLD()
L2112412-37A	Glass 120ml/4oz unpreserved	A	NA		4.5	Y	Absent		HOLD()

*Values in parentheses indicate holding time in days

Project Name:	50 ELMWOOD AVENUE	**Lab Number:**	L2112412
Project Number:	B0535-020-001	**Report Date:**	03/19/21

GLOSSARY

Acronyms

DL	- Detection Limit: This value represents the level to which target analyte concentrations are reported as estimated values, when those target analyte concentrations are quantified below the limit of quantitation (LOQ). The DL includes any adjustments from dilutions, concentrations or moisture content, where applicable. (DoD report formats only.)
EDL	- Estimated Detection Limit: This value represents the level to which target analyte concentrations are reported as estimated values, when those target analyte concentrations are quantified below the reporting limit (RL). The EDL includes any adjustments from dilutions, concentrations or moisture content, where applicable. The use of EDLs is specific to the analysis of PAHs using Solid-Phase Microextraction (SPME).
EMPC	- Estimated Maximum Possible Concentration: The concentration that results from the signal present at the retention time of an analyte when the ions meet all of the identification criteria except the ion abundance ratio criteria. An EMPC is a worst-case estimate of the concentration.
EPA	- Environmental Protection Agency.
LCS	- Laboratory Control Sample: A sample matrix, free from the analytes of interest, spiked with verified known amounts of analytes or a material containing known and verified amounts of analytes.
LCSD	- Laboratory Control Sample Duplicate: Refer to LCS.
LFB	- Laboratory Fortified Blank: A sample matrix, free from the analytes of interest, spiked with verified known amounts of analytes or a material containing known and verified amounts of analytes.
LOD	- Limit of Detection: This value represents the level to which a target analyte can reliably be detected for a specific analyte in a specific matrix by a specific method. The LOD includes any adjustments from dilutions, concentrations or moisture content, where applicable. (DoD report formats only.)
LOQ	- Limit of Quantitation: The value at which an instrument can accurately measure an analyte at a specific concentration. The LOQ includes any adjustments from dilutions, concentrations or moisture content, where applicable. (DoD report formats only.) Limit of Quantitation: The value at which an instrument can accurately measure an analyte at a specific concentration. The LOQ includes any adjustments from dilutions, concentrations or moisture content, where applicable. (DoD report formats only.)
MDL	- Method Detection Limit: This value represents the level to which target analyte concentrations are reported as estimated values, when those target analyte concentrations are quantified below the reporting limit (RL). The MDL includes any adjustments from dilutions, concentrations or moisture content, where applicable.
MS	- Matrix Spike Sample: A sample prepared by adding a known mass of target analyte to a specified amount of matrix sample for which an independent estimate of target analyte concentration is available. For Method 332.0, the spike recovery is calculated using the native concentration, including estimated values.
MSD	- Matrix Spike Sample Duplicate: Refer to MS.
NA	- Not Applicable.
NC	- Not Calculated: Term is utilized when one or more of the results utilized in the calculation are non-detect at the parameter's reporting unit.
NDPA/DPA	- N-Nitrosodiphenylamine/Diphenylamine.
NI	- Not Ignitable.
NP	- Non-Plastic: Term is utilized for the analysis of Atterberg Limits in soil.
NR	- No Results: Term is utilized when 'No Target Compounds Requested' is reported for the analysis of Volatile or Semivolatile Organic TIC only requests.
RL	- Reporting Limit: The value at which an instrument can accurately measure an analyte at a specific concentration. The RL includes any adjustments from dilutions, concentrations or moisture content, where applicable.
RPD	- Relative Percent Difference: The results from matrix and/or matrix spike duplicates are primarily designed to assess the precision of analytical results in a given matrix and are expressed as relative percent difference (RPD). Values which are less than five times the reporting limit for any individual parameter are evaluated by utilizing the absolute difference between the values; although the RPD value will be provided in the report.
SRM	- Standard Reference Material: A reference sample of a known or certified value that is of the same or similar matrix as the associated field samples.
STLP	- Semi-dynamic Tank Leaching Procedure per EPA Method 1315.
TEF	- Toxic Equivalency Factors: The values assigned to each dioxin and furan to evaluate their toxicity relative to 2,3,7,8-TCDD.
TEQ	- Toxic Equivalent: The measure of a sample's toxicity derived by multiplying each dioxin and furan by its corresponding TEF and then summing the resulting values.
TIC	- Tentatively Identified Compound: A compound that has been identified to be present and is not part of the target compound list (TCL) for the method and/or program. All TICs are qualitatively identified and reported as estimated concentrations.

Report Format: DU Report with 'J' Qualifiers

Project Name:	50 ELMWOOD AVENUE	**Lab Number:**	L2112412
Project Number:	B0535-020-001	**Report Date:**	03/19/21

Footnotes

1 - The reference for this analyte should be considered modified since this analyte is absent from the target analyte list of the original method.

Terms

Analytical Method: Both the document from which the method originates and the analytical reference method. (Example: EPA 8260B is shown as 1,8260B.) The codes for the reference method documents are provided in the References section of the Addendum.

Difference: With respect to Total Oxidizable Precursor (TOP) Assay analysis, the difference is defined as the Post-Treatment value minus the Pre-Treatment value.

Final pH: As it pertains to Sample Receipt & Container Information section of the report, Final pH reflects pH of container determined after adjustment at the laboratory, if applicable. If no adjustment required, value reflects Initial pH.

Frozen Date/Time: With respect to Volatile Organics in soil, Frozen Date/Time reflects the date/time at which associated Reagent Water-preserved vials were initially frozen. Note: If frozen date/time is beyond 48 hours from sample collection, value will be reflected in 'bold'.

Initial pH: As it pertains to Sample Receipt & Container Information section of the report, Initial pH reflects pH of container determined upon receipt, if applicable.

PAH Total: With respect to Alkylated PAH analyses, the 'PAHs, Total' result is defined as the summation of results for all or a subset of the following compounds: Naphthalene, C1-C4 Naphthalenes, 2-Methylnaphthalene, 1-Methylnaphthalene, Biphenyl, Acenaphthylene, Acenaphthene, Fluorene, C1-C3 Fluorenes, Phenanthrene, C1-C4 Phenanthrenes/Anthracenes, Anthracene, Fluoranthene, Pyrene, C1-C4 Fluoranthenes/Pyrenes, Benz(a)anthracene, Chrysene, C1-C4 Chrysenes, Benzo(b)fluoranthene, Benzo(j)+(k)fluoranthene, Benzo(e)pyrene, Benzo(a)pyrene, Perylene, Indeno(1,2,3-cd)pyrene, Dibenz(ah)+(ac)anthracene, Benzo(g,h,i)perylene. If a 'Total' result is requested, the results of its individual components will also be reported.

PFAS Total: With respect to PFAS analyses, the 'PFAS, Total (5)' result is defined as the summation of results for: PFHpA, PFHxS, PFOA, PFNA and PFOS. In addition, the 'PFAS, Total (6)' result is defined as the summation of results at or above the RL for: PFHpA, PFHxS, PFOA, PFNA, PFDA and PFOS. (Note: 'PFAS, Total (6)' is applicable to MassDEP DW compliance analysis only.). If a 'Total' result is requested, the results of its individual components will also be reported.

The target compound Chlordane (CAS No. 57-74-9) is reported for GC ECD analyses. Per EPA,this compound "refers to a mixture of chlordane isomers, other chlorinated hydrocarbons and numerous other components." (Reference: USEPA Toxicological Review of Chlordane, In Support of Summary Information on the Integrated Risk Information System (IRIS), December 1997.)

Total: With respect to Organic analyses, a 'Total' result is defined as the summation of results for individual isomers or Aroclors. If a 'Total' result is requested, the results of its individual components will also be reported. This is applicable to 'Total' results for methods 8260, 8081 and 8082.

Data Qualifiers

A - Spectra identified as "Aldol Condensates" are byproducts of the extraction/concentration procedures when acetone is introduced in the process.

B - The analyte was detected above the reporting limit in the associated method blank. Flag only applies to associated field samples that have detectable concentrations of the analyte at less than ten times (10x) the concentration found in the blank. For MCP-related projects, flag only applies to associated field samples that have detectable concentrations of the analyte at less than ten times (10x) the concentration found in the blank. For DOD-related projects, flag only applies to associated field samples that have detectable concentrations of the analyte at less than ten times (10x) the concentration found in the blank AND the analyte was detected above one-half the reporting limit (or above the reporting limit for common lab contaminants) in the associated method blank. For NJ-Air-related projects, flag only applies to associated field samples that have detectable concentrations of the analyte above the reporting limit. For NJ-related projects (excluding Air), flag only applies to associated field samples that have detectable concentrations of the analyte, which was detected above the reporting limit in the associated method blank or above five times the reporting limit for common lab contaminants (Phthalates, Acetone, Methylene Chloride, 2-Butanone).

C - Co-elution: The target analyte co-elutes with a known lab standard (i.e. surrogate, internal standards, etc.) for co-extracted analyses.

D - Concentration of analyte was quantified from diluted analysis. Flag only applies to field samples that have detectable concentrations of the analyte.

E - Concentration of analyte exceeds the range of the calibration curve and/or linear range of the instrument.

F - The ratio of quantifier ion response to qualifier ion response falls outside of the laboratory criteria. Results are considered to be an estimated maximum concentration.

G - The concentration may be biased high due to matrix interferences (i.e, co-elution) with non-target compound(s). The result should be considered estimated.

H - The analysis of pH was performed beyond the regulatory-required holding time of 15 minutes from the time of sample collection.

I - The lower value for the two columns has been reported due to obvious interference.

J - Estimated value. The Target analyte concentration is below the quantitation limit (RL), but above the Method Detection Limit (MDL) or Estimated Detection Limit (EDL) for SPME-related analyses. This represents an estimated concentration for Tentatively Identified Compounds (TICs).

M - Reporting Limit (RL) exceeds the MCP CAM Reporting Limit for this analyte.

ND - Not detected at the method detection limit (MDL) for the sample, or estimated detection limit (EDL) for SPME-related analyses.

Report Format: DU Report with 'J' Qualifiers

Project Name:	50 ELMWOOD AVENUE	**Lab Number:**	L2112412
Project Number:	B0535-020-001	**Report Date:**	03/19/21

Data Qualifiers

NJ - Presumptive evidence of compound. This represents an estimated concentration for Tentatively Identified Compounds (TICs), where the identification is based on a mass spectral library search.

P - The RPD between the results for the two columns exceeds the method-specified criteria.

Q - The quality control sample exceeds the associated acceptance criteria. For DOD-related projects, LCS and/or Continuing Calibration Standard exceedences are also qualified on all associated sample results. Note: This flag is not applicable for matrix spike recoveries when the sample concentration is greater than 4x the spike added or for batch duplicate RPD when the sample concentrations are less than 5x the RL. (Metals only.)

R - Analytical results are from sample re-analysis.

RE - Analytical results are from sample re-extraction.

S - Analytical results are from modified screening analysis.

Report Format: DU Report with 'J' Qualifiers

Project Name:	50 ELMWOOD AVENUE	**Lab Number:**	L2112412
Project Number:	B0535-020-001	**Report Date:**	03/19/21

REFERENCES

1 Test Methods for Evaluating Solid Waste: Physical/Chemical Methods. EPA SW-846. Third Edition. Updates I - VI, 2018.

121 Standard Methods for the Examination of Water and Wastewater. APHA-AWWA-WEF. Standard Methods Online.

LIMITATION OF LIABILITIES

Alpha Analytical performs services with reasonable care and diligence normal to the analytical testing laboratory industry. In the event of an error, the sole and exclusive responsibility of Alpha Analytical shall be to re-perform the work at it's own expense. In no event shall Alpha Analytical be held liable for any incidental, consequential or special damages, including but not limited to, damages in any way connected with the use of, interpretation of, information or analysis provided by Alpha Analytical.

We strongly urge our clients to comply with EPA protocol regarding sample volume, preservation, cooling, containers, sampling procedures, holding time and splitting of samples in the field.

Certification Information

The following analytes are not included in our Primary NELAP Scope of Accreditation:

Westborough Facility
EPA 624/624.1: m/p-xylene, o-xylene, Naphthalene
EPA 8260C/8260D: NPW: 1,2,4,5-Tetramethylbenzene; 4-Ethyltoluene, Azobenzene; SCM: Iodomethane (methyl iodide), 1,2,4,5-Tetramethylbenzene; 4-Ethyltoluene.
EPA 8270D/8270E: NPW: Dimethylnaphthalene,1,4-Diphenylhydrazine; SCM: Dimethylnaphthalene,1,4-Diphenylhydrazine.
SM4500: NPW: Amenable Cyanide; SCM: Total Phosphorus, TKN, NO2, NO3.

Mansfield Facility
SM 2540D: TSS
EPA 8082A: NPW: PCB: 1, 5, 31, 87,101, 110, 141, 151, 153, 180, 183, 187.
EPA TO-15: Halothane, 2,4,4-Trimethyl-2-pentene, 2,4,4-Trimethyl-1-pentene, Thiophene, 2-Methylthiophene, 3-Methylthiophene, 2-Ethylthiophene, 1,2,3-Trimethylbenzene, Indan, Indene, 1,2,4,5-Tetramethylbenzene, Benzothiophene, 1-Methylnaphthalene.
Biological Tissue Matrix: EPA 3050B

The following analytes are included in our Massachusetts DEP Scope of Accreditation

Westborough Facility:

Drinking Water
EPA 300.0: Chloride, Nitrate-N, Fluoride, Sulfate; **EPA 353.2**: Nitrate-N, Nitrite-N; **SM4500NO3-F**: Nitrate-N, Nitrite-N; **SM4500F-C, SM4500CN-CE, EPA 180.1, SM2130B, SM4500Cl-D, SM2320B, SM2540C, SM4500H-B, SM4500NO2-B**
EPA 332: Perchlorate; **EPA 524.2:** THMs and VOCs; **EPA 504.1:** EDB, DBCP.
Microbiology: **SM9215B; SM9223-P/A, SM9223B-Colilert-QT,SM9222D**.

Non-Potable Water
SM4500H,B, EPA 120.1, SM2510B, SM2540C, SM2320B, SM4500CL-E, SM4500F-BC, SM4500NH3-BH: Ammonia-N and Kjeldahl-N, **EPA 350.1**: Ammonia-N, **LACHAT 10-107-06-1-B**: Ammonia-N, **EPA 351.1, SM4500NO3-F, EPA 353.2**: Nitrate-N**, SM4500P-E, SM4500P-B, E, SM4500SO4-E, SM5220D, EPA 410.4, SM5210B, SM5310C, SM4500CL-D, EPA 1664, EPA 420.1, SM4500-CN-CE, SM2540D, EPA 300: Chloride, Sulfate, Nitrate.**
EPA 624.1: Volatile Halocarbons & Aromatics,
EPA 608.3: Chlordane, Toxaphene, Aldrin, alpha-BHC, beta-BHC, gamma-BHC, delta-BHC, Dieldrin, DDD, DDE, DDT, Endosulfan I, Endosulfan II, Endosulfan sulfate, Endrin, Endrin Aldehyde, Heptachlor, Heptachlor Epoxide, PCBs
EPA 625.1: SVOC (Acid/Base/Neutral Extractables), **EPA 600/4-81-045**: PCB-Oil.
Microbiology: **SM9223B-Colilert-QT; Enterolert-QT, SM9221E, EPA 1600, EPA 1603, SM9222D.**

Mansfield Facility:

Drinking Water
EPA 200.7: Al, Ba, Cd, Cr, Cu, Fe, Mn, Ni, Na, Ag, Ca, Zn. **EPA 200.8:** Al, Sb, As, Ba, Be, Cd, Cr, Cu, Pb, Mn, Ni, Se, Ag, TL, Zn. **EPA 245.1** Hg.
EPA 522, EPA 537.1.

Non-Potable Water
EPA 200.7: Al, Sb, As, Be, Cd, Ca, Cr, Co, Cu, Fe, Pb, Mg, Mn, Mo, Ni, K, Se, Ag, Na, Sr, TL, Ti, V, Zn.
EPA 200.8: Al, Sb**,** As, Be, Cd, Cr, Cu, Fe, Pb, Mn, Ni, K, Se, Ag, Na, TL, Zn.
EPA 245.1 Hg.
SM2340B

For a complete listing of analytes and methods, please contact your Alpha Project Manager.

ALPHA ANALYTICAL

NEW YORK CHAIN OF CUSTODY

Westborough, MA 01581
8 Walkup Dr.
TEL: 508-898-9220
FAX: 508-898-9193

Mansfield, MA 02048
320 Forbes Blvd
TEL: 508-822-9300
FAX: 508-822-3288

Service Centers
Mahwah, NJ 07430: 35 Whitney Rd, Suite 5
Albany, NY 12205: 14 Walker Way
Tonawanda, NY 14150: 275 Cooper Ave, Suite 105

Page 1 of 4

Date Rec'd in Lab: 3/13/21

ALPHA Job #: L2112412

Project Information
Project Name: 50 Elmwood avenue
Project Location: Lockport, NY
Project # B0535-020-001
(Use Project name as Project #) ☐
Project Manager: Chris Boron / Candace Fox
ALPHAQuote #:

Turn-Around Time
Standard ☒ Due Date:
Rush (only if pre approved) ☐ # of Days:

Client Information
Client: BenchMark EES
Address: 255 B Hamburg Tpke
Buffalo, NY, 14218
Phone: 716-713-3937
Fax:
Email: CBoron@BM-Tk.com

Deliverables
☐ ASP-A ☒ ASP-B
☒ EQuIS (1 File) ☐ EQuIS (4 File)
☐ Other

Regulatory Requirement
☐ NY TOGS ☐ NY Part 375
☐ AWQ Standards ☐ NY CP-51
☐ NY Restricted Use ☐ Other
☐ NY Unrestricted Use
☐ NYC Sewer Discharge

Billing Information
☐ Same as Client Info
PO #

Disposal Site Information
Please identify below location of applicable disposal facilities.
Disposal Facility:
☐ NJ ☐ NY
☐ Other:

These samples have been previously analyzed by Alpha ☐

Other project specific requirements/comments:
Cat B, NYS Dec EQuIS

Please specify Metals or TAL.

ANALYSIS

Sample Filtration
☐ Done
☐ Lab to do
Preservation
☐ Lab to do
(Please Specify below)

ALPHA Lab ID (Lab Use Only)	Sample ID	Collection Date	Collection Time	Sample Matrix	Sampler's Initials	Mercury	Arsenic	PAH's	VOC's					Sample Specific Comments	Total Bottles
12412-01	TB-01 N10 6in-2ft	3/11/21	9:00	Soil	NAS	X									1
-02	TB-01 E10 3in-1ft		9:30			X									1
-03	TB-01 S10 6in-2ft		10:30			X									1
-04	TB-01 N20 3in-1ft		9:40											Hold	1
-05	TB-01 E20 6in-1.4ft		10:15											Hold	1
-06	TB-01 S20 7in-2ft		10:45											Hold	1
-07	TB-04 N10 0.5-2.5ft		11:30					X							1
-08	TB-04 E10 5in-1.2ft		12:15					X						MS2/MSD2	3
-09	TB-04 W10 0.5-1.5ft		12:00					X							1
-10	TB-04 S10 1-2.5ft		11:00					X							1
					Container Type	A	A	A							
					Preservative	O	O	O							

Preservative Code:
A = None
B = HCl
C = HNO_3
D = H_2SO_4
E = NaOH
F = MeOH
G = $NaHSO_4$
H = $Na_2S_2O_3$
K/E = Zn Ac/NaOH
O = Other -ile

Container Code
P = Plastic
A = Amber Glass
V = Vial
G = Glass
B = Bacteria Cup
C = Cube
O = Other
E = Encore
D = BOD Bottle

Westboro: Certification No: MA935
Mansfield: Certification No: MA015

Relinquished By:	Date/Time	Received By:	Date/Time
[signature]	3/12/21 12:00	SECURE STORAGE	3/12/21 12:00
SECURE STORAGE AAL	3/12/21 12:50	R Cunningham AAL	3/12/21 12:50
R Cunningham AAL	3/12/21 12:50	[signature]	3/13/21 01:20

Please print clearly, legibly and completely. Samples can not be logged in and turnaround time clock will not start until any ambiguities are resolved. BY EXECUTING THIS COC, THE CLIENT HAS READ AND AGREES TO BE BOUND BY ALPHA'S TERMS & CONDITIONS. (See reverse side.)

Form No: 01-25 HC (rev. 30-Sept-2013)

NEW YORK CHAIN OF CUSTODY

ALPHA ANALYTICAL

Westborough, MA 01581
8 Walkup Dr.
TEL: 508-898-9220
FAX: 508-898-9193

Mansfield, MA 02048
320 Forbes Blvd
TEL: 508-822-9300
FAX: 508-822-3288

Service Centers
Mahwah, NJ 07430: 35 Whitney Rd, Suite 5
Albany, NY 12205: 14 Walker Way
Tonawanda, NY 14150: 275 Cooper Ave, Suite 105

Page 2 of 4

Date Rec'd in Lab: 3/13/21

ALPHA Job #: L2112412

Client Information
Client: BenchMark EES
Address: 2558 Hamburg Tpke
Buffalo NY 14218
Phone: 716-713-3437
Fax:
Email: CBoron@BM-TK.com

Project Information
Project Name: 50 Elmwood avenue
Project Location: Lockport NY
Project # B0535-020-001
(Use Project name as Project #)
Project Manager: Chris Boron/Candace Fox
ALPHAQuote #:

Turn-Around Time
Standard: [X] Due Date:
Rush (only if pre approved): [ ] # of Days:

Deliverables
[ ] ASP-A [X] ASP-B
[X] EQuIS (1 File) [ ] EQuIS (4 File)
[ ] Other

Billing Information
[ ] Same as Client Info
PO #

Regulatory Requirement
[ ] NY TOGS [ ] NY Part 375
[ ] AWQ Standards [ ] NY CP-51
[ ] NY Restricted Use [ ] Other
[ ] NY Unrestricted Use
[ ] NYC Sewer Discharge

Disposal Site Information
Please identify below location of applicable disposal facilities.
Disposal Facility:
[ ] NJ [ ] NY
[ ] Other:

These samples have been previously analyzed by Alpha [ ]

Other project specific requirements/comments:
CaT B, NYS Dec EQUIS

Please specify Metals or TAL.

ALPHA Lab ID (Lab Use Only)	Sample ID	Collection Date	Collection Time	Sample Matrix	Sampler's Initials	Mercury	Arsenic	PAH's	VOC's	Sample Filtration	Sample Specific Comments	Total Bottle
12412 -11	TB-04 E20 8in-1.5Ft	3/11/21	12:30	SOIL	NAS					Done / Lab to do / Preservation / Lab to do / (Please Specify below)	Hold	1
-12	TB-04 W20 6in-1.25ft		11:45								Hold	1
-13	TB-04 S20 6in-1.5Ft		11:15								Hold	1
-14	TB-06 N10 0.5-2.5Ft		13:00				X				MS/MSD-3	1
-15	TB-06 E10 0.5-2Ft		13:45				X				[illegible]	3
-16	TB-06 S10 1-2Ft		12:45				X					1
-17	TB-06 W10 1-3Ft		13:15				X					
-18	TB-06 N20 1-2.5Ft		13:25								Hold	
-19	TB-06 E20 1-2Ft		14:00								Hold	
-20	TB-06 S20 1.5-2.5Ft		12:35								Hold	

Container Type	A	A	A	A				
Preservative	0	0	0	0				

Preservative Code:
A = None
B = HCl
C = HNO_3
D = H_2SO_4
E = NaOH
F = MeOH
G = $NaHSO_4$
H = $Na_2S_2O_3$
K/E = Zn Ac/NaOH
O = Other – TLe

Container Code
P = Plastic
A = Amber Glass
V = Vial
G = Glass
B = Bacteria Cup
C = Cube
O = Other
E = Encore
D = BOD Bottle

Westboro: Certification No: MA935
Mansfield: Certification No: MA015

Relinquished By:	Date/Time	Received By:	Date/Time
[illegible]	3/12/21 12:00	SECURE STORAGE AAL	3/12/21 12:00
SECURE STORAGE AAL	3/12/21 12:50	RCunningham AAL	3/12/21 12:50
RCunningham AAL	3/12/21 12:50	[signature]	3/13/21 0:11:20

Please print clearly, legibly and completely. Samples can not be logged in and turnaround time clock will not start until any ambiguities are resolved. BY EXECUTING THIS COC, THE CLIENT HAS READ AND AGREES TO BE BOUND BY ALPHA'S TERMS & CONDITIONS. (See reverse side.)

Form No: 01-25 HC (rev. 30-Sept-2013)

NEW YORK CHAIN OF CUSTODY

ALPHA ANALYTICAL

Westborough, MA 01581
8 Walkup Dr.
TEL: 508-898-9220
FAX: 508-898-9193

Mansfield, MA 02048
320 Forbes Blvd
TEL: 508-822-9300
FAX: 508-822-3288

Service Centers
Mahwah, NJ 07430: 35 Whitney Rd, Suite 5
Albany, NY 12205: 14 Walker Way
Tonawanda, NY 14150: 275 Cooper Ave, Suite 105

Page 3 of 4

Date Rec'd in Lab: 3/13/21

ALPHA Job #: L2112412

Client Information
Client: BenchMark EES
Address: 2558 Hamburg Tpke
Buffalo NY 14218
Phone: 716-713-3437
Fax:
Email: CBoron@BM-TK.com

Project Information
Project Name: [illegible] 50 Elmwood Ave Ne
Project Location: Lockport NY
Project # B0535-020-001
(Use Project name as Project #)
Project Manager: Chris Boron / Candace Fox
ALPHAQuote #:

Turn-Around Time
Standard [X]
Rush (only if pre approved) [ ]
Due Date:
# of Days:

Deliverables
[ ] ASP-A [X] ASP-B
[X] EQuIS (1 File) [ ] EQuIS (4 File)
[ ] Other

Billing Information
[ ] Same as Client Info
PO #

Regulatory Requirement
[ ] NY TOGS [ ] NY Part 375
[ ] AWQ Standards [ ] NY CP-51
[ ] NY Restricted Use [ ] Other
[ ] NY Unrestricted Use
[ ] NYC Sewer Discharge

Disposal Site Information
Please identify below location of applicable disposal facilities.
Disposal Facility:
[ ] NJ [ ] NY
[ ] Other:

These samples have been previously analyzed by Alpha [ ]

Other project specific requirements/comments:

Cat B, NYS DEC Eqds

Please specify Metals or TAL.

ANALYSIS

Sample Filtration
[ ] Done
[ ] Lab to do
Preservation
[ ] Lab to do
(Please Specify below)

ALPHA Lab ID (Lab Use Only)	Sample ID	Collection Date	Collection Time	Sample Matrix	Sampler's Initials	Mercury	Arsenic	PAH's	VOC's	Sample Specific Comments	Total Bottle
12412 -21	TB-06 W20 1-2.5 Ft	3/11/21	13:30	Soil	NAS					HOLD	
-22	TP-9 N10 1-2 Ft		16:00			X					
-23	TP-9 E10 6in-2 Ft		14:45			X				MS-1 / MSD-1	3
-24	TP-9 S10 1-2 Ft		15:45			X					
-25	TP-9 W10 1-2 Ft		14:15			X					
-26	TP-9 N20 1-2 Ft		16:15							Hold	
-27	TP-9 E20 0.5-2 Ft		15:15							Hold	
-28	TP-9 S20 0.5-1.25 Ft		15:30							Hold	
-29	TP-9 W20 1-2 Ft		14:30							Hold	
-30	BD-1		10:35			X					

Container Type: A A A A
Preservative: 0 6 0 0

Preservative Code:
A = None
B = HCl
C = HNO_3
D = H_2SO_4
E = NaOH
F = MeOH
G = $NaHSO_4$
H = $Na_2S_2O_3$
K/E = Zn Ac/NaOH
O = Other - Ice

Container Code
P = Plastic
A = Amber Glass
V = Vial
G = Glass
B = Bacteria Cup
C = Cube
O = Other
E = Encore
D = BOD Bottle

Westboro: Certification No: MA935
Mansfield: Certification No: MA015

Relinquished By:	Date/Time	Received By:	Date/Time
	3/12/21 12:00	SECURE STORAGE AAL	3/12/21 12:00
R Cunningham AAL	3/12/21 12:50	R Cunningham AAL	3/12/21 12:50
SECURE STORAGE AAL	3/12/21 12:50		3/13/21 01:20

Please print clearly, legibly and completely. Samples can not be logged in and turnaround time clock will not start until any ambiguities are resolved. BY EXECUTING THIS COC, THE CLIENT HAS READ AND AGREES TO BE BOUND BY ALPHA'S TERMS & CONDITIONS. (See reverse side.)

Form No: 01-25 HC (rev. 30-Sept-2013)

NEW YORK CHAIN OF CUSTODY

ALPHA ANALYTICAL
Westborough, MA 01581
8 Walkup Dr.
TEL: 508-898-9220
FAX: 508-898-9193

Mansfield, MA 02048
320 Forbes Blvd
TEL: 508-822-9300
FAX: 508-822-3288

Service Centers
Mahwah, NJ 07430: 35 Whitney Rd, Suite 5
Albany, NY 12205: 14 Walker Way
Tonawanda, NY 14150: 275 Cooper Ave, Suite 105

Page 4 of 4

Date Rec'd in Lab: 3/13/21

ALPHA Job #: L2112412

Client Information
Client: Benchmark EES
Address: 2558 Hamburg Tpke
Buffalo NY 14218
Phone: 716-713-3437
Fax:
Email: C Boron @ BM-Tic.com

Project Information
Project Name: 50 Elmwood Ave
Project Location: Lockport NY
Project #: B0535-020-001
(Use Project name as Project #) ☐
Project Manager: Chris Boron / Kenny Fey
ALPHAQuote #:

Turn-Around Time
Standard ☒ Due Date:
Rush (only if pre approved) ☐ # of Days:

Deliverables
☐ ASP-A ☒ ASP-B
☒ EQuIS (1 File) ☐ EQuIS (4 File)
☐ Other

Regulatory Requirement
☐ NY TOGS ☐ NY Part 375
☐ AWQ Standards ☐ NY CP-51
☐ NY Restricted Use ☐ Other
☐ NY Unrestricted Use
☐ NYC Sewer Discharge

Billing Information
☐ Same as Client Info
PO #

Disposal Site Information
Please identify below location of applicable disposal facilities.
Disposal Facility:
☐ NJ ☐ NY
☐ Other:

These samples have been previously analyzed by Alpha ☐

Other project specific requirements/comments:
Cat D, NSS Pet Cyric

Please specify Metals or TAL.

ANALYSIS

Sample Filtration
☐ Done
☐ Lab to do
Preservation
☐ Lab to do
(Please Specify below)

ALPHA Lab ID (Lab Use Only)	Sample ID	Collection Date	Collection Time	Sample Matrix	Sampler's Initials	Mercury	Arsenic	PAH's	VOC's					Sample Specific Comments	Total Bottle
12412-31	BD-2	3/11/21	11:05	Soil	NAS			X							1
-32	BD-3		12:50				X								1
-33	BD-4		16:35											On hold	1
-34	TP-29 N10 6-8Ft		16:30											On hold	1
-35	TP-29 E10 6-8Ft		16:45											On hold MS-4/Mse.	1
-36	TP-29 S10 6-8Ft		17:15											On hold	1
-37	TP-29 W10 6-8Ft		17:00											On hold	1

Preservative Code:
A = None
B = HCl
C = HNO_3
D = H_2SO_4
E = NaOH
F = MeOH
G = $NaHSO_4$
H = $Na_2S_2O_3$
K/E = Zn Ac/NaOH
O = Other -KC

Container Code
P = Plastic
A = Amber Glass
V = Vial
G = Glass
B = Bacteria Cup
C = Cube
O = Other
E = Encore
D = BOD Bottle

Westboro: Certification No: MA935
Mansfield: Certification No: MA015

Container Type	A	A	A					
Preservative	O	O	O					

Relinquished By:	Date/Time	Received By:	Date/Time
[signature]	3/12/21 12:00	SECURE STORAGE AAL	3/12/21 12:00
R SECURE STORAGE AAL	3/12/21 12:50	R Cunningham AAL	3/12/21 12:50
R Cunningham AAL	3/12/21 12:50	[signature]	3/13/21 01:20

Please print clearly, legibly and completely. Samples can not be logged in and turnaround time clock will not start until any ambiguities are resolved. BY EXECUTING THIS COC, THE CLIENT HAS READ AND AGREES TO BE BOUND BY ALPHA'S TERMS & CONDITIONS. (See reverse side.)

Form No: 01-25 HC (rev. 30-Sept-2013)

ANALYTICAL REPORT

Lab Number:	L2114286
Client:	Benchmark & Turnkey Companies 2558 Hamburg Turnpike Suite 300 Buffalo, NY 14218
ATTN:	Chris Boron
Phone:	(716) 856-0599
Project Name:	50 ELMWOOD AVENUE
Project Number:	B0535-020-001
Report Date:	03/29/21

The original project report/data package is held by Alpha Analytical. This report/data package is paginated and should be reproduced only in its entirety. Alpha Analytical holds no responsibility for results and/or data that are not consistent with the original.

Certifications & Approvals: MA (M-MA086), NH NELAP (2064), CT (PH-0574), IL (200077), ME (MA00086), MD (348), NJ (MA935), NY (11148), NC (25700/666), PA (68-03671), RI (LAO00065), TX (T104704476), VT (VT-0935), VA (460195), USDA (Permit #P330-17-00196).

Eight Walkup Drive, Westborough, MA 01581-1019
508-898-9220 (Fax) 508-898-9193 800-624-9220 - www.alphalab.com

Project Name: 50 ELMWOOD AVENUE
Project Number: B0535-020-001

Lab Number: L2114286
Report Date: 03/29/21

Alpha Sample ID	Client ID	Matrix	Sample Location	Collection Date/Time	Receive Date
L2114286-01	TB-04 S20 6IN-1.5FT	SOIL	LOCKPORT, NY	03/11/21 11:15	03/12/21

Project Name:	50 ELMWOOD AVENUE	**Lab Number:**	L2114286
Project Number:	B0535-020-001	**Report Date:**	03/29/21

Case Narrative

The samples were received in accordance with the Chain of Custody and no significant deviations were encountered during the preparation or analysis unless otherwise noted. Sample Receipt, Container Information, and the Chain of Custody are located at the back of the report.

Results contained within this report relate only to the samples submitted under this Alpha Lab Number and meet NELAP requirements for all NELAP accredited parameters unless otherwise noted in the following narrative. The data presented in this report is organized by parameter (i.e. VOC, SVOC, etc.). Sample specific Quality Control data (i.e. Surrogate Spike Recovery) is reported at the end of the target analyte list for each individual sample, followed by the Laboratory Batch Quality Control at the end of each parameter. Tentatively Identified Compounds (TICs), if requested, are reported for compounds identified to be present and are not part of the method/program Target Compound List, even if only a subset of the TCL are being reported. If a sample was re-analyzed or re-extracted due to a required quality control corrective action and if both sets of data are reported, the Laboratory ID of the re-analysis or re-extraction is designated with an "R" or "RE", respectively.

When multiple Batch Quality Control elements are reported (e.g. more than one LCS), the associated samples for each element are noted in the grey shaded header line of each data table. Any Laboratory Batch, Sample Specific % recovery or RPD value that is outside the listed Acceptance Criteria is bolded in the report. In reference to questions H (CAM) or 4 (RCP) when "NO" is checked, the performance criteria for CAM and RCP methods allow for some quality control failures to occur and still be within method compliance. In these instances, the specific failure is not narrated but noted in the associated QC Outlier Summary Report, located directly after the Case Narrative. QC information is also incorporated in the Data Usability Assessment table (Format 11) of our Data Merger tool, where it can be reviewed in conjunction with the sample result, associated regulatory criteria and any associated data usability implications.

Soil/sediments, solids and tissues are reported on a dry weight basis unless otherwise noted. Definitions of all data qualifiers and acronyms used in this report are provided in the Glossary located at the back of the report.

HOLD POLICY - For samples submitted on hold, Alpha's policy is to hold samples (with the exception of Air canisters) free of charge for 21 calendar days from the date the project is completed. After 21 calendar days, we will dispose of all samples submitted including those put on hold unless you have contacted your Alpha Project Manager and made arrangements for Alpha to continue to hold the samples. Air canisters will be disposed after 3 business days from the date the project is completed.

Please contact Project Management at 800-624-9220 with any questions.

Project Name:	50 ELMWOOD AVENUE	**Lab Number:**	L2114286
Project Number:	B0535-020-001	**Report Date:**	03/29/21

Case Narrative (continued)

Report Submission

All non-detect (ND) or estimated concentrations (J-qualified) have been quantitated to the limit noted in the MDL column.

Semivolatile Organics

WG1477726: An MS/MSD was not analyzed because the dilution required by the elevated concentrations of non-target compounds present in the native sample would have caused the spike compounds to be diluted below the range of calibration.

I, the undersigned, attest under the pains and penalties of perjury that, to the best of my knowledge and belief and based upon my personal inquiry of those responsible for providing the information contained in this analytical report, such information is accurate and complete. This certificate of analysis is not complete unless this page accompanies any and all pages of this report.

Authorized Signature: Tiffani Morrissey - Tiffani Morrissey

Title: Technical Director/Representative Date: 03/29/21

ORGANICS

SEMIVOLATILES

Project Name: 50 ELMWOOD AVENUE
Project Number: B0535-020-001
Lab Number: L2114286
Report Date: 03/29/21

SAMPLE RESULTS

Lab ID: L2114286-01
Client ID: TB-04 S20 6IN-1.5FT
Sample Location: LOCKPORT, NY

Date Collected: 03/11/21 11:15
Date Received: 03/12/21
Field Prep: Not Specified

Sample Depth:
Matrix: Soil
Analytical Method: 1,8270D
Analytical Date: 03/26/21 15:35
Analyst: WR
Percent Solids: 80%

Extraction Method: EPA 3546
Extraction Date: 03/24/21 12:02

Parameter	Result	Qualifier	Units	RL	MDL	Dilution Factor
Semivolatile Organics by GC/MS - Westborough Lab						
Acenaphthene	94	J	ug/kg	160	21.	1
Fluoranthene	3300		ug/kg	120	24.	1
Naphthalene	240		ug/kg	210	25.	1
Benzo(a)anthracene	1900		ug/kg	120	23.	1
Benzo(a)pyrene	1800		ug/kg	160	50.	1
Benzo(b)fluoranthene	2300		ug/kg	120	35.	1
Benzo(k)fluoranthene	1000		ug/kg	120	33.	1
Chrysene	2100		ug/kg	120	21.	1
Acenaphthylene	360		ug/kg	160	32.	1
Anthracene	410		ug/kg	120	40.	1
Benzo(ghi)perylene	1100		ug/kg	160	24.	1
Fluorene	100	J	ug/kg	210	20.	1
Phenanthrene	1900		ug/kg	120	25.	1
Dibenzo(a,h)anthracene	310		ug/kg	120	24.	1
Indeno(1,2,3-cd)pyrene	1200		ug/kg	160	29.	1
Pyrene	2800		ug/kg	120	20.	1

Surrogate	% Recovery	Qualifier	Acceptance Criteria
Nitrobenzene-d5	86		23-120
2-Fluorobiphenyl	79		30-120
4-Terphenyl-d14	66		18-120

Project Name: 50 ELMWOOD AVENUE
Project Number: B0535-020-001
Lab Number: L2114286
Report Date: 03/29/21

Method Blank Analysis
Batch Quality Control

Analytical Method: 1,8270D
Analytical Date: 03/24/21 15:37
Analyst: SZ

Extraction Method: EPA 3546
Extraction Date: 03/23/21 13:16

Parameter	Result	Qualifier	Units	RL	MDL
Semivolatile Organics by GC/MS - Westborough Lab for sample(s): 01 Batch: WG1477726-1					
Acenaphthene	ND		ug/kg	130	17.
Fluoranthene	ND		ug/kg	98	19.
Naphthalene	ND		ug/kg	160	20.
Benzo(a)anthracene	ND		ug/kg	98	18.
Benzo(a)pyrene	ND		ug/kg	130	40.
Benzo(b)fluoranthene	ND		ug/kg	98	27.
Benzo(k)fluoranthene	ND		ug/kg	98	26.
Chrysene	ND		ug/kg	98	17.
Acenaphthylene	ND		ug/kg	130	25.
Anthracene	ND		ug/kg	98	32.
Benzo(ghi)perylene	ND		ug/kg	130	19.
Fluorene	ND		ug/kg	160	16.
Phenanthrene	ND		ug/kg	98	20.
Dibenzo(a,h)anthracene	ND		ug/kg	98	19.
Indeno(1,2,3-cd)pyrene	ND		ug/kg	130	23.
Pyrene	ND		ug/kg	98	16.

Surrogate	%Recovery	Qualifier	Acceptance Criteria
2-Fluorophenol	72		25-120
Phenol-d6	74		10-120
Nitrobenzene-d5	75		23-120
2-Fluorobiphenyl	69		30-120
2,4,6-Tribromophenol	65		10-136
4-Terphenyl-d14	69		18-120

Lab Control Sample Analysis
Batch Quality Control

Project Name: 50 ELMWOOD AVENUE
Project Number: B0535-020-001

Lab Number: L2114286
Report Date: 03/29/21

Parameter	LCS %Recovery	Qual	LCSD %Recovery	Qual	%Recovery Limits	RPD	Qual	RPD Limits
Semivolatile Organics by GC/MS - Westborough Lab Associated sample(s): 01 Batch: WG1477726-2 WG1477726-3								
Acenaphthene	67		70		31-137	4		50
Fluoranthene	68		71		40-140	4		50
Naphthalene	65		67		40-140	3		50
Benzo(a)anthracene	68		70		40-140	3		50
Benzo(a)pyrene	75		75		40-140	0		50
Benzo(b)fluoranthene	72		73		40-140	1		50
Benzo(k)fluoranthene	69		70		40-140	1		50
Chrysene	66		68		40-140	3		50
Acenaphthylene	67		69		40-140	3		50
Anthracene	68		71		40-140	4		50
Benzo(ghi)perylene	70		72		40-140	3		50
Fluorene	70		73		40-140	4		50
Phenanthrene	66		69		40-140	4		50
Dibenzo(a,h)anthracene	71		73		40-140	3		50
Indeno(1,2,3-cd)pyrene	72		73		40-140	1		50
Pyrene	67		70		35-142	4		50

Lab Control Sample Analysis

Batch Quality Control

Project Name: 50 ELMWOOD AVENUE

Project Number: B0535-020-001

Lab Number: L2114286

Report Date: 03/29/21

Parameter	LCS %Recovery	Qual	LCSD %Recovery	Qual	%Recovery Limits	RPD	Qual	RPD Limits

Semivolatile Organics by GC/MS - Westborough Lab Associated sample(s): 01 Batch: WG1477726-2 WG1477726-3

Surrogate	LCS %Recovery	Qual	LCSD %Recovery	Qual	Acceptance Criteria
2-Fluorophenol	68		72		25-120
Phenol-d6	69		74		10-120
Nitrobenzene-d5	68		77		23-120
2-Fluorobiphenyl	67		68		30-120
2,4,6-Tribromophenol	67		73		10-136
4-Terphenyl-d14	65		67		18-120

INORGANICS
&
MISCELLANEOUS

Project Name: 50 ELMWOOD AVENUE
Project Number: B0535-020-001
Lab Number: L2114286
Report Date: 03/29/21

SAMPLE RESULTS

Lab ID: L2114286-01
Client ID: TB-04 S20 6IN-1.5FT
Sample Location: LOCKPORT, NY
Sample Depth:
Matrix: Soil
Date Collected: 03/11/21 11:15
Date Received: 03/12/21
Field Prep: Not Specified

Parameter	Result	Qualifier	Units	RL	MDL	Dilution Factor	Date Prepared	Date Analyzed	Analytical Method	Analyst
General Chemistry - Westborough Lab										
Solids, Total	79.9		%	0.100	NA	1	-	03/23/21 12:27	121,2540G	RI

Lab Duplicate Analysis

Batch Quality Control

Project Name: 50 ELMWOOD AVENUE

Project Number: B0535-020-001

Lab Number: L2114286

Report Date: 03/29/21

Parameter	Native Sample	Duplicate Sample	Units	RPD	Qual	RPD Limits
General Chemistry - Westborough Lab Associated sample(s): 01 QC Batch ID: WG1477682-1 QC Sample: L2114260-01 Client ID: DUP Sample						
Solids, Total	73.4	73.1	%	0		20

Project Name: 50 ELMWOOD AVENUE
Project Number: B0535-020-001

Lab Number: L2114286
Report Date: 03/29/21

Sample Receipt and Container Information

Were project specific reporting limits specified? YES

Cooler Information

Cooler	Custody Seal
A	Absent

Container Information

Container ID	Container Type	Cooler	Initial pH	Final pH	Temp deg C	Pres	Seal	Frozen Date/Time	Analysis(*)
L2114286-01B	Glass 120ml/4oz unpreserved	A	NA		4.5	Y	Absent		NYTCL-8270(14),TS(7)

*Values in parentheses indicate holding time in days

Project Name:	50 ELMWOOD AVENUE	**Lab Number:**	L2114286
Project Number:	B0535-020-001	**Report Date:**	03/29/21

GLOSSARY

Acronyms

DL	- Detection Limit: This value represents the level to which target analyte concentrations are reported as estimated values, when those target analyte concentrations are quantified below the limit of quantitation (LOQ). The DL includes any adjustments from dilutions, concentrations or moisture content, where applicable. (DoD report formats only.)
EDL	- Estimated Detection Limit: This value represents the level to which target analyte concentrations are reported as estimated values, when those target analyte concentrations are quantified below the reporting limit (RL). The EDL includes any adjustments from dilutions, concentrations or moisture content, where applicable. The use of EDLs is specific to the analysis of PAHs using Solid-Phase Microextraction (SPME).
EMPC	- Estimated Maximum Possible Concentration: The concentration that results from the signal present at the retention time of an analyte when the ions meet all of the identification criteria except the ion abundance ratio criteria. An EMPC is a worst-case estimate of the concentration.
EPA	- Environmental Protection Agency.
LCS	- Laboratory Control Sample: A sample matrix, free from the analytes of interest, spiked with verified known amounts of analytes or a material containing known and verified amounts of analytes.
LCSD	- Laboratory Control Sample Duplicate: Refer to LCS.
LFB	- Laboratory Fortified Blank: A sample matrix, free from the analytes of interest, spiked with verified known amounts of analytes or a material containing known and verified amounts of analytes.
LOD	- Limit of Detection: This value represents the level to which a target analyte can reliably be detected for a specific analyte in a specific matrix by a specific method. The LOD includes any adjustments from dilutions, concentrations or moisture content, where applicable. (DoD report formats only.)
LOQ	- Limit of Quantitation: The value at which an instrument can accurately measure an analyte at a specific concentration. The LOQ includes any adjustments from dilutions, concentrations or moisture content, where applicable. (DoD report formats only.) Limit of Quantitation: The value at which an instrument can accurately measure an analyte at a specific concentration. The LOQ includes any adjustments from dilutions, concentrations or moisture content, where applicable. (DoD report formats only.)
MDL	- Method Detection Limit: This value represents the level to which target analyte concentrations are reported as estimated values, when those target analyte concentrations are quantified below the reporting limit (RL). The MDL includes any adjustments from dilutions, concentrations or moisture content, where applicable.
MS	- Matrix Spike Sample: A sample prepared by adding a known mass of target analyte to a specified amount of matrix sample for which an independent estimate of target analyte concentration is available. For Method 332.0, the spike recovery is calculated using the native concentration, including estimated values.
MSD	- Matrix Spike Sample Duplicate: Refer to MS.
NA	- Not Applicable.
NC	- Not Calculated: Term is utilized when one or more of the results utilized in the calculation are non-detect at the parameter's reporting unit.
NDPA/DPA	- N-Nitrosodiphenylamine/Diphenylamine.
NI	- Not Ignitable.
NP	- Non-Plastic: Term is utilized for the analysis of Atterberg Limits in soil.
NR	- No Results: Term is utilized when 'No Target Compounds Requested' is reported for the analysis of Volatile or Semivolatile Organic TIC only requests.
RL	- Reporting Limit: The value at which an instrument can accurately measure an analyte at a specific concentration. The RL includes any adjustments from dilutions, concentrations or moisture content, where applicable.
RPD	- Relative Percent Difference: The results from matrix and/or matrix spike duplicates are primarily designed to assess the precision of analytical results in a given matrix and are expressed as relative percent difference (RPD). Values which are less than five times the reporting limit for any individual parameter are evaluated by utilizing the absolute difference between the values; although the RPD value will be provided in the report.
SRM	- Standard Reference Material: A reference sample of a known or certified value that is of the same or similar matrix as the associated field samples.
STLP	- Semi-dynamic Tank Leaching Procedure per EPA Method 1315.
TEF	- Toxic Equivalency Factors: The values assigned to each dioxin and furan to evaluate their toxicity relative to 2,3,7,8-TCDD.
TEQ	- Toxic Equivalent: The measure of a sample's toxicity derived by multiplying each dioxin and furan by its corresponding TEF and then summing the resulting values.
TIC	- Tentatively Identified Compound: A compound that has been identified to be present and is not part of the target compound list (TCL) for the method and/or program. All TICs are qualitatively identified and reported as estimated concentrations.

Report Format: DU Report with 'J' Qualifiers

Project Name:	50 ELMWOOD AVENUE	**Lab Number:**	L2114286
Project Number:	B0535-020-001	**Report Date:**	03/29/21

Footnotes

1 - The reference for this analyte should be considered modified since this analyte is absent from the target analyte list of the original method.

Terms

Analytical Method: Both the document from which the method originates and the analytical reference method. (Example: EPA 8260B is shown as 1,8260B.) The codes for the reference method documents are provided in the References section of the Addendum.

Difference: With respect to Total Oxidizable Precursor (TOP) Assay analysis, the difference is defined as the Post-Treatment value minus the Pre-Treatment value.

Final pH: As it pertains to Sample Receipt & Container Information section of the report, Final pH reflects pH of container determined after adjustment at the laboratory, if applicable. If no adjustment required, value reflects Initial pH.

Frozen Date/Time: With respect to Volatile Organics in soil, Frozen Date/Time reflects the date/time at which associated Reagent Water-preserved vials were initially frozen. Note: If frozen date/time is beyond 48 hours from sample collection, value will be reflected in 'bold'.

Initial pH: As it pertains to Sample Receipt & Container Information section of the report, Initial pH reflects pH of container determined upon receipt, if applicable.

PAH Total: With respect to Alkylated PAH analyses, the 'PAHs, Total' result is defined as the summation of results for all or a subset of the following compounds: Naphthalene, C1-C4 Naphthalenes, 2-Methylnaphthalene, 1-Methylnaphthalene, Biphenyl, Acenaphthylene, Acenaphthene, Fluorene, C1-C3 Fluorenes, Phenanthrene, C1-C4 Phenanthrenes/Anthracenes, Anthracene, Fluoranthene, Pyrene, C1-C4 Fluoranthenes/Pyrenes, Benz(a)anthracene, Chrysene, C1-C4 Chrysenes, Benzo(b)fluoranthene, Benzo(j)+(k)fluoranthene, Benzo(e)pyrene, Benzo(a)pyrene, Perylene, Indeno(1,2,3-cd)pyrene, Dibenz(ah)+(ac)anthracene, Benzo(g,h,i)perylene. If a 'Total' result is requested, the results of its individual components will also be reported.

PFAS Total: With respect to PFAS analyses, the 'PFAS, Total (5)' result is defined as the summation of results for: PFHpA, PFHxS, PFOA, PFNA and PFOS. In addition, the 'PFAS, Total (6)' result is defined as the summation of results at or above the RL for: PFHpA, PFHxS, PFOA, PFNA, PFDA and PFOS. (Note: 'PFAS, Total (6)' is applicable to MassDEP DW compliance analysis only.). If a 'Total' result is requested, the results of its individual components will also be reported.

The target compound Chlordane (CAS No. 57-74-9) is reported for GC ECD analyses. Per EPA,this compound "refers to a mixture of chlordane isomers, other chlorinated hydrocarbons and numerous other components." (Reference: USEPA Toxicological Review of Chlordane, In Support of Summary Information on the Integrated Risk Information System (IRIS), December 1997.)

Total: With respect to Organic analyses, a 'Total' result is defined as the summation of results for individual isomers or Aroclors. If a 'Total' result is requested, the results of its individual components will also be reported. This is applicable to 'Total' results for methods 8260, 8081 and 8082.

Data Qualifiers

A - Spectra identified as "Aldol Condensates" are byproducts of the extraction/concentration procedures when acetone is introduced in the process.

B - The analyte was detected above the reporting limit in the associated method blank. Flag only applies to associated field samples that have detectable concentrations of the analyte at less than ten times (10x) the concentration found in the blank. For MCP-related projects, flag only applies to associated field samples that have detectable concentrations of the analyte at less than ten times (10x) the concentration found in the blank. For DOD-related projects, flag only applies to associated field samples that have detectable concentrations of the analyte at less than ten times (10x) the concentration found in the blank AND the analyte was detected above one-half the reporting limit (or above the reporting limit for common lab contaminants) in the associated method blank. For NJ-Air-related projects, flag only applies to associated field samples that have detectable concentrations of the analyte above the reporting limit. For NJ-related projects (excluding Air), flag only applies to associated field samples that have detectable concentrations of the analyte, which was detected above the reporting limit in the associated method blank or above five times the reporting limit for common lab contaminants (Phthalates, Acetone, Methylene Chloride, 2-Butanone).

C - Co-elution: The target analyte co-elutes with a known lab standard (i.e. surrogate, internal standards, etc.) for co-extracted analyses.

D - Concentration of analyte was quantified from diluted analysis. Flag only applies to field samples that have detectable concentrations of the analyte.

E - Concentration of analyte exceeds the range of the calibration curve and/or linear range of the instrument.

F - The ratio of quantifier ion response to qualifier ion response falls outside of the laboratory criteria. Results are considered to be an estimated maximum concentration.

G - The concentration may be biased high due to matrix interferences (i.e, co-elution) with non-target compound(s). The result should be considered estimated.

H - The analysis of pH was performed beyond the regulatory-required holding time of 15 minutes from the time of sample collection.

I - The lower value for the two columns has been reported due to obvious interference.

J - Estimated value. The Target analyte concentration is below the quantitation limit (RL), but above the Method Detection Limit (MDL) or Estimated Detection Limit (EDL) for SPME-related analyses. This represents an estimated concentration for Tentatively Identified Compounds (TICs).

M - Reporting Limit (RL) exceeds the MCP CAM Reporting Limit for this analyte.

ND - Not detected at the method detection limit (MDL) for the sample, or estimated detection limit (EDL) for SPME-related analyses.

Report Format: DU Report with 'J' Qualifiers

Project Name:	50 ELMWOOD AVENUE	**Lab Number:**	L2114286
Project Number:	B0535-020-001	**Report Date:**	03/29/21

Data Qualifiers

NJ - Presumptive evidence of compound. This represents an estimated concentration for Tentatively Identified Compounds (TICs), where the identification is based on a mass spectral library search.

P - The RPD between the results for the two columns exceeds the method-specified criteria.

Q - The quality control sample exceeds the associated acceptance criteria. For DOD-related projects, LCS and/or Continuing Calibration Standard exceedences are also qualified on all associated sample results. Note: This flag is not applicable for matrix spike recoveries when the sample concentration is greater than 4x the spike added or for batch duplicate RPD when the sample concentrations are less than 5x the RL. (Metals only.)

R - Analytical results are from sample re-analysis.

RE - Analytical results are from sample re-extraction.

S - Analytical results are from modified screening analysis.

Report Format: DU Report with 'J' Qualifiers

Project Name:	50 ELMWOOD AVENUE	**Lab Number:**	L2114286
Project Number:	B0535-020-001	**Report Date:**	03/29/21

REFERENCES

1 Test Methods for Evaluating Solid Waste: Physical/Chemical Methods. EPA SW-846. Third Edition. Updates I - VI, 2018.

121 Standard Methods for the Examination of Water and Wastewater. APHA-AWWA-WEF. Standard Methods Online.

LIMITATION OF LIABILITIES

Alpha Analytical performs services with reasonable care and diligence normal to the analytical testing laboratory industry. In the event of an error, the sole and exclusive responsibility of Alpha Analytical shall be to re-perform the work at it's own expense. In no event shall Alpha Analytical be held liable for any incidental, consequential or special damages, including but not limited to, damages in any way connected with the use of, interpretation of, information or analysis provided by Alpha Analytical.

We strongly urge our clients to comply with EPA protocol regarding sample volume, preservation, cooling, containers, sampling procedures, holding time and splitting of samples in the field.

Certification Information

The following analytes are not included in our Primary NELAP Scope of Accreditation:

Westborough Facility
EPA 624/624.1: m/p-xylene, o-xylene, Naphthalene
EPA 8260C/8260D: NPW: 1,2,4,5-Tetramethylbenzene; 4-Ethyltoluene, Azobenzene; SCM: Iodomethane (methyl iodide), 1,2,4,5-Tetramethylbenzene; 4-Ethyltoluene.
EPA 8270D/8270E: NPW: Dimethylnaphthalene,1,4-Diphenylhydrazine; SCM: Dimethylnaphthalene,1,4-Diphenylhydrazine.
SM4500: NPW: Amenable Cyanide; SCM: Total Phosphorus, TKN, NO2, NO3.

Mansfield Facility
SM 2540D: TSS
EPA 8082A: NPW: PCB: 1, 5, 31, 87,101, 110, 141, 151, 153, 180, 183, 187.
EPA TO-15: Halothane, 2,4,4-Trimethyl-2-pentene, 2,4,4-Trimethyl-1-pentene, Thiophene, 2-Methylthiophene, 3-Methylthiophene, 2-Ethylthiophene, 1,2,3-Trimethylbenzene, Indan, Indene, 1,2,4,5-Tetramethylbenzene, Benzothiophene, 1-Methylnaphthalene.
Biological Tissue Matrix: EPA 3050B

The following analytes are included in our Massachusetts DEP Scope of Accreditation

Westborough Facility:

Drinking Water
EPA 300.0: Chloride, Nitrate-N, Fluoride, Sulfate; **EPA 353.2**: Nitrate-N, Nitrite-N; **SM4500NO3-F**: Nitrate-N, Nitrite-N; **SM4500F-C, SM4500CN-CE, EPA 180.1, SM2130B, SM4500Cl-D, SM2320B, SM2540C, SM4500H-B, SM4500NO2-B**
EPA 332: Perchlorate; **EPA 524.2:** THMs and VOCs; **EPA 504.1:** EDB, DBCP.
Microbiology: **SM9215B; SM9223-P/A, SM9223B-Colilert-QT,SM9222D**.

Non-Potable Water
SM4500H,B, EPA 120.1, SM2510B, SM2540C, SM2320B, SM4500CL-E, SM4500F-BC, SM4500NH3-BH: Ammonia-N and Kjeldahl-N, **EPA 350.1**: Ammonia-N, **LACHAT 10-107-06-1-B**: Ammonia-N, **EPA 351.1, SM4500NO3-F, EPA 353.2**: Nitrate-N**, SM4500P-E, SM4500P-B, E, SM4500SO4-E, SM5220D, EPA 410.4, SM5210B, SM5310C, SM4500CL-D, EPA 1664, EPA 420.1, SM4500-CN-CE, SM2540D, EPA 300: Chloride, Sulfate, Nitrate.**
EPA 624.1: Volatile Halocarbons & Aromatics,
EPA 608.3: Chlordane, Toxaphene, Aldrin, alpha-BHC, beta-BHC, gamma-BHC, delta-BHC, Dieldrin, DDD, DDE, DDT, Endosulfan I, Endosulfan II, Endosulfan sulfate, Endrin, Endrin Aldehyde, Heptachlor, Heptachlor Epoxide, PCBs
EPA 625.1: SVOC (Acid/Base/Neutral Extractables), **EPA 600/4-81-045**: PCB-Oil.
Microbiology: **SM9223B-Colilert-QT; Enterolert-QT, SM9221E, EPA 1600, EPA 1603, SM9222D.**

Mansfield Facility:

Drinking Water
EPA 200.7: Al, Ba, Cd, Cr, Cu, Fe, Mn, Ni, Na, Ag, Ca, Zn. **EPA 200.8:** Al, Sb, As, Ba, Be, Cd, Cr, Cu, Pb, Mn, Ni, Se, Ag, TL, Zn. **EPA 245.1** Hg.
EPA 522, EPA 537.1.

Non-Potable Water
EPA 200.7: Al, Sb, As, Be, Cd, Ca, Cr, Co, Cu, Fe, Pb, Mg, Mn, Mo, Ni, K, Se, Ag, Na, Sr, TL, Ti, V, Zn.
EPA 200.8: Al, Sb**,** As, Be, Cd, Cr, Cu, Fe, Pb, Mn, Ni, K, Se, Ag, Na, TL, Zn.
EPA 245.1 Hg.
SM2340B

For a complete listing of analytes and methods, please contact your Alpha Project Manager.

L2114286 MM 3/22

NEW YORK CHAIN OF CUSTODY

Westborough, MA 01581
8 Walkup Dr.
TEL: 508-898-9220
FAX: 508-898-9193

Mansfield, MA 02048
320 Forbes Blvd
TEL: 508-822-9300
FAX: 508-822-3288

Service Centers
Mahwah, NJ 07430: 35 Whitney Rd, Suite 5
Albany, NY 12205: 14 Walker Way
Tonawanda, NY 14150: 275 Cooper Ave, Suite 105

Page 2 of 4

Date Rec'd in Lab: 3/13/21

ALPHA Job #: ~~L2112412~~

Project Information
Project Name: 50 Elmwood avenue
Project Location: Lockport NY
Project #: B0535-020-001
(Use Project name as Project #) ☐
Project Manager: Chris Boron/Candace Fox
ALPHAQuote #:

Turn-Around Time
Standard ☒ Due Date:
Rush (only if pre approved) ☐ # of Days:

Client Information
Client: Benchmark EES
Address: 2558 Hamburg Tpke
Buffalo NY 14218
Phone: 716-713-3937
Fax:
Email: CBoron@BM-TK.com

Deliverables
☐ ASP-A ☒ ASP-B
☒ EQuIS (1 File) ☐ EQuIS (4 File)
☐ Other

Billing Information
☐ Same as Client Info
PO #

Regulatory Requirement
☐ NY TOGS ☐ NY Part 375
☐ AWQ Standards ☐ NY CP-51
☐ NY Restricted Use ☐ Other
☐ NY Unrestricted Use
☐ NYC Sewer Discharge

Disposal Site Information
Please identify below location of applicable disposal facilities.
Disposal Facility:
☐ NJ ☐ NY
☐ Other:

These samples have been previously analyzed by Alpha ☐

Other project specific requirements/comments:
CaT B, NYS Dec EQuIS

Please specify Metals or TAL.

ANALYSIS

Sample Filtration
☐ Done
☐ Lab to do
Preservation
☐ Lab to do
(Please Specify below)

ALPHA Lab ID (Lab Use Only)	Sample ID	Collection Date	Collection Time	Sample Matrix	Sampler's Initials	~~Mercury~~	~~Arsenic~~	~~Pahl's~~	~~VOC's~~	NYTCL-8270 TS				Sample Specific Comments	Total Bottles
~~12412-11~~	TB-04 E20 8in-1.3ft	3/11/21	12:30	Soil	NAS									Hold	1
~~12~~	TB-04 W20 6in-1.25ft		11:45											Hold	1
14286-01 ~~13~~	TB-04 S20 6in-1.5ft		11:15							X				Hold	1
~~14~~	TB-06 N10 0.5-2.5ft		13:00				X							MS/MSD-3	1
~~15~~	TB-06 E10 0.5-2ft		13:45				X							[illegible]	3
~~16~~	TB-06 S10 1-2ft		12:45				X								1
~~17~~	TB-06 W10 1-3ft		13:15				X								
~~18~~	TB-06 N20 1-2.5ft		13:25											Hold	
~~19~~	TB-06 E20 1-2ft		14:00											Hold	
~~20~~	TB-06 S20 1.5-2.5ft		12:35											Hold	

Preservative Code:
A = None
B = HCl
C = HNO_3
D = H_2SO_4
E = NaOH
F = MeOH
G = $NaHSO_4$
H = $Na_2S_2O_3$
K/E = Zn Ac/NaOH
O = Other — TLe

Container Code
P = Plastic
A = Amber Glass
V = Vial
G = Glass
B = Bacteria Cup
C = Cube
O = Other
E = Encore
D = BOD Bottle

Westboro: Certification No: MA935
Mansfield: Certification No: MA015

Container Type	A	A	A	A
Preservative	O	O	O	O

Relinquished By:	Date/Time	Received By:	Date/Time
~~3/12/21 12~~ [signature]	3/12/21 12:00	SECURE STORAGE AAL	3/12/21 12:00
SECURE STORAGE AAL	3/12/21 12:50	R Cunningham AAL	3/12/21 12:50
R Cunningham AAL	3/12/21 12:50	[signature]	3/13/21 01:20

Please print clearly, legibly and completely. Samples can not be logged in and turnaround time clock will not start until any ambiguities are resolved. BY EXECUTING THIS COC, THE CLIENT HAS READ AND AGREES TO BE BOUND BY ALPHA'S TERMS & CONDITIONS. (See reverse side.)

Form No: 01-25 HC (rev. 30-Sept-2013)

APPENDIX G

DATA USABILITY SUMMARY REPORT

Data Validation Services

120 Cobble Creek Road P. O. Box 208
North Creek, NY 12853
Phone (518) 251-4429
harry@frontiernet.net

November 10, 2020

Chelsea Kanaley
Benchmark Environmental Engineering & Science, PLLC
2558 Hamburg Turnpike
Buffalo, NY 14218

RE: Validation of the 50 Elmwood Avenue Site Analytical Laboratory Data
Data Usability Summary Report (DUSR)
Alpha SDG Nos. L2041672, L2041952, and L2042138

Dear Ms. Kanaley:

Review has been completed for the data packages generated by Alpha Analytical laboratory that pertain to samples collected between 09/30/20 and 10/02/20 at the 50 Elmwood Avenue site. Six soil samples and a field duplicate were processed for TCL volatiles, TCL semivolatiles, TCL pesticides, TCL herbicides, Aroclor PCBs, TAL metals, and total cyanide. Nine soil samples were processed for TCL semivolatiles and TAL metals. The analytical methodologies are those of the USEPA SW846.

The data packages submitted by the laboratory contain full deliverables for validation, and this usability report is generated from review of the QC summary form information, with full review of sample raw data and limited review of associated QC raw data. The reported QC summary forms and sample raw data have been reviewed for application of validation qualifiers, with guidance from the USEPA national and regional validation documents and the specific requirements of the analytical methodology. The following items were reviewed:

* Data Completeness
* Case Narrative
* Custody Documentation
* Holding Times
* Surrogate and Internal Standard Recoveries
* Method/Preparation/Canister Blanks
* Matrix Spike Recoveries/Duplicate Correlations
* Blind Field Duplicate Correlations
* Laboratory Control Sample (LCS)
* Instrumental Tunes
* Initial and Continuing Calibration Standards
* Serial Dilution Evaluation
* Method Compliance
* Sample Result Verification

Those items listed above which show deficiencies are discussed within the text of this narrative. All of the other items were determined to be acceptable for the DUSR level review, as discussed in NYS DER-10 Appendix B Section 2.0 (c). Documentation of the outlying parameters cited in this report can be found in the laboratory data package.

In summary, most of the results for the samples are usable either as reported or with minor qualification. However, the following results are rejected and not usable:

- 1,4-dioxane in all samples due to limitations of the methodology
- 2,4-dinitrophenol and caprolactam in one sample due to an apparent matrix effect

Data completeness, accuracy, precision, sensitivity, representativeness, reproducibility, and comparability are acceptable.

Validation qualifier definitions and client sample identifications are attached to this text. Also included in this report are the laboratory EDDs with recommended qualifiers/edits applied in red.

Blind Field Duplicate

The blind field duplicate evaluation was performed for all analytes on TP-59 7-8 FT. Correlations are within validation guidelines, with the exception of those for arsenic and vanadium, results for which are qualified as estimated in that parent sample and its duplicate.

TCL Volatile Analyses by EPA 8260C

The results for 1,4-dioxane in the samples are rejected due to very poor calibration standard instrument response inherent in the methodology. The remaining calibration standard responses are within validation guidelines.

The matrix spikes of TP-29 5-6 FT show recoveries and duplicate correlations that are within validation guidelines.

Holding times were met. Surrogate and internal standard recoveries are compliant. Blanks show no contamination.

TCL Semivolatile Analyses by EPA8270D (Full Scan/SIM)

Due to lack of recovery in the matrix spikes of TP-29 5-6 FT, the results for 2,4-dinitrophenol and caprolactam in that parent sample are rejected, and not usable. The remaining recoveries and correlations in those spikes are within validation guidelines.

Calibration standards show responses within validation action levels. Holding times were met. Surrogate and internal standard recoveries are compliant. Blanks show no contamination.

TCL Pesticide, TCL Herbicides and Aroclor PCBs by EPA 8081B, EPA8151, and 8082A

The result for g-chlordane in TP-3 1.5-4 FT is edited to reflect non-detection and the result for 4,4-DDT in that sample is qualified as estimated, due to elevated dual column quantitative correlations.

Pesticide, herbicide, and Aroclor 1016/1260 matrix spikes of TP-29 5-6 FT show recoveries and correlations within validation guidelines.

Holding times were met. Calibration standard responses are within validation guidelines. Blanks show no contamination.

TAL Metals/CN Analyses by EPA 6010C, 7471B, and 9012

Matrix spikes/duplicate evaluations were performed for metals and total cyanide on TP-29 5-6 FT show recoveries and correlations within validation guidelines, with the exception of the recoveries for antimony (61% and 64%). The result for that element in that parent sample has been qualified as estimated, with a low bias.

The results for total cyanide are qualified as estimated, with a low bias, due to low recoveries (55% to 68%) in the associated LCSs.

The ICP serial dilution evaluation of TP-29 5-6 FT shows acceptable correlations, with the exception of that for magnesium (23%D), the result for which is qualified as estimated in that parent sample.

Please do not hesitate to contact me if questions or comments arise during your review of this report.

Very truly yours,

Judy Harry

Judy Harry

Attachments: Validation Qualifier Definitions
Sample Identifications
Qualified Laboratory EQuIS EDDs

VALIDATION DATA QUALIFIER DEFINITIONS

U	The analyte was analyzed for, but was not detected above the level of the associated reported quantitation limit.
J	The analyte was positively identified; the associated numerical value is an approximate concentration of the analyte in the sample.
J-	The analyte was positively identified; the associated numerical value is an estimated quantity that may be biased low.
J+	The analyte was positively identified; the associated numerical value is an estimated quantity that may be biased high.
UJ	The analyte was analyzed for, but was not detected. The associated reported quantitation limit is approximate and may be inaccurate or imprecise.
NJ	The detection is tentative in identification and estimated in value. Although there is presumptive evidence of the analyte, the result should be used with caution as a potential false positive and/or elevated quantitative value.
R	The data are unusable. The sample results are rejected due to serious deficiencies in meeting Quality Control limits. The analyte may or may not be present.
EMPC	The results do not meet all criteria for a confirmed identification. The quantitative value represents the Estimated Maximum Possible Concentration of the analyte in the sample.

Sample Summaries

Project Name: 50 ELMWOOD AVENUE
Project Number: 0535-020-001

Lab Number: L2041672
Report Date: 10/12/20

Alpha Sample ID	Client ID	Matrix	Sample Location	Collection Date/Time	Receive Date
L2041672-01	TP-3 1.5-4 FT	SOIL	LOCKPORT,NY	09/30/20 11:20	10/01/20
L2041672-02	TP-4 0.5-2.5 FT	SOIL	LOCKPORT,NY	09/30/20 11:50	10/01/20
L2041672-03	TP-8 1-1.5 FT	SOIL	LOCKPORT,NY	09/30/20 14:50	10/01/20
L2041672-04	TP-9 4-5 FT	SOIL	LOCKPORT,NY	09/30/20 16:00	10/01/20
L2041672-05	TP-9 5-6 FT	SOIL	LOCKPORT,NY	09/30/20 16:00	10/01/20

Project Name: 50 ELMWOOD AVENUE
Project Number: 0535-020-001

Lab Number: L2042138
Report Date: 10/12/20

Alpha Sample ID	Client ID	Matrix	Sample Location	Collection Date/Time	Receive Date
L2042138-01	TP-23 2-4 FT	SOIL	LOCKPORT,NY	10/02/20 11:30	10/02/20
L2042138-02	TP-25 2-4 FT	SOIL	LOCKPORT,NY	10/02/20 10:20	10/02/20
L2042138-03	TP-26 2-3 FT	SOIL	LOCKPORT,NY	10/02/20 12:15	10/02/20
L2042138-04	TP-29 5-6 FT	SOIL	LOCKPORT,NY	10/02/20 15:08	10/02/20
L2042138-05	TP-29 7-8 FT	SOIL	LOCKPORT,NY	10/02/20 15:52	10/02/20
L2042138-06	BLIND DUP #1	SOIL	LOCKPORT,NY	10/02/20 16:00	10/02/20

Project Name: 50 ELMWOOD AVENUE
Project Number: 0535-020-001

Lab Number: L2041952
Report Date: 10/12/20

Alpha Sample ID	Client ID	Matrix	Sample Location	Collection Date/Time	Receive Date
L2041952-01	TP-12 1-3 FT	SOIL	LOCKPORT,NY	10/01/20 10:00	10/02/20
L2041952-02	TP-16 1-2.5 FT	SOIL	LOCKPORT,NY	10/01/20 12:50	10/02/20
L2041952-03	TP-16 2.5-4 FT	SOIL	LOCKPORT,NY	10/01/20 12:50	10/02/20
L2041952-04	TP-16 4-5 FT	SOIL	LOCKPORT,NY	10/01/20 12:50	10/02/20
L2041952-05	TP-20 0.5-3.5 FT	SOIL	LOCKPORT,NY	10/01/20 15:50	10/02/20